Beha

Metal İmalat San. Tic. Ltd. Şti.

Cable Management
Katalog / Catalogue
2025

ŞİRKET PROFİLİ

Beha Metal İmalat Sanayi Ticaret Limited Şirketi

Beha Metal, enerji altyapısında ihtiyaç duyulan güvenli, dayanıklı ve işlevsel çözümleri üretme hedefiyle yola çıkmış bir mühendislik ve üretim firmasıdır. Kablo taşıma sistemleri başta olmak üzere, endüstriyel alanlarda kullanılan metal yapı ürünleriyle enerji ve iletişim hatlarının düzenli, uzun ömürlü ve sorunsuz işlemesini sağlar.

Müşteri ihtiyaçlarını en doğru şekilde analiz eden Beha Metal, çözüm odaklı yaklaşımı ve modern üretim anlayışıyla sektörde kalıcı fark yaratmayı amaçlar. Sadece ürün değil, güven veren bir iş ortaklığı sunan firma; proje özelinde esnek üretim kabiliyeti, hızlı teslim süreçleri ve sürekli gelişen altyapısı ile tüm iş ortaklarına sürdürülebilir değer üretir.

Beha Metal, yerli üretim gücünü yaratıcı mühendislikle birleştirerek hem kamuya hem özel sektöre yönelik kaliteli çözümler üretmeye devam etmektedir. Endüstriyel dönüşümün merkezinde, teknolojiyi takip eden değil yön veren bir marka olma vizyonuyla hareket eder.

Beha Metal Manufacturing Industry and Trade Limited Company

Beha Metal is an engineering and manufacturing company established to provide reliable, durable, and functional solutions for energy infrastructure. Specializing in cable management systems and other industrial metal structures, the company ensures that energy and communication lines operate efficiently, with long-term stability.

By accurately analyzing customer needs, Beha Metal adopts a solution-oriented approach and modern production mindset to create a lasting impact in the sector. Beyond delivering products, it offers trustworthy partnerships through flexible manufacturing capabilities, fast delivery, and continuously evolving infrastructure—bringing sustainable value to all collaborators.

Combining the strength of domestic manufacturing with creative engineering, Beha Metal continues to offer high-quality solutions for both public and private sectors. Positioned at the heart of industrial transformation, the company aims not just to follow technology but to lead it.

COMPANY PROFILE

Ürün Grupları

Taşıma-Askı Elemanları

Kablo Taşıyıcı Sistemleri

Topraklama ve Bağlantı Elemanları

Döşeme Altı Kanal Taşıyıcıları ve Buatları

Özel Taşıyıcı, Çelik Konstrüksiyon Birleştirme

Çeşitli Kablo Birleştirme ve Ayırma Elemanları

Product Groups

Suspension and Support Elements

Cable Tray Systems

Grounding and Connection Elements

Underfloor Duct Carriers and Junction Boxes

Special Supports, Steel Construction Assembly

Various Cable Connection and Separation Elements

Kullanım Alanları

Oteller

Binalar

Tüneller

Limanlar

Fabrikalar

Otoparklar

Havaalanları

Deniz Taşıtları

Sanayi Tesisleri

Köprü ve Alt Geçitler

Petrol-Gaz Rafinerileri

Raylı Taşıma Sistemleri

Mekanik Taşıyıcı Sistemleri

Barajlar ve Enerji Nakil Hatları

Kamu Kurumları
(Okullar, Hastaneler, Yurtlar)

Ortak Yaşam Alanları
(Alışveriş Merkezleri, Konferans Salonları)

Usage Areas

Hotels

Buildings

Tunnels

Ports

Factories

Parking Lots

Airports

Marine Vessels

Industrial Facilities

Bridges and Underpasses

Oil-Gas Refineries

Rail Transport Systems

Mechanical Conveyor Systems

Dams and Power Transmission Lines

Public Institutions
(Schools, Hospitals, Dormitories)

Public spaces
(Shopping malls, Conference halls)

GENEL TANIM / GENERAL DEFINITION :

Kablo tavası ve merdiven sistemlerinin temel işlevi, elektrik kabloları ile diğer olası elektriksel ekipmanların güvenli bir şekilde taşınmasını ve düzenli bir biçimde yerleştirilmesini sağlamaktır. Bu sistemler, kabloları kapatmak ya da izole etmek amacıyla değil, onları desteklemek ve yönlendirmek için tasarlanmıştır. İlgili TSE EN 61537 standardına göre bu sistemler A, C ve Z olmak üzere üç ana kategoriye ayrılmaktadır.

The primary function of cable tray and ladder systems is to support and organize electrical cables and any additional related equipment in a secure and structured manner. These systems are not designed to enclose or shield cables, but rather to provide mechanical support and routing. According to the TSE EN 61537 standard, they are categorized into three main sections: A, C, and Z.

A SINIFI DÖŞEME ALTI KABLO KANALI / A CLASS UNDERFLOOR CABLE TRAYS

Bu sistemler, döşeme altı uygulamalarda kullanılan kablo kanallarıdır. Sınıflandırmaları, taban kısmında bulunan delik oranına göre yapılmakta olup, bu oran toplam yüzeyin %2'sini geçmeyecek şekilde sınırlandırılmıştır. Kanal iki ana parçadan oluşur: alt taban ve üst kapak. Üst bölümde, kanalın genişliğine bağlı olarak yerleştirilmiş bölmeler bulunur. Bu bölmeler, kablolara zarar vermemesi amacıyla tek parça halinde tasarlanmıştır. Yükseltilmiş zeminler veya şap altı uygulamalar için ideal olan bu sistemlerde, kanal içine yerleştirilen çıkış kutuları sayesinde yüzeye kolay bağlantı sağlanır. Ürüne dair detaylı bilgiler ilerleyen sayfalarda sunulmuştur.

These systems are underfloor cable ducts specifically designed for floor installations. Their classification is based on the perforation ratio of the bottom surface, which does not exceed 2% of the total area. The duct consists of two main parts: the base and the top cover. The upper section includes dividers that vary according to the duct's width, all designed as a single piece to prevent damage to the cables. They are ideal for use beneath raised floors or screed layers. Surface connections are made using outlet boxes mounted inside the duct. Further technical details about these products can be found in the following pages.

C SINIFI KABLO KANALI / C CLASS CABLE TRAYS

Kablo tavaları, kullanım amaçlarına göre iki gruba ayrılır: normal tip ve ağır hizmet tipi. Bu sınıflandırma, taban yüzeyinde bulunan delik oranına göre yapılmaktadır. Yüzeydeki delik oranı, toplam alanın %15 ile %30'u arasında olacak şekilde tasarlanmıştır. Bu tasarımın temel amacı, enerji taşıyan kabloların ısınmasını en aza indirerek sistemin güvenliğini artırmaktır. Normal tip kablo tavaları, daha hafif ve düşük yükteki kablolar için uygunken; ağır hizmet tipi tavalar, yüksek dayanım gerektiren durumlarda tercih edilir ve daha büyük yükleri taşıma kapasitesine sahiptir. Ürünlere ait tüm teknik detaylar ilerleyen sayfalarda yer almaktadır.

Cable trays are classified into two categories based on their intended use: standard type and heavy-duty type. This classification is determined by the perforation rate on the base surface, which is designed to be between 15% and 30% of the total area. The purpose of this design is to minimize heat accumulation when current flows through the cables. Standard type trays are suitable for lighter cable loads, while heavy-duty trays provide additional structural strength, making them ideal for supporting heavier installations. Full technical specifications of the products can be found on the following pages.

Z SINIFI KABLO KANALI / Z CLASS CABLE TRAYS

Bu ürünler, kablo merdivenleri olarak adlandırılır ve sınıflandırmaları tabanındaki açık alan oranına göre yapılır. Ürünün açık yüzeyi, toplam alanın %90'ından fazlasını oluşturur. Taşıma kapasitesi C sınıfı kablo tavalarıyla benzerlik gösterse de, yüksek hava sirkülasyonu sağlaması sayesinde özellikle enerji kablolarının yoğun şekilde geçtiği bölgelerde tercih edilmektedir. Üretim sürecinde kablo yolu, birden fazla parçanın bir araya getirilmesiyle oluşturulur. Bu parçalar, kaynak veya perçin yöntemiyle birleştirilerek sağlamlık kazandırılır. Ürünle ilgili detaylı bilgiler ilerleyen sayfalarda sunulmaktadır.

These products are known as cable ladders and are classified based on the percentage of open area in their base structure. The open surface area exceeds 90% of the total, offering superior ventilation. Although their load-carrying capacity is comparable to Class C cable trays, they are especially preferred in areas where a large number of power cables need to be routed efficiently. During the manufacturing process, the cable route is formed by assembling separate components. These parts are joined together using welding or riveting techniques to ensure structural integrity. Further technical details about the product are available in the following pages.

KAPLAMASIZ SICAK HADDELENMİŞ SACLAR / UNCOATED HOT ROLLED SHEET METALS

Sıcak haddelenmiş yassı çelik ürünler, "slab" olarak adlandırılan, sıvı çeliğin sürekli döküm yöntemiyle dikdörtgen kesitli yarı mamul forma getirilmesiyle başlar. Bu yarı ürün, sıcak haddehanelerde işlenerek yassı çelik haline getirilir. Elde edilen ürünler, kalınlıkları 1,50 mm ile 20,00 mm arasında değişen rulo veya sac şeklindeki çelikler ile kalınlıkları 5,00 mm ile 200,00 mm, genişlikleri ise 1000 mm ile 3800 mm arasında değişen levha şeklindeki yassı çeliklerdir. Bu ürünler genellikle kaplamasız olarak sunulur ve geniş bir endüstriyel kullanım alanına sahiptir.

Hot rolled flat steel products begin as "slabs"—rectangular semi-finished products formed through the continuous casting of liquid steel. These slabs are then processed in hot rolling mills to produce flat steel in sheet or plate form. The resulting products include coil or sheet steels with thicknesses ranging from 1.50 mm to 20.00 mm, as well as plate steels with thicknesses between 5.00 mm and 200.00 mm and widths ranging from 1000 mm to 3800 mm. These materials are typically delivered without any coating and are widely used across various industrial applications.

ELEKTRO GALVANİZ TS 149 (DIN 50976) / ELECTRO GALVANIZED TS 149 (DIN 50976)

Tüm üretim işlemleri tamamlandıktan sonra, malzemelere elektro galvaniz kaplama uygulanabilir. Bu kaplama, kromatlı ya da kromatsız olarak her kalınlıktaki ürüne uygulanabilir. Ancak yalnızca kuru ve kapalı ortamlarda kullanılması önerilmektedir. Uygulanan kaplamanın kalınlığı 8 ile 12 mikron arasında değişmektedir.

After all manufacturing processes are completed, an electro zinc coating can be applied to the material. This coating, whether chromated or non-chromated, is suitable for all material thicknesses. However, it is recommended for use in dry, indoor environments only. The coating thickness ranges between 8 and 12 microns.

PRE-GALVANİZ TS 822 EN 10143 (BS 2989) / PRE-GALVANIZED TS 822 EN 10143 (BS 2989)

Galvanizli düz saclar, en fazla 2,5 mm kalınlığındaki çeliklerin sıcak daldırma yöntemiyle her iki yüzeyinin çinko ile kaplanması sonucu elde edilir. Bu işlem sırasında çinko, çelikle reaksiyona girerek dayanıklı bir çinko-demir alaşımı oluşturur. Kaplama kalınlığı genellikle 15-20 mikron arasındadır. Ürün yüzeyine kromatlama veya yağlama gibi işlemler uygulanarak, çinko tabakanın korozyona karşı dayanıklılığı artırılır. Galvanizli saclar; A, B ve C olmak üzere üç farklı yüzey kalitesinde üretilmektedir.
Avantajları: Yüksek korozyon direnci, düzgün yüzey yapısı, şekillendirilebilirlik ve boyanabilirlik.

Galvanized flat sheets are produced by coating steel sheets, up to 2.5 mm in thickness, with zinc on both sides through the hot-dip process. During this treatment, the zinc reacts with the steel surface, forming a strong zinc-iron alloy layer. The coating thickness typically ranges from 15 to 20 microns. To enhance corrosion resistance, the surface is treated with chromating or oiling. These sheets are manufactured in three different surface qualities: A, B, and C.
Advantages: *High corrosion resistance, smooth surface finish, formability, and paintability.*

PASLANMAZ ÇELİK / STAINLESS STEEL

Paslanmaz çelik, en az %10,5 oranında krom içeren bir demir-karbon alaşımıdır. İçeriğindeki krom elementi, çeliğin yüzeyinde ince bir oksit tabakası oluşturarak korozyona karşı direnç sağlar. Bu sayede paslanma, lekelenme ve aşınmaya karşı dayanıklılık kazanır. Paslanmaz çelik ismini de bu özelliğinden alır. En yaygın paslanmaz çelik türleri arasında östenitik sınıf yer alır ve bunların en bilinen kalite tipleri 304 ve 316'dır. Östenitik paslanmaz çelikler manyetik değildir, ısıl işlemle sertleştirilemezler; ancak mükemmel süneklik, kaynaklanabilirlik ve şekillendirilebilirlik özelliklerine sahiptirler. Aynı zamanda yüksek korozyon direnci sunarlar.

Stainless steel is an iron-carbon alloy that contains at least 10.5% chromium. The chromium element forms a thin protective oxide layer on the surface, which enhances the steel's resistance to corrosion. This feature prevents rusting, staining, and surface degradation, which is where stainless steel gets its name. Among various types, austenitic stainless steels are the most common, with grades 304 and 316 being the most widely used. Austenitic stainless steels are non-magnetic and cannot be hardened by heat treatment, but they offer excellent ductility, weldability, and formability. Additionally, they are highly resistant to corrosion in a wide range of environments.

GEOMET

Geomet kaplama, tüm metallerde korozyona karşı en çok tercih edilen koruyucu kaplama türlerinden biridir. Endüstrinin hemen her alanında; bağlantı elemanları, metal parçalar ve hassas bileşenlerin uzun ömürlü korunmasında yaygın olarak kullanılır. Sürtünme kontrolü sağlayan yağlayıcı üst kaplamalarla birlikte (örneğin: Plus, Dacrolub, Geoblack, Geokote) uygulanarak, geniş bir endüstriyel ihtiyaç yelpazesine çözüm sunar.
Özellikleri: Çinko-alüminyum esaslı koruyucu kimyasal içerik, su bazlı bileşenlerden oluşur, krom ve ağır metaller içermez, elektriksel iletkenlik özelliği vardır

Geomet coating is one of the most preferred protective solutions against corrosion for metal surfaces. It is widely used across various industries to protect fasteners, metal components, and sensitive parts by providing long-term corrosion resistance. When combined with lubricating topcoats such as Plus, Dacrolub, Geoblack, or Geokote, it meets a wide range of industrial coating requirements, especially where friction control is needed.
Key Features: Zinc-aluminum based protective chemical composition, water-based formulation, free of chromium and heavy metals, offers electrical conductivity

Beha
Metal İmalat San. Tic. Ltd. Şti.

SICAKDALDIRMA GALVANİZ TS EN ISO 1461 / HOTDIP GALVANIZED TS EN ISO 1461

Çelik malzemelerin, sıvı çinko banyosuna daldırılarak yüzeylerinin çinko tabakasıyla kaplanması işlemine Sıcak Daldırma Galvaniz Kaplama denir. Bu kaplama yöntemi, çeliği korozyona karşı korumak amacıyla uygulanır. Çinko tabakası, malzemenin bulunduğu ortamla doğrudan temasını keserek paslanmayı önler ve çeliğin ömrünü önemli ölçüde uzatır. Uygulama sıcaklığı genellikle 450–490°C arasında değişir.

Hot-Dip Galvanizing is the process of coating the surface of steel materials by immersing them in a bath of molten zinc. This method is applied to protect steel against corrosion. The zinc layer acts as a barrier, shielding the material from environmental effects and allowing it to remain rust-free for an extended period. The galvanizing temperature typically ranges between 450–490°C.

SICAKDALDIRMA GALVANİZ KAPLAMA KALINLIKLARI / HOTDIP GALVANIZED COATING Thickness

Malzeme ve Kalınlığı Material & Thickness	Lokal Kaplama Kalınlığı Local Coating Thickness En AZ (min) µm	Lokal Kaplama Kalınlığı Local Coating Thickness En AZ (min) gr/m²	Ortalama Kaplama Kalınlığı Local Coating Thickness En AZ (min) µm	Ortalama Kaplama Kalınlığı Local Coating Thickness En AZ (min.) gr/m²
Çelik/Steel > 6mm	70	505	85	610
Çelik/Steel > 3mm ≤ 6mm	55	395	70	505
Çelik/Steel ≥ 1,5mm ≤ 3mm	45	325	55	395
Çelik/Steel < 1,5mm	35	250	45	325
Döküm/Moulding > 6mm	70	505	80	575
Döküm/Moulding < 6mm	60	430	70	505

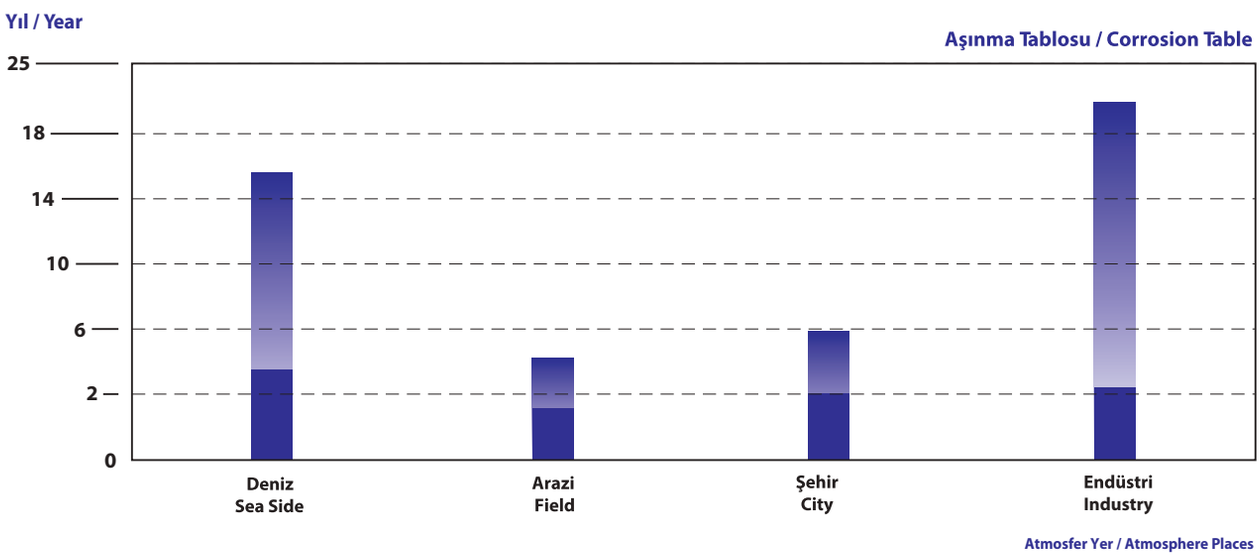

Minimum akma mukavemeti Re ≤300N/mm² olan çelik kaliteleri için kalınlık toleransları (3237 / S 235JR Siyah Saclar)
Minimum yield strength Re ≤300N/mm² The Thickness tolerances for steel qualities with minimum yield strength) (3237 / S 235JR RKK)

Nominal Kalınlığı Nominal Thickness	Tolerans / Tolerance ≤ 1200mm	≥1200mm ≤ 1500mm	≥1500mm ≤ 1800mm	≥ 1800mm
≥1,50 ≤ 2,00	± 0,17	± 0,19	± 0,21	-
≥2,00 ≤ 2,50	± 0,18	± 0,21	± 0,23	± 0,25
≥2,50 ≤ 3,00	± 0,20	± 0,22	± 0,24	± 0,26
≥3,00 ≤ 4,00	± 0,22	± 0,24	± 0,26	± 0,27
≥4,00 ≤ 5,00	± 0,24	± 0,26	± 0,28	± 0,29

Bilgiler Erdemir 2015 Ürün Kataloğundan alıntıdır. The information above has been quoted by Erdemir 2015 Catalogue

ELEKTROSTATİK TOZ BOYAMA SİSTEMLERİ / POWDER COATING SYSTEMS

Elektrostatik toz boyama, polimer tozlarının özel amaçlı tabanca içerisindeki kanallardan geçerken elektrostatik yüklenerek parçaya uygulanması ve ardından fırınlanması esasına dayanır. Kabin içerisinde boyanan parça genel olarak 200°C sıcaklıkta 10 dakika bekletilerek uygulama tamamlanmış olur.

Electrostatic powder coating is based on the principle of applying polymer powders on the parts to be coated by means of electrostatic method then firing. It is generally applied as keeping for 10 minutes in 200°C.

RAL 1000	RAL 1001	RAL 1002	RAL 1003	RAL 1004	RAL 1005	RAL 1006	RAL 1007	RAL 1011	RAL 1012
RAL 1013	RAL 1014	RAL 1015	RAL 1016	RAL 1017	RAL 1018	RAL 1019	RAL 1020	RAL 1021	RAL 1023
RAL 1024	RAL 1027	RAL 1028	RAL 1032	RAL 1033	RAL 1034	RAL 2000	RAL 2001	RAL 2002	RAL 2003
RAL 2004	RAL 2008	R AL 2009	RAL 2010	RAL 2011	RAL 2012	RAL 3000	RAL 3001	RAL 3002	RAL 3003
RAL 3004	RAL 3005	RAL 3007	RAL 3009	RAL 3011	RAL 3012	RAL 3013	RAL 3014	RAL 3015	RAL 3016
RAL 3017	RAL 3018	RAL 3020	RAL 3022	RAL 3027	RAL 3031	RAL 4001	RAL 4002	RAL 4003	RAL 4004
RAL 4005	RAL 4006	RAL 4007	RAL 4008	RAL 4009	RAL 4010	RAL 5000	RAL 5001	RAL 5002	RAL 5003
RAL 5004	RAL 5005	RAL 5007	RAL 5008	RAL 5009	RAL 5010	RAL 5011	RAL 5012	RAL 5013	RAL 5014
RAL 5015	RAL 5017	RAL 5018	RAL 5019	RAL 5020	RAL 5021	RAL 5022	RAL 5023	RAL 5024	RAL 6000
RAL 6001	RAL 6002	RAL 6003	RAL 6004	RAL 6005	RAL 6006	RAL 6007	RAL 6008	RAL 6009	RAL 6010
RAL 6011	RAL 6012	RAL 6013	RAL 6014	RAL 6015	RAL 6016	RAL 6017	RAL 6018	RAL 6019	RAL 6020
RAL 6021	RAL 6022	RAL 6024	RAL 6025	RAL 6026	RAL 6027	RAL 6028	RAL 6029	RAL 6032	RAL 6033
RAL 6034	RAL 7000	RAL 7001	RAL 7002	RAL 7003	RAL 7004	RAL 7005	RAL 7006	RAL 7008	RAL 7009
RAL 7010	RAL 7011	RAL 7012	RAL 7013	RAL 7015	RAL 7016	RAL 7021	RAL 7022	RAL 7023	RAL 7024
RAL 7026	RAL 7030	RAL 7031	RAL 7032	RAL 7033	RAL 7034	RAL 7035	RAL 7036	RAL 7037	RAL 7038
RAL 7039	RAL 7040	RAL 7042	RAL 7043	RAL 7044	RAL 7045	RAL 7046	RAL 7047	RAL 8000	RAL 8001
RAL 8002	RAL 8003	RAL 8004	RAL 8007	RAL 8008	RAL 8011	RAL 8012	RAL 8014	RAL 8015	RAL 8016
RAL 8017	RAL 8019	RAL 8022	RAL 8023	RAL 8024	RAL 8025	RAL 8028	RAL 9001	RAL 9002	RAL 9003
RAL 9004	RAL 9005	RAL 9006	RAL 9007	RAL 9010	RAL 9011	RAL 9016	RAL 9017	RAL 9018	

TOPRAKLAMA SİSTEMİ

Temel topraklama, inşaat aşamasında beton içine döşenen galvaniz şeritlerin inşaat demirlerine bağlanması ile oluşturulan bir sistemdir. Genellikle 30x3 mm galvaniz şerit kullanılır. Bu iletkenler beton dökümü sırasında yerleştirilir, belirli aralıklarla demirlere bağlantı yapılır ve bazı uçlar dışarı çıkarılarak ileride yapılacak bağlantılar için hazır bırakılır. Eğer dış yıldırımdan korunma sistemi kurulacaksa, bu sisteme entegrasyon için de bağlantı uçları bırakılmalıdır.

Döşeme Altı Kablo Kanalları – Uygulama Bilgileri:

1. Priz Seçimi: Tüm prizler 220V olmalıdır.
2. Şalter Kullanımı: Minimum 16A şalter ile çalıştırılmalıdır.
3. Kablo Seçimi: Hat uzunluğuna göre kablo kesitleri:
   Örnek: 2x2,5 – 3x2,5 – 4x4 – 4x6 – 4x10 – 4x16 mm^2
4. Kanal Yüksekliği: Standart yükseklik: 25mm – 35mm
   (40mm'de görünüm sabit kalır, üstü özel tasarım gerektirir.)
5. Kesintisiz Enerji: Tüm prizler aynı şaltere bağlıysa, tek bir arıza tüm sistemi etkiler. Bu nedenle, birden fazla şalter ve kablo geçişi önerilir.
6. Priz Kasası Boyutları:
   Topraklı ve UPS priz: 45x45 mm
   Data ve telefon hatlarında uyumlu bağlantı kullanılmalıdır.
7. Topraklama: Döşeme altı kanallar da ayrıca topraklanmalıdır.

Beha

EARTHING SYSTEM

This system consists of galvanized strips (typically 30x3 mm) embedded in the foundation concrete and connected to the rebar. Connections are made at specific intervals, and grounding terminals are extended outward for future connections. If an external lightning protection system is planned, terminals must also be provided for integration.

Underfloor Cable Trays – Application Notes:

1. *Socket Voltage: All sockets should be 220V.*
2. *Circuit Breaker: Minimum 16A breaker should be used.*
3. *Cable Sizing (based on length):*
   Examples: 2x2.5 – 3x2.5 – 4x4 – 4x6 – 4x10 – 4x16 mm^2
4. *Channel Height: Standard: 25–35 mm*
   (At 40mm height, appearance remains same; above requires design change.)
5. *Uninterrupted Power: In single breaker setups, all socket outputs fail together. Use multiple breakers and cable paths for redundancy.*
6. *Socket Box Dimensions:*
   Earthed and UPS socket: 45x45 mm
   Data/Phone: Must follow proper standard fittings.
7. *Grounding: Underfloor cable channels must also be grounded.*

SİPARİŞ KODLARI

ORDER CODES

BHA-N1040.15

NORMAL TİP
NORMAL TYPE

BHA-N XX XX .XX

MODEL *Model*	**Genişlik** *Width (mm)*	**Yükseklik** *Height (mm)*	**Kalınlık** *Thickness (mm)*
	50	*40*	*0,8*
	70	*50*	*0,9*
	100	*60*	*1,0*
	120		*1,2*
	150		*1,5*
	200		*1,8*
	250		*2,0*
	300		
	400		
	500		
	600		

BHA-A1040.15

AĞIR HİZMET TİP
HEAVY DUTY TYPE

BHA-A XX XX .XX

MODEL *Model*	**Genişlik** *Width (mm)*	**Yükseklik** *Height (mm)*	**Kalınlık** *Thickness (mm)*
	50	*40*	*0,6*
	70	*50*	*0,7*
	100	*60*	*0,8*
	120	*70*	*0,9*
	150	*100*	*1,0*
	200	*150*	*1,2*
	250		*1,5*
	300		*1,8*
	400		*2,0*
	500		
	600		

Beha
Metal İmalat San. Tic. Ltd. Şti.

Beha

Normal Tip Kablo Kanalları

Normal Type Cable Trays

Beha

Normal Tip Kablo Kanalları
Normal Type Cable Trays

h:40

11 Normal Tip Kablo Kanalı ve Ek Elemanı / *Normal Type Cable Trays and Joint Pieces*
12 Normal Tip Dönüş Elemanları Yatay 90° -T Dönüş - Dörtlü Dönüş / *Horizontal Bends Bends 90° -Tee Branches - Crossing*
13 Normal Tip Dönüş Elemanları Radüs 300 / *Horizontal Bends Radius 300*
14 Normal Tip Dönüş Elemanları Radüs 450 / *Horizontal Bends Radius 450*
15 Normal Tip Dönüş Elemanları Radüs 600 / *Horizontal Bends Radius 600*
16 Normal Tip Dönüş Elemanları 135° - İç-Dış Bükey / *Normal Type 135°Bends - Vertical Inside and Outside Bends*
17 Z Tip Redüksiyon Sol-Sağ-Ortadan / *Z Type Reducer Left-Right-Center*

h:50

18 Normal Tip Kablo Kanalı ve Ek Elemanı / *Normal Type Cable Trays and Joint Pieces*
19 Normal Tip Dönüş Elemanları Yatay 90° -T Dönüş - Dörtlü Dönüş / *Horizontal Bends Bends 90° -Tee Branches - Crossing*
20 Normal Tip Dönüş Elemanları Radüs 300 / *Horizontal Bends Radius 300*
21 Normal Tip Dönüş Elemanları Radüs 450 / *Horizontal Bends Radius 450*
22 Normal Tip Dönüş Elemanları Radüs 600 / *Horizontal Bends Radius 600*
23 Normal Tip Dönüş Elemanları 135° - İç-Dış Bükey / *Normal Type 135°Bends - Vertical Inside and Outside Bends*
24 Z Tip Redüksiyon Sol-Sağ-Ortadan / *Z Type Reducer Left-Right-Center*

h:60

25 Normal Tip Kablo Kanalı ve Ek Elemanı / *Normal Type Cable Trays and Joint Pieces*
26 Normal Tip Dönüş Elemanları Yatay 90° -T Dönüş - Dörtlü Dönüş / *Horizontal Bends Bends 90° -Tee Branches - Crossing*
27 Normal Tip Dönüş Elemanları Radüs 300 / *Horizontal Bends Radius 300*
28 Normal Tip Dönüş Elemanları Radüs 450 / *Horizontal Bends Radius 450*
29 Normal Tip Dönüş Elemanları Radüs 600 / *Horizontal Bends Radius 600*
30 Normal Tip Dönüş Elemanları 135° - İç-Dış Bükey / *Normal Type 135°Bends - Vertical Inside and Outside Bends*
31 Z Tip Redüksiyon Sol-Sağ-Ortadan / *Z Type Reducer Left-Right-Center*

Sipariş Kodu (Order Code)	w (mm)	h (mm)	t (mm)	Kg/Mt (Kg/Mt)
BHA-N0540.08	50	40	0,80	0,779
BHA-N0540.10	50	40	1,00	0,973
BHA-N0540.12	50	40	1,20	1,168
BHA-N0540.15	50	40	1,50	1,460
BHA-N0540.20	50	40	2,00	1,751
BHA-N0740.08	70	40	0,80	0,904
BHA-N0740.10	70	40	1,00	1,130
BHA-N0740.12	70	40	1,20	1,356
BHA-N0740.15	70	40	1,50	1,696
BHA-N0740.20	70	40	2,00	2,034
BHA-N1040.08	100	40	0,80	1,093
BHA-N1040.10	100	40	1,00	1,366
BHA-N1040.12	100	40	1,20	1,639
BHA-N1040.15	100	40	1,50	2,049
BHA-N1040.20	100	40	2,00	2,459
BHA-N1240.08	120	40	0,80	1,218
BHA-N1240.10	120	40	1,00	1,523
BHA-N1240.12	120	40	1,20	1,827
BHA-N1240.15	120	40	1,50	2,284
BHA-N1240.20	120	40	2,00	2,741
BHA-N1540.08	150	40	0,80	1,470
BHA-N1540.10	150	40	1,00	1,758
BHA-N1540.12	150	40	1,20	2,110
BHA-N1540.15	150	40	1,50	2,638
BHA-N1540.20	150	40	2,00	3,164
BHA-N2040.08	200	40	0,80	1,721
BHA-N2040.10	200	40	1,00	2,151
BHA-N2040.12	200	40	1,20	2,581
BHA-N2040.15	200	40	1,50	3,222
BHA-N2040.20	200	40	2,00	3,872
BHA-N2540.08	250	40	1,20	3,052
BHA-N2540.15	250	40	1,50	3,815
BHA-N2540.20	250	40	2,00	4,578
BHA-N3040.12	300	40	1,20	3,523
BHA-N3040.15	300	40	1,50	4,404
BHA-N3040.20	300	40	2,00	5,285
BHA-N4040.15	400	40	1,50	5,581
BHA-N4040.20	400	40	2,00	6,698
BHA-N5040.15	500	40	1,50	6,759
BHA-N5040.20	500	40	2,00	8,111
BHA-N6040.15	600	40	1,50	7,936
BHA-N6040.20	600	40	2,00	9,524

NORMAL TİP KABLO KANALLARI
NORMAL TYPE CABLE TRAYS

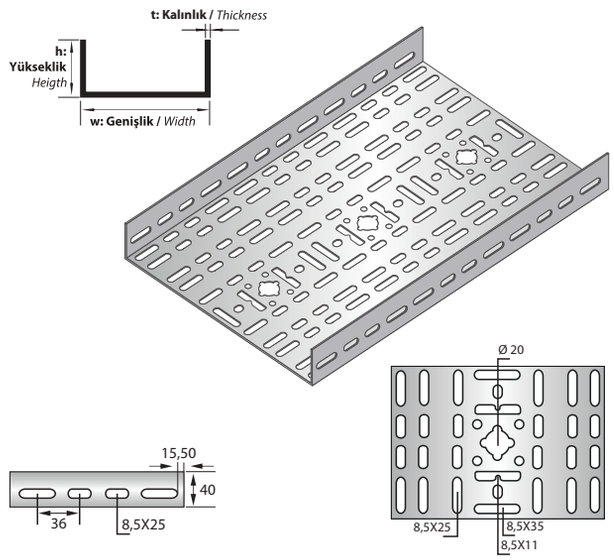

AÇIKLAMALAR / *INSTRUCTIONS :*

NOT: Standart uzunluk 2500mm. İsteğe bağlı olarak uzunluklar değişebilir.
! Delikli tip kablo kanallarında ölçü toleransı ± 3 mm.'dir.
! Belirtilen ağırlıklar kesim ağırlıklarıdır.
! Tüm kablo kanalları, Metrik 8 cıvata ve somun kullanımına uygundur.

NOTE: *Standart Length is 2500mm. On request the Lengths can change.*
! *The dimension tolerance in perforated cable trays is ±3 mm*
! *The indicated weights are the weights before fabrication.*
! *All the cable trays are convenient for M8 bolt and nut usage.*

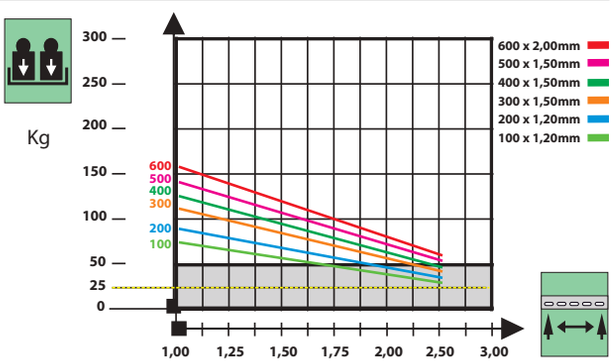

'm' Destekler Arası Mesafe
'm' Span Between Supports

Kilogram Olarak Müsade Edilen Kablo Kanalı Yükü
Cable Tray Load in Kg

Sipariş Kodu (Order Code)	w (mm)	h (mm)	t (mm)	L (mm)	Kg/Adet (Kg/Pcs.)
BHA-KN1-04.12	15	42	1,20	174	0,093

EK ELEMANI
JOINT PIECE

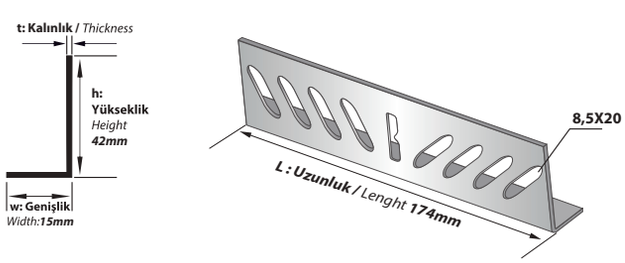

AÇIKLAMALAR / *INSTRUCTIONS :*

NOT: Tüm Ek Elemanları, Metrik 8 cıvata ve somun kullanımına uygundur.
! Belirtilen ağırlıklar kesim ağırlıklarıdır.
! 1 Adet Ek Elemanı Standartta 4 Takım M8 Cıvata Somun İle Kullanıma Uygundur.

NOTE: All The Cable Trays are Convenient for M8 Bolt and Nut Usage.
! The indicated weights are the weights before fabrication.
! One Piece Of straight Connector is Suitable for The Usage of 4 set of M8 Bolt and Nut.

NORMAL TİP 90° DÖNÜŞ ELEMANLARI
NORMAL TYPE 90° BENDS

Sipariş Kodu *(Order Code)*	a, b *(mm)*	h *(mm)*	t *(mm)*	Kg/Adet *(Kg/Pcs.)*
BHA-YD105	55	41	1,20	0,366
BHA-YD107	75	41	1,20	0,404
BHA-YD110	105	41	1,20	0,647
BHA-YD112	125	41	1,20	0,809
BHA-YD115	155	41	1,20	0,917
BHA-YD120	205	41	1,20	1,235
BHA-YD125	255	41	1,20	1,599
BHA-YD130	305	41	1,50	2,514
BHA-YD140	405	41	1,50	3,719
BHA-YD150	505	41	1,50	5,161
BHA-YD160	605	41	1,50	6,838

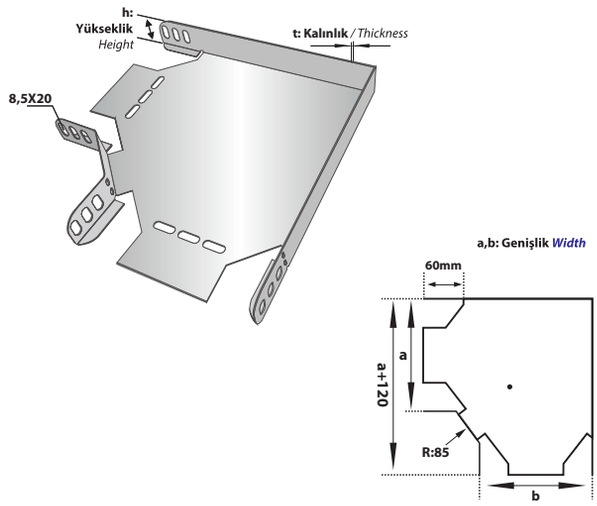

AÇIKLAMALAR / *INSTRUCTIONS :*

NOT: DÖNÜŞ MODÜLLERİNDEKİ ÖZEL UYGULAMALAR İÇİN ÖRNEK SİPARİŞ h:40mm a:100mm b:200mm "90° Yatay Dönüş"

NOTE: *The example order for special applications in bend modules. h:40mm. a:100mm b:200mm Bend 90°.*

NORMAL TİP T DÖNÜŞ ELEMANLARI
NORMAL TYPE TEE-BRANCHES

Sipariş Kodu *(Order Code)*	a, b, c *(mm)*	h *(mm)*	t *(mm)*	Kg/Adet *(Kg/Pcs.)*
BHA-TD205	55	41	1,20	0,486
BHA-TD207	75	41	1,20	0,530
BHA-TD210	105	41	1,20	0,835
BHA-TD212	125	41	1,20	0,972
BHA-TD215	155	41	1,20	1,141
BHA-TD220	205	41	1,20	1,494
BHA-TD225	255	41	1,20	1,894
BHA-TD230	305	41	1,50	2,928
BHA-TD240	405	41	1,50	4,222
BHA-TD250	505	41	1,50	5,753
BHA-TD260	605	41	1,50	7,519

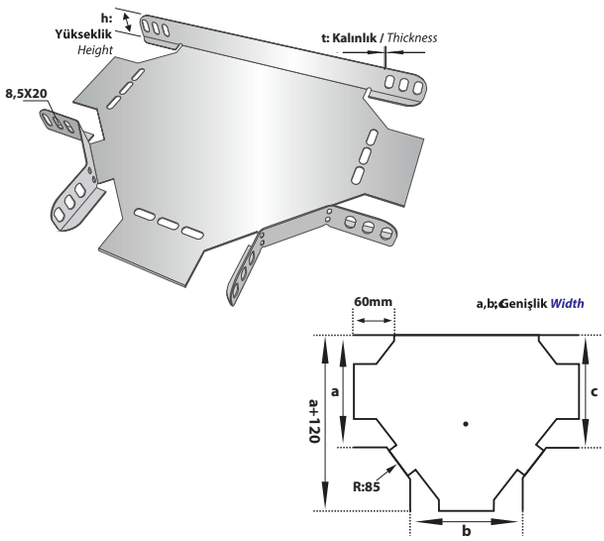

AÇIKLAMALAR / *INSTRUCTIONS :*

NOT: DÖNÜŞ MODÜLLERİNDEKİ ÖZEL UYGULAMALAR İÇİN ÖRNEK SİPARİŞ h:40mm a:300mm b:200mm c:300mm "T" DÖNÜŞ

NOTE: *The example order for special applications in bend modules. h:40mm. a:100mm b:200mm c:300mm "Tee branch".*

NORMAL TİP DÖRTLÜ BAĞLANTILAR
NORMAL TYPE CROSSINGS

Sipariş Kodu *(Order Code)*	a, b, c, d *(mm)*	h *(mm)*	t *(mm)*	Kg/Adet *(Kg/Pcs.)*
BHA-DD305	55	41	1,20	0,647
BHA-DD307	75	41	1,20	0,697
BHA-DD310	105	41	1,20	1,077
BHA-DD312	125	41	1,20	1,214
BHA-DD315	155	41	1,20	1,419
BHA-DD320	205	41	1,20	1,775
BHA-DD325	255	41	1,20	2,244
BHA-DD330	305	41	1,50	3,409
BHA-DD340	405	41	1,50	4,793
BHA-DD350	505	41	1,50	6,414
BHA-DD360	605	41	1,50	8,269

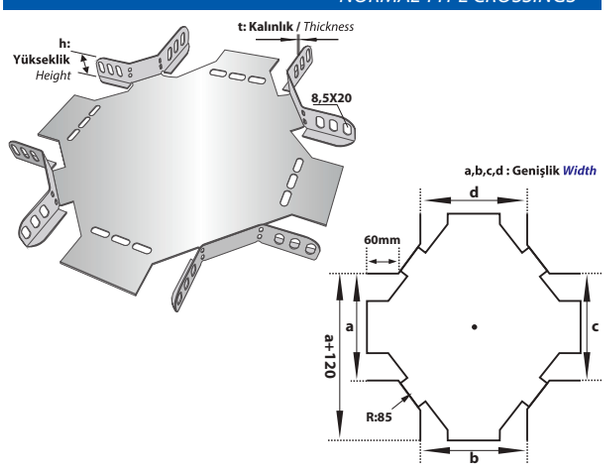

AÇIKLAMALAR / *INSTRUCTIONS :*

NOT: DÖNÜŞ MODÜLLERİNDEKİ ÖZEL UYGULAMALAR İÇİN ÖRNEK SİPARİŞ h:40mm a:300mm b:200mm c:300mm d:200mm "Dörtlü" DÖNÜŞ

NOTE: *The example order for special applications in bend modules. h:40mm. a:100mm b:200mm c:300mm d:200mm "crossing "*

AÇIKLAMALAR / *INSTRUCTIONS :* **Ekstra** / *Extra*

Tüm dönüş uygulamaları, Metrik 8 cıvata ve somun kullanımına uygundur. Belirtilen ağırlıklar kesim ağırlıklarıdır.

All the bend implementation are convenient for M8 bolt and Nut usage. The indicated weights are the weights before fabrication.

Sipariş Kodu *(Order Code)*	a, b *(mm)*	h *(mm)*	t *(mm)*	Kg/Adet *(Kg/Pcs.)*
BHA-YD105/300	55	41	1,50	1,010
BHA-YD107/300	75	41	1,50	1,113
BHA-YD110/300	105	41	1,50	1,340
BHA-YD112/300	125	41	1,50	1,504
BHA-YD115/300	155	41	1,50	1,859
BHA-YD120/300	205	41	1,50	2,251
BHA-YD125/300	255	41	1,50	2,912
BHA-YD130/300	305	41	2,00	4,176
BHA-YD140/300	405	41	2,00	5,974
BHA-YD150/300	505	41	2,00	8,086
BHA-YD160/300	605	41	2,00	10,513

AÇIKLAMALAR / *INSTRUCTIONS :*

NOT: DÖNÜŞ MODÜLLERİNDEKİ ÖZEL UYGULAMALAR İÇİN ÖRNEK SİPARİŞ h:40mm a:100mm b:200mm "90° Yatay Dönüş"

NOTE: *The example order for special applications in bend modules. h:40mm. a:100mm b:200mm Bend 90°.*

RADUS 300 — NORMAL TİP 90° DÖNÜŞ ELEMANLARI / *NORMAL TYPE 90° BENDS*

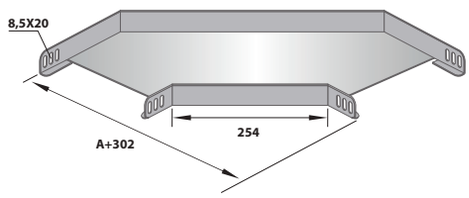

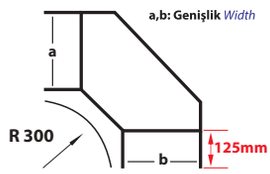

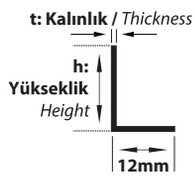

Sipariş Kodu *(Order Code)*	a, b, c *(mm)*	h *(mm)*	t *(mm)*	Kg/Adet *(Kg/Pcs.)*
BHA-TD205/300	55	41	1,50	1,830
BHA-TD207/300	75	41	1,50	2,000
BHA-TD210/300	105	41	1,50	2,270
BHA-TD212/300	125	41	1,50	2,462
BHA-TD215/300	155	41	1,50	2,876
BHA-TD220/300	205	41	1,50	3,326
BHA-TD225/300	255	41	1,50	4,073
BHA-TD230/300	305	41	2,00	5,861
BHA-TD240/300	405	41	2,00	7,748
BHA-TD250/300	505	41	2,00	10,143
BHA-TD260/300	605	41	2,00	12,719

AÇIKLAMALAR / *INSTRUCTIONS :*

NOT: DÖNÜŞ MODÜLLERİNDEKİ ÖZEL UYGULAMALAR İÇİN ÖRNEK SİPARİŞ h:40mm a:300mm b:200mm c:300mm "T" DÖNÜŞ

NOTE: *The example order for special applications in bend modules. h:40mm. a:100mm b:200mm c:300mm "Tee branch".*

RADUS 300 — NORMAL TİP T DÖNÜŞ ELEMANLARI / *NORMAL TYPE TEE-BRANCHES*

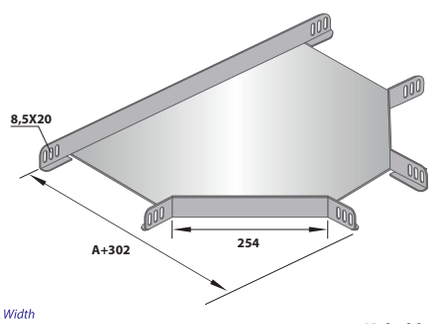

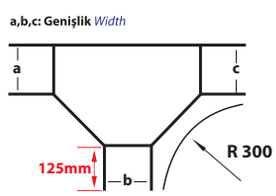

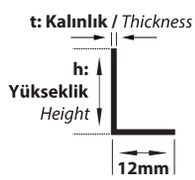

Sipariş Kodu *(Order Code)*	a, b, c, d *(mm)*	h *(mm)*	t *(mm)*	Kg/Adet *(Kg/Pcs.)*
BHA-DD305/300	55	41	1,50	2,540
BHA-DD307/300	75	41	1,50	2,740
BHA-DD310/300	105	41	1,50	3,055
BHA-DD312/300	125	41	1,50	3,276
BHA-DD315/300	155	41	1,50	3,747
BHA-DD320/300	205	41	1,50	4,256
BHA-DD325/300	255	41	1,50	5,090
BHA-DD330/300	305	41	2,00	7,148
BHA-DD340/300	405	41	2,00	9,378
BHA-DD350/300	505	41	2,00	11,921
BHA-DD360/300	605	41	2,00	14,779

AÇIKLAMALAR / *INSTRUCTIONS :*

NOT: DÖNÜŞ MODÜLLERİNDEKİ ÖZEL UYGULAMALAR İÇİN ÖRNEK SİPARİŞ h:40mm a:300mm b:200mm c:300mm d:200mm "Dörtlü" DÖNÜŞ

NOTE: *The example order for special applications in bend modules. h:40mm. a:100mm b:200mm c:300mm d:200mm "crossing "*

RADUS 300 — NORMAL TİP DÖRTLÜ BAĞLANTILAR / *NORMAL TYPE CROSSINGS*

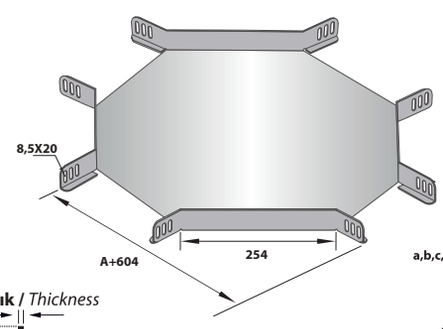

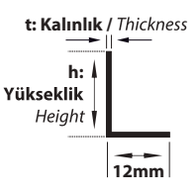

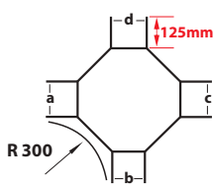

AÇIKLAMALAR / *INSTRUCTIONS :* **Ekstra /** *Extra*

Tüm dönüş uygulamaları, Metrik 8 cıvata ve somun kullanımına uygundur. Belirtilen ağırlıklar kesim ağırlıklarıdır.

All the bend implementation are convenient for M8 bolt and Nut usage. The indicated weights are the weights before fabrication.

Sipariş Kodu *(Order Code)*	a, b *(mm)*	h *(mm)*	t *(mm)*	Kg/Adet *(Kg/Pcs.)*
BHA-YD105/450	55	41	1,50	1,223
BHA-YD107/450	75	41	1,50	1,400
BHA-YD110/450	105	41	1,50	1,684
BHA-YD112/450	125	41	1,50	1,886
BHA-YD115/450	155	41	1,50	2,316
BHA-YD120/450	205	41	1,50	2,784
BHA-YD125/450	255	41	1,50	3,557
BHA-YD130/450	305	41	2,00	5,084
BHA-YD140/450	405	41	2,00	7,134
BHA-YD150/450	505	41	2,00	9,498
BHA-YD160/450	605	41	2,00	12,175

AÇIKLAMALAR / *INSTRUCTIONS :*

NOT: DÖNÜŞ MODÜLLERİNDEKİ ÖZEL UYGULAMALAR İÇİN ÖRNEK SİPARİŞ h:40mm a:100mm b:200mm "90° Yatay Dönüş"

NOTE: *The example order for special applications in bend modules. h:40mm. a:100mm b:200mm Bend 90°.*

RADUS 450 — NORMAL TİP 90° DÖNÜŞ ELEMANLARI / *NORMAL TYPE 90° BENDS*

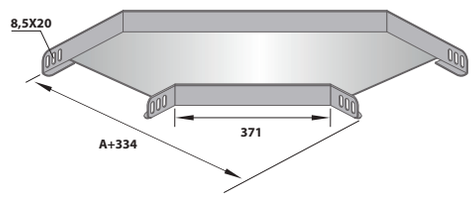

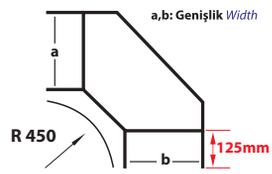

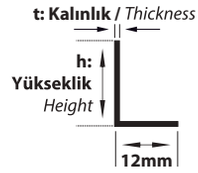

Sipariş Kodu *(Order Code)*	a, b, c *(mm)*	h *(mm)*	t *(mm)*	Kg/Adet *(Kg/Pcs.)*
BHA-TD205/450	55	41	1,50	1,828
BHA-TD207/450	75	41	1,50	2,054
BHA-TD210/450	105	41	1,50	2,409
BHA-TD212/450	125	41	1,50	2,658
BHA-TD215/450	155	41	1,50	3,184
BHA-TD220/450	205	41	1,50	3,748
BHA-TD225/450	255	41	1,50	4,665
BHA-TD230/450	305	41	2,00	6,859
BHA-TD240/450	405	41	2,00	9,250
BHA-TD250/450	505	41	2,00	11,954
BHA-TD260/450	605	41	2,00	14,973

AÇIKLAMALAR / *INSTRUCTIONS :*

NOT: DÖNÜŞ MODÜLLERİNDEKİ ÖZEL UYGULAMALAR İÇİN ÖRNEK SİPARİŞ h:40mm a:300mm b:200mm c:300mm "T" DÖNÜŞ

NOTE: *The example order for special applications in bend modules. h:40mm. a:100mm b:200mm c:300mm "Tee branch".*

RADUS 450 — NORMAL TİP T DÖNÜŞ ELEMANLARI / *NORMAL TYPE TEE-BRANCHES*

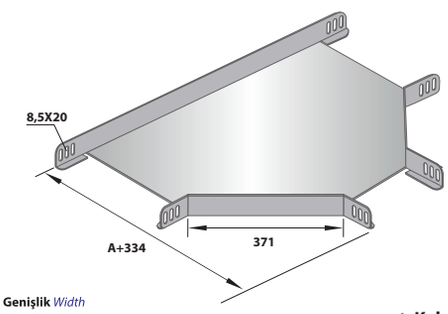

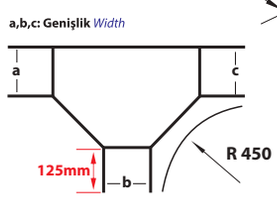

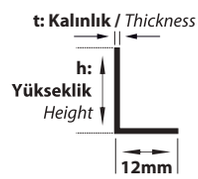

Sipariş Kodu *(Order Code)*	a, b, c, d *(mm)*	h *(mm)*	t *(mm)*	Kg/Adet *(Kg/Pcs.)*
BHA-DD305/450	55	41	1,50	3,874
BHA-DD307/450	75	41	1,50	4,147
BHA-DD310/450	105	41	1,50	4,575
BHA-DD312/450	125	41	1,50	4,871
BHA-DD315/450	155	41	1,50	5,493
BHA-DD320/450	205	41	1,50	6,153
BHA-DD325/450	255	41	1,50	7,212
BHA-DD330/450	305	41	2,00	10,074
BHA-DD340/450	405	41	2,00	12,806
BHA-DD350/450	505	41	2,00	15,852
BHA-DD360/450	605	41	2,00	19,211

RADUS 450 — NORMAL TİP DÖRTLÜ BAĞLANTILAR / *NORMAL TYPE CROSSINGS*

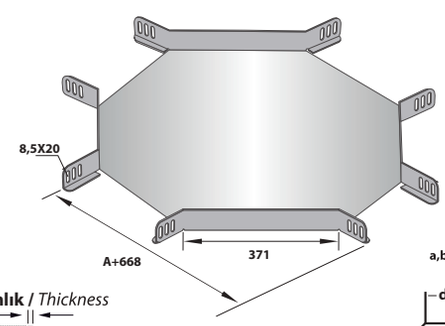

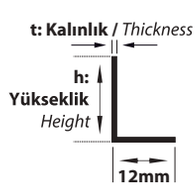

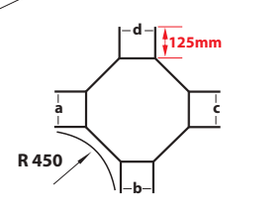

AÇIKLAMALAR / *INSTRUCTIONS :*

NOT: DÖNÜŞ MODÜLLERİNDEKİ ÖZEL UYGULAMALAR İÇİN ÖRNEK SİPARİŞ h:40mm a:300mm b:200mm c:300mm d:200mm "Dörtlü" DÖNÜŞ

NOTE: *The example order for special applications in bend modules. h:40mm. a:100mm b:200mm c:300mm d:200mm "crossing "*

AÇIKLAMALAR / *INSTRUCTIONS :* **Ekstra** / *Extra*

Tüm dönüş uygulamaları, Metrik 8 cıvata ve somun kullanımına uygundur. Belirtilen ağırlıklar kesim ağırlıklarıdır.

All the bend implementation are convenient for M8 bolt and Nut usage. The indicated weights are the weights before fabrication.

Sipariş Kodu *(Order Code)*	a, b *(mm)*	h *(mm)*	t *(mm)*	Kg/Adet *(Kg/Pcs.)*
BHA-YD105/600	55	41	1,50	1,498
BHA-YD107/600	75	41	1,50	1,718
BHA-YD110/600	105	41	1,50	2,066
BHA-YD112/600	125	41	1,50	2,309
BHA-YD115/600	155	41	1,50	2,825
BHA-YD120/600	205	41	1,50	3,378
BHA-YD125/600	255	41	1,50	4,278
BHA-YD130/600	305	41	2,00	6,101
BHA-YD140/600	405	41	2,00	8,434
BHA-YD150/600	505	41	2,00	11,080
BHA-YD160/600	605	41	2,00	14,040

AÇIKLAMALAR / *INSTRUCTIONS :*

NOT: DÖNÜŞ MODÜLLERİNDEKİ ÖZEL UYGULAMALAR İÇİN ÖRNEK SİPARİŞ h:40mm a:100mm b:200mm "90° Yatay Dönüş"

NOTE: *The example order for special applications in bend modules. h:40mm. a:100mm b:200mm Bend 90°.*

RADUS 600 — NORMAL TİP 90° DÖNÜŞ ELEMANLARI
NORMAL TYPE 90° BENDS

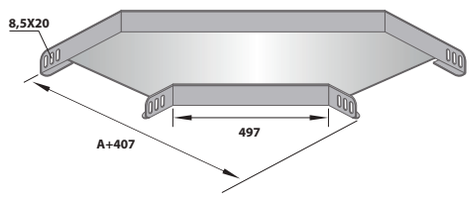

Sipariş Kodu *(Order Code)*	a, b, c *(mm)*	h *(mm)*	t *(mm)*	Kg/Adet *(Kg/Pcs.)*
BHA-TD205/600	55	41	1,50	3,744
BHA-TD207/600	75	41	1,50	4,033
BHA-TD210/600	105	41	1,50	4,484
BHA-TD212/600	125	41	1,50	4,797
BHA-TD215/600	155	41	1,50	5,450
BHA-TD220/600	205	41	1,50	6,141
BHA-TD225/600	255	41	1,50	7,248
BHA-TD230/600	305	41	2,00	10,103
BHA-TD240/600	405	41	2,00	12,756
BHA-TD250/600	505	41	2,00	16,046
BHA-TD260/600	605	41	2,00	19,327

AÇIKLAMALAR / *INSTRUCTIONS :*

NOT: DÖNÜŞ MODÜLLERİNDEKİ ÖZEL UYGULAMALAR İÇİN ÖRNEK SİPARİŞ h:40mm a:300mm b:200mm c:300mm "T" DÖNÜŞ

NOTE: *The example order for special applications in bend modules. h:40mm. a:100mm b:200mm c:300mm "Tee branch".*

RADUS 600 — NORMAL TİP T DÖNÜŞ ELEMANLARI
NORMAL TYPE TEE-BRANCHES

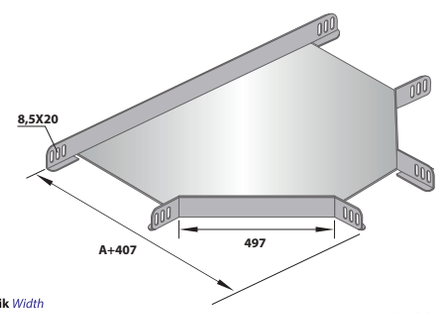

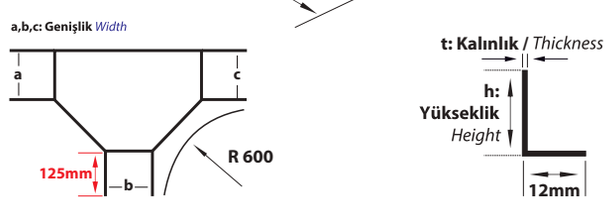

Sipariş Kodu *(Order Code)*	a, b, c, d *(mm)*	h *(mm)*	t *(mm)*	Kg/Adet *(Kg/Pcs.)*
BHA-DD305/600	55	41	1,50	5,718
BHA-DD307/600	75	41	1,50	6,076
BHA-DD310/600	105	41	1,50	6,631
BHA-DD312/600	125	41	1,50	7,012
BHA-DD315/600	155	41	1,50	7,803
BHA-DD320/600	205	41	1,50	8,632
BHA-DD325/600	255	41	1,50	9,946
BHA-DD330/600	305	41	2,00	13,831
BHA-DD340/600	405	41	2,00	17,128
BHA-DD350/600	505	41	2,00	20,739
BHA-DD360/600	605	41	2,00	24,664

RADUS 600 — NORMAL TİP DÖRTLÜ BAĞLANTILAR
NORMAL TYPE CROSSINGS

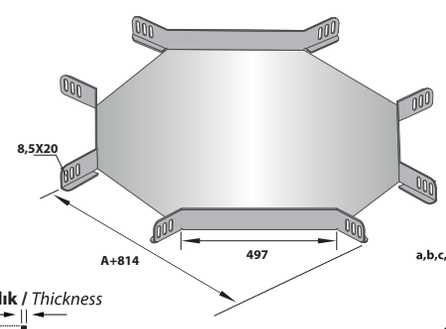

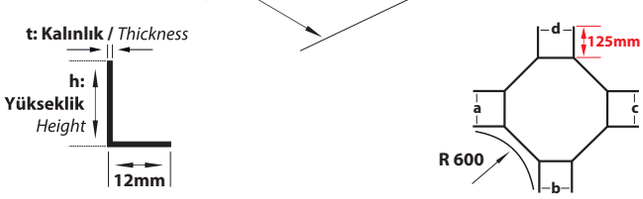

AÇIKLAMALAR / *INSTRUCTIONS :*

NOT: DÖNÜŞ MODÜLLERİNDEKİ ÖZEL UYGULAMALAR İÇİN ÖRNEK SİPARİŞ h:40mm a:300mm b:200mm c:300mm d:200mm "Dörtlü" DÖNÜŞ

NOTE: *The example order for special applications in bend modules. h:40mm. a:100mm b:200mm c:300mm d:200mm "crossing "*

AÇIKLAMALAR / *INSTRUCTIONS :* **Ekstra** / *Extra*

Tüm dönüş uygulamaları, Metrik 8 cıvata ve somun kullanımına uygundur. Belirtilen ağırlıklar kesim ağırlıklarıdır.

All the bend implementation are convenient for M8 bolt and Nut usage. The indicated weights are the weights before fabrication.

NORMAL TİP 135° DÖNÜŞ ELEMANLARI
NORMAL TYPE 135° BENDS

Sipariş Kodu *(Order Code)*	a *(mm)*	b *(mm)*	c *(mm)*	h *(mm)*	t *(mm)*	Kg/Adet *(Kg/Pcs.)*
BHA-YD105/135	55	115	105	41	1,50	1,083
BHA-YD107/135	75	135	115	41	1,50	1,174
BHA-YD110/135	105	165	130	41	1,50	1,335
BHA-YD112/135	125	185	140	41	1,50	1,463
BHA-YD115/135	155	215	155	41	1,50	1,652
BHA-YD120/135	205	265	180	41	1,50	1,851
BHA-YD125/135	255	315	205	41	1,50	2,152
BHA-YD130/135	305	365	230	41	2,00	2,897
BHA-YD140/135	405	465	285	41	2,00	3,653
BHA-YD150/135	505	565	335	41	2,00	4,469
BHA-YD160/135	605	665	385	41	2,00	5,350

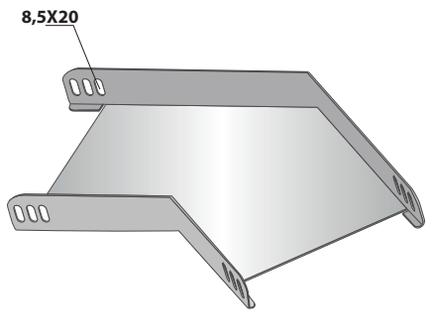

AÇIKLAMALAR / *INSTRUCTIONS :*

NOT: Lütfen siparişlerinizde 135° dönüş tipini ve sipariş kodunu belirtiniz.

! Metrik 8 cıvata ve somun kullanımına uygundur. Belirtilen ağırlıklar kesim ağırlıklarıdır.

NOTE: *Please indicate the 135° Bend type and order code.*

! *M8 bolt and Nut usage. The indicated weights are the weights before fabrication.*

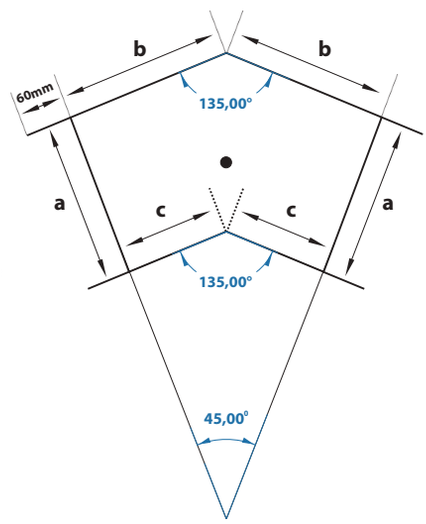

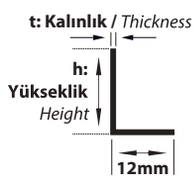

a : Genişlik *Width*
b : Dış Kenar *Periphery*
c : İç Kenar *Inner Edge*

İÇ VE DIŞ BÜKEY ELEMANLARI
VERTICAL INSIDE AND OUTSIDE BENDS

Sipariş Kodu *(Order Code)*	w *(mm)*	h *(mm)*	t *(mm)*	Kg/Adet *(Kg/Pcs.)*
BHA-B505	50	40	1,00	0,779
BHA-B507	70	40	1,00	0,905
BHA-B510	100	40	1,00	1,093
BHA-B512	120	40	1,00	1,219
BHA-B515	150	40	1,20	1,689
BHA-B520	200	40	1,20	2,065
BHA-B525	250	40	1,20	3,052
BHA-B530	300	40	1,50	3,523
BHA-B540	400	40	1,50	4,465
BHA-B550	500	40	1,50	5,407
BHA-B560	600	40	1,50	6,349

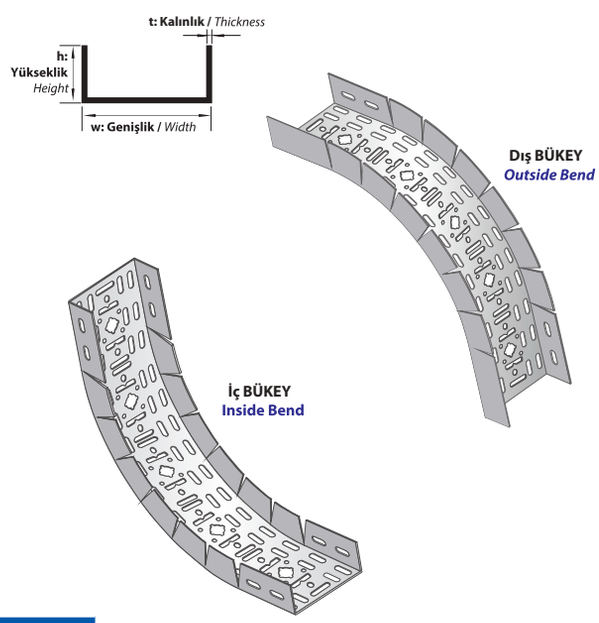

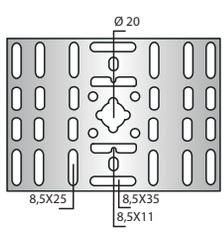

AÇIKLAMALAR / *INSTRUCTIONS :*

NOT: Lütfen siparişlerinizde bükey tipini ve sipariş kodunu belirtiniz.

! Standart uzunluk 800mm. İsteğe bağlı olarak uzunluklar değişebilir.

! Metrik 8 cıvata ve somun kullanımına uygundur. Belirtilen ağırlıklar kesim ağırlıklarıdır.

NOTE: *Please indicate the vertical adjustable inside and outside bends type and order code.*

! *Standart Length is 800mm. On request the Lengths can change.*

! *M8 bolt and Nut usage. The indicated weights are the weights before fabrication.*

Z TİPİ REDÜKSİYONLAR SOLA
SOLA / LEFT
Z TYPE REDUCERS LEFT

Sipariş Kodu *(Order Code)*	w *(mm)*	h *(mm)*	t *(mm)*	Kg/Takım *(Kg/Set)*
BHA-RZ1-50	50	40	1,50	0,173
BHA-RZ1-100	100	40	1,50	0,197
BHA-RZ1-150	150	40	1,50	0,220
BHA-RZ1-200	200	40	1,50	0,244
BHA-RZ1-250	250	40	1,50	0,267
BHA-RZ1-300	300	40	1,50	0,291

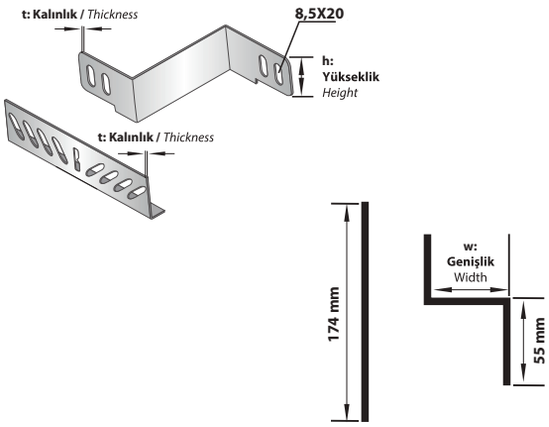

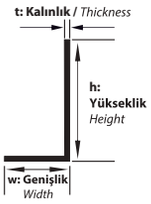

Ölçüler (Değerler) mm'dir.
Dimensions (Values) is mm.

Z TİPİ REDÜKSİYONLAR SAĞA
SAĞA / RIGHT
Z TYPE REDUCERS RIGHT

Sipariş Kodu *(Order Code)*	w *(mm)*	h *(mm)*	t *(mm)*	Kg/Takım *(Kg/Set)*
BHA-RZ1-50	50	40	1,50	0,173
BHA-RZ1-100	100	40	1,50	0,197
BHA-RZ1-150	150	40	1,50	0,220
BHA-RZ1-200	200	40	1,50	0,244
BHA-RZ1-250	250	40	1,50	0,267
BHA-RZ1-300	300	40	1,50	0,291

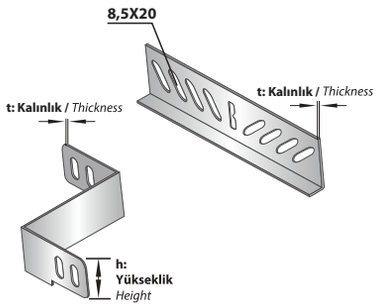

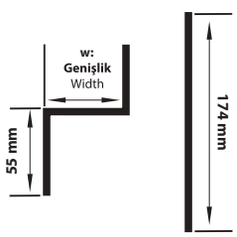

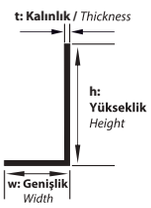

Ölçüler (Değerler) mm'dir.
Dimensions (Values) is mm.

Z TİPİ REDÜKSİYONLAR ORTADAN
ORTADAN / CENTER
Z TYPE REDUCERS CENTER

Sipariş Kodu *(Order Code)*	w *(mm)*	h *(mm)*	t *(mm)*	Kg/Takım *(Kg/Set)*
BHA-RZ2-25	25	40	1,50	0,137
BHA-RZ2-50	50	40	1,50	0,160
BHA-RZ2-100	100	40	1,50	0,207
BHA-RZ2-150	150	40	1,50	0,254
BHA-RZ2-200	200	40	1,50	0,301
BHA-RZ2-250	250	40	1,50	0,349

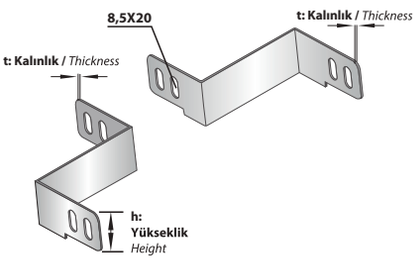

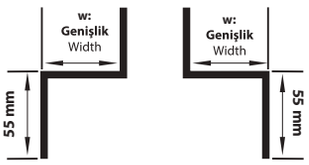

> AÇIKLAMALAR / *INSTRUCTIONS :*

NOT: Lütfen siparişlerinizde redüksiyon tipini ve "w" ölçüsünü belirtiniz.

! Özel ölçüler için lütfen ri eli zımamr tibata geçiniz.

! Metrik 8 cıvata ve somun kullanımına uygundur. Belirtilen ağırlıklar kesim ağırlıklarıdır.

NOTE: *Please assert the reduction type and "w" dimension.*

! *F mr ruo tcatnoc esaelp snoisnemid laiceps*

! *M8 bolt and Nut usage. The indicated weights are the weights before fabrication.*

Sipariş Kodu *(Order Code)*	w *(mm)*	h *(mm)*	t *(mm)*	Kg/Mt *(Kg/Mt)*
BHA-N0550.08	50	50	0,80	0,904
BHA-N0550.10	50	50	1,00	1,130
BHA-N0550.12	50	50	1,20	1,356
BHA-N0550.15	50	50	1,50	1,696
BHA-N0550.20	50	50	2,00	2,034
BHA-N0750.08	70	50	0,80	1,030
BHA-N0750.10	70	50	1,00	1,287
BHA-N0750.12	70	50	1,20	1,545
BHA-N0750.15	70	50	1,50	1,931
BHA-N0750.20	70	50	2,00	2,317
BHA-N1050.08	100	50	0,80	1,218
BHA-N1050.10	100	50	1,00	1,523
BHA-N1050.12	100	50	1,20	1,827
BHA-N1050.15	100	50	1,50	2,284
BHA-N1050.20	100	50	2,00	2,741
BHA-N1250.08	120	50	0,80	1,344
BHA-N1250.10	120	50	1,00	1,680
BHA-N1250.12	120	50	1,20	2,016
BHA-N1250.15	120	50	1,50	2,520
BHA-N1250.20	120	50	2,00	3,024
BHA-N1550.08	150	50	0,80	1,532
BHA-N1550.10	150	50	1,00	1,915
BHA-N1550.12	150	50	1,20	2,298
BHA-N1550.15	150	50	1,50	2,873
BHA-N1550.20	150	50	2,00	3,447
BHA-N2050.08	200	50	0,80	1,846
BHA-N2050.10	200	50	1,00	2,308
BHA-N2050.12	200	50	1,20	2,769
BHA-N2050.15	200	50	1,50	3,462
BHA-N2050.20	200	50	2,00	4,154
BHA-N2550.12	250	50	1,20	3,240
BHA-N2550.15	250	50	1,50	4,051
BHA-N2550.20	250	50	2,00	4,861
BHA-N3050.12	300	50	1,20	3,711
BHA-N3050.15	300	50	1,50	4,639
BHA-N3050.20	300	50	2,00	5,568
BHA-N4050.15	400	50	1,50	5,817
BHA-N4050.20	400	50	2,00	6,980
BHA-N5050.15	500	50	1,50	6,994
BHA-N5050.20	500	50	2,00	8,393
BHA-N6050.15	600	50	1,50	8,172
BHA-N6050.20	600	50	2,00	9,806

NORMAL TİP KABLO KANALLARI
NORMAL TYPE CABLE TRAYS

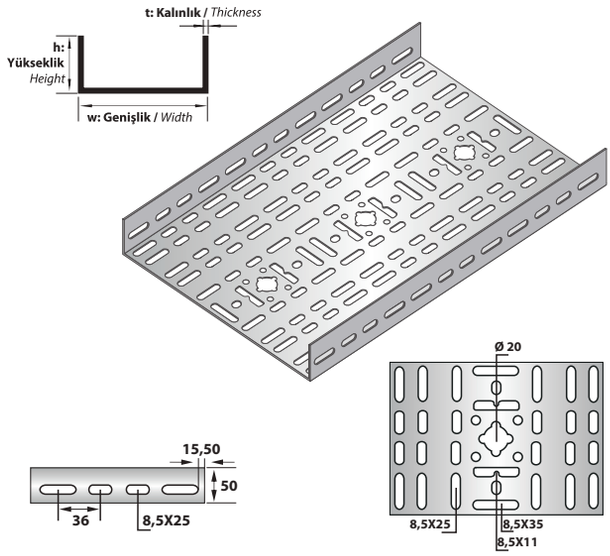

AÇIKLAMALAR / *INSTRUCTIONS :*

NOT: Standart uzunluk 2500mm. İsteğe bağlı olarak uzunluklar değişebilir.
! Delikli tip kablo kanallarında ölçü toleransı ± 3 mm.'dir.
! Belirtilen ağırlıklar kesim ağırlıklarıdır.
! Tüm kablo kanalları, Metrik 8 cıvata ve somun kullanımına uygundur.

NOTE: *Standart Length is 2500mm. On request the Lengths can change.*
! *The dimension tolerance in perforated cable trays is ±3 mm*
! *The indicated weights are the weights before fabrication.*
! *All the cable trays are convenient for M8 bolt and nut usage.*

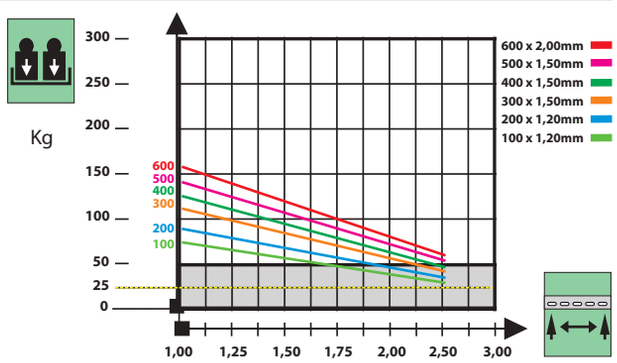

'm' Destekler Arası Mesafe
'm' Span Between Supports

Kilogram Olarak Müsade Edilen Kablo Kanalı Yükü
Cable Tray Load in Kg

Sipariş Kodu *(Order Code)*	w *(mm)*	h *(mm)*	t *(mm)*	L *(mm)*	Kg/Adet *(Kg/Pcs.)*
BHA-KN1-05.12	15	52	1,20	174	0,110

EK ELEMANI
JOINT PIECE

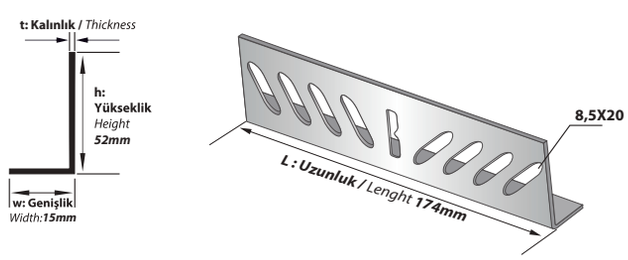

AÇIKLAMALAR / *INSTRUCTIONS :*

NOT: Tüm Ek Elemanları, Metrik 8 cıvata ve somun kullanımına uygundur.
! Belirtilen ağırlıklar kesim ağırlıklarıdır.
! 1 Adet Ek Elemanı Standartta 4 Takım M8 Cıvata Somun İle Kullanıma Uygundur.

NOTE: All The Cable Trays are Convenient for M8 Bolt and Nut Usage.
! The indicated weights are the weights before fabrication.
! One Piece Of straight Connector is Suitable for The Usage of 4 set of M8 Bolt and Nut.

NORMAL TİP 90° DÖNÜŞ ELEMANLARI
NORMAL TYPE 90° BENDS

Sipariş Kodu (Order Code)	a, b (mm)	h (mm)	t (mm)	Kg/Adet (Kg/Pcs.)
BHA-YDH105	55	51	1,20	0,404
BHA-YDH107	75	51	1,20	0,444
BHA-YDH110	105	51	1,20	0,697
BHA-YDH112	125	51	1,20	0,809
BHA-YDH115	155	51	1,20	0,977
BHA-YDH120	205	51	1,20	1,304
BHA-YDH125	255	51	1,20	1,678
BHA-YDH130	305	51	1,50	2,624
BHA-YDH140	405	51	1,50	3,853
BHA-YDH150	505	51	1,50	5,318
BHA-YDH160	605	51	1,50	7,018

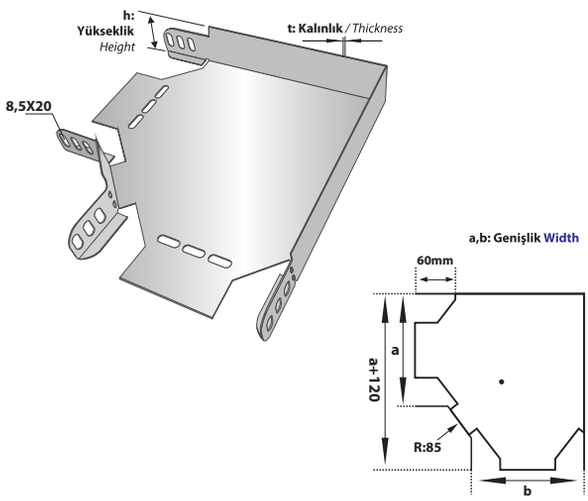

AÇIKLAMALAR / *INSTRUCTIONS :*

NOT: DÖNÜŞ MODÜLLERİNDEKİ ÖZEL UYGULAMALAR İÇİN ÖRNEK SİPARİŞ h:40mm a:100mm b:200mm "90° Yatay Dönüş"

NOTE: *The example order for special applications in bend modules. h:40mm. a:100mm b:200mm Bend 90°.*

NORMAL TİP T DÖNÜŞ ELEMANLARI
NORMAL TYPE TEE-BRANCHES

Sipariş Kodu (Order Code)	a, b, c (mm)	h (mm)	t (mm)	Kg/Adet (Kg/Pcs.)
BHA-TDH205	55	51	1,20	0,530
BHA-TDH207	75	51	1,20	0,576
BHA-TDH210	105	51	1,20	0,867
BHA-TDH212	125	51	1,20	0,991
BHA-TDH215	155	51	1,20	1,177
BHA-TDH220	205	51	1,20	1,535
BHA-TDH225	255	51	1,20	1,939
BHA-TDH230	305	51	1,50	2,990
BHA-TDH240	405	51	1,50	4,298
BHA-TDH250	505	51	1,50	5,839
BHA-TDH260	605	51	1,50	7,618

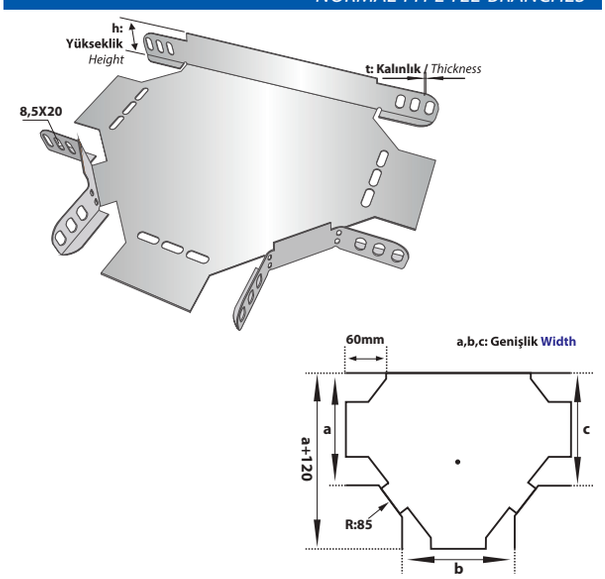

AÇIKLAMALAR / *INSTRUCTIONS :*

NOT: DÖNÜŞ MODÜLLERİNDEKİ ÖZEL UYGULAMALAR İÇİN ÖRNEK SİPARİŞ h:40mm a:300mm b:200mm c:300mm "T" DÖNÜŞ

NOTE: *The example order for special applications in bend modules. h:40mm. a:100mm b:200mm c:300mm "Tee branch".*

NORMAL TİP DÖRTLÜ BAĞLANTILAR
NORMAL TYPE CROSSINGS

Sipariş Kodu (Order Code)	a, b, c, d (mm)	h (mm)	t (mm)	Kg/Adet (Kg/Pcs.)
BHA-DDH305	55	51	1,20	0,697
BHA-DDH307	75	51	1,20	0,749
BHA-DDH310	105	51	1,20	1,077
BHA-DDH312	125	51	1,20	1,214
BHA-DDH315	155	51	1,20	1,419
BHA-DDH320	205	51	1,20	1,775
BHA-DDH325	255	51	1,20	2,244
BHA-DDH330	305	51	1,50	3,409
BHA-DDH340	405	51	1,50	4,793
BHA-DDH350	505	51	1,50	6,414
BHA-DDH360	605	51	1,50	8,269

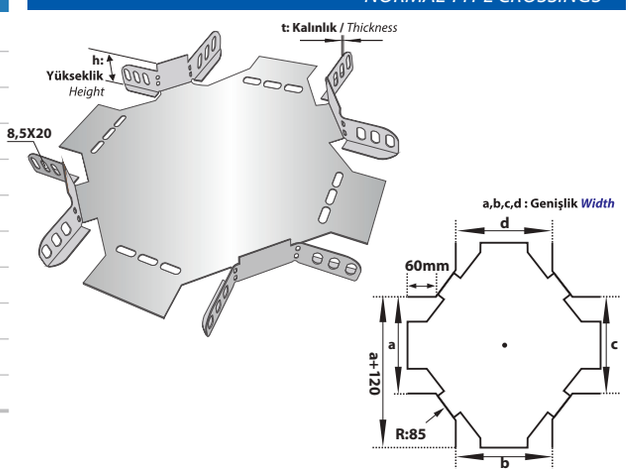

AÇIKLAMALAR / *INSTRUCTIONS :*

NOT: DÖNÜŞ MODÜLLERİNDEKİ ÖZEL UYGULAMALAR İÇİN ÖRNEK SİPARİŞ h:40mm a:300mm b:200mm c:300mm d:200mm "Dörtlü" DÖNÜŞ

NOTE: *The example order for special applications in bend modules. h:40mm. a:100mm b:200mm c:300mm d:200mm "crossing "*

AÇIKLAMALAR / *INSTRUCTIONS :* **Ekstra** / *Extra*

Tüm dönüş uygulamaları, Metrik 8 cıvata ve somun kullanımına uygundur. Belirtilen ağırlıklar kesim ağırlıklarıdır.

All the bend implementation are convenient for M8 bolt and Nut usage. The indicated weights are the weights before fabrication.

NORMAL TİP 90° DÖNÜŞ ELEMANLARI
RADUS 300
NORMAL TYPE 90° BENDS

Sipariş Kodu *(Order Code)*	a, b *(mm)*	h *(mm)*	t *(mm)*	Kg/Adet *(Kg/Pcs.)*
BHA-YDH105/300	55	51	1,50	1,101
BHA-YDH107/300	75	51	1,50	1,246
BHA-YDH110/300	105	51	1,50	1,480
BHA-YDH112/300	125	51	1,50	1,648
BHA-YDH115/300	155	51	1,50	2,013
BHA-YDH120/300	205	51	1,50	2,415
BHA-YDH125/300	255	51	1,50	3,088
BHA-YDH130/300	305	51	2,00	4,363
BHA-YDH140/300	405	51	2,00	6,185
BHA-YDH150/300	505	51	2,00	8,321
BHA-YDH160/300	605	51	2,00	10,771

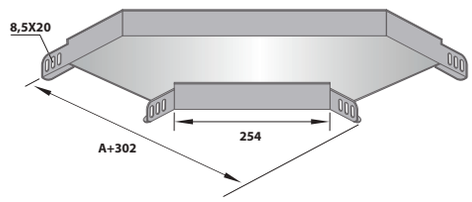

AÇIKLAMALAR / *INSTRUCTIONS :*

NOT: DÖNÜŞ MODÜLLERİNDEKİ ÖZEL UYGULAMALAR İÇİN ÖRNEK SİPARİŞ h:40mm a:100mm b:200mm "90° Yatay Dönüş"

NOTE: *The example order for special applications in bend modules. h:40mm. a:100mm b:200mm Bend 90°.*

NORMAL TİP T DÖNÜŞ ELEMANLARI
RADUS 300
NORMAL TYPE TEE-BRANCHES

Sipariş Kodu *(Order Code)*	a, b, c *(mm)*	h *(mm)*	t *(mm)*	Kg/Adet *(Kg/Pcs.)*
BHA-TDH205/300	55	51	1,50	2,023
BHA-TDH207/300	75	51	1,50	2,195
BHA-TDH210/300	105	51	1,50	2,470
BHA-TDH212/300	125	51	1,50	2,664
BHA-TDH215/300	155	51	1,50	3,082
BHA-TDH220/300	205	51	1,50	3,538
BHA-TDH225/300	255	51	1,50	4,292
BHA-TDH230/300	305	51	2,00	5,958
BHA-TDH240/300	405	51	2,00	7,983
BHA-TDH250/300	505	51	2,00	10,322
BHA-TDH260/300	605	51	2,00	12,976

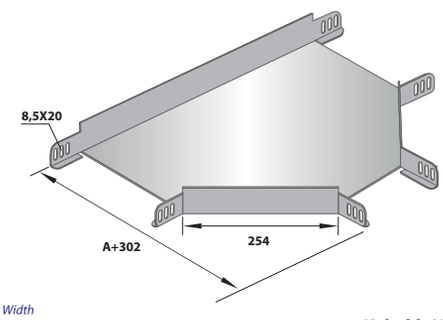

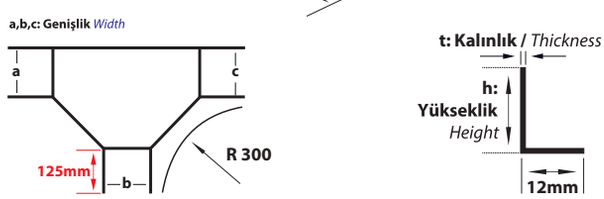

AÇIKLAMALAR / *INSTRUCTIONS :*

NOT: DÖNÜŞ MODÜLLERİNDEKİ ÖZEL UYGULAMALAR İÇİN ÖRNEK SİPARİŞ h:40mm a:300mm b:200mm c:300mm "T" DÖNÜŞ

NOTE: *The example order for special applications in bend modules. h:40mm. a:100mm b:200mm c:300mm "Tee branch".*

NORMAL TİP DÖRTLÜ BAĞLANTILAR
RADUS 300
NORMAL TYPE CROSSINGS

Sipariş Kodu *(Order Code)*	a, b, c, d *(mm)*	h *(mm)*	t *(mm)*	Kg/Adet *(Kg/Pcs.)*
BHA-DDH305/300	55	51	1,50	2,781
BHA-DDH307/300	75	51	1,50	2,979
BHA-DDH310/300	105	51	1,50	3,295
BHA-DDH312/300	125	51	1,50	3,516
BHA-DDH315/300	155	51	1,50	3,987
BHA-DDH320/300	205	51	1,50	4,496
BHA-DDH325/300	255	51	1,50	5,330
BHA-DDH330/300	305	51	2,00	7,388
BHA-DDH340/300	405	51	2,00	9,618
BHA-DDH350/300	505	51	2,00	12,161
BHA-DDH360/300	605	51	2,00	15,019

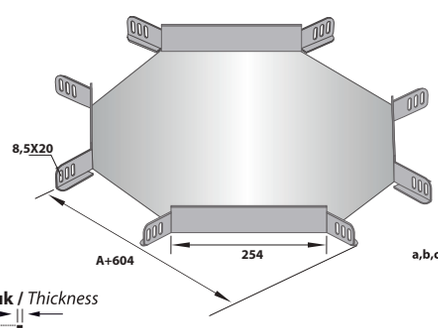

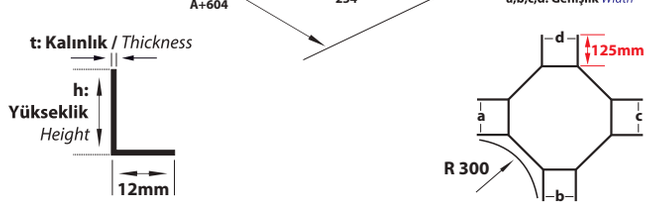

AÇIKLAMALAR / *INSTRUCTIONS :*

NOT: DÖNÜŞ MODÜLLERİNDEKİ ÖZEL UYGULAMALAR İÇİN ÖRNEK SİPARİŞ h:40mm a:300mm b:200mm c:300mm d:200mm "Dörtlü" DÖNÜŞ

NOTE: *The example order for special applications in bend modules. h:40mm. a:100mm b:200mm c:300mm d:200mm "crossing "*

AÇIKLAMALAR / *INSTRUCTIONS :* **Ekstra** / *Extra*

Tüm dönüş uygulamaları, Metrik 8 cıvata ve somun kullanımına uygundur. Belirtilen ağırlıklar kesim ağırlıklarıdır.

All the bend implementation are convenient for M8 bolt and Nut usage. The indicated weights are the weights before fabrication.

Sipariş Kodu *(Order Code)*	a, b *(mm)*	h *(mm)*	t *(mm)*	Kg/Adet *(Kg/Pcs.)*
BHA-YDH105/450	55	51	1,50	1,379
BHA-YDH107/450	75	51	1,50	1,561
BHA-YDH110/450	105	51	1,50	1,852
BHA-YDH112/450	125	51	1,50	2,058
BHA-YDH115/450	155	51	1,50	2,498
BHA-YDH120/450	205	51	1,50	2,975
BHA-YDH125/450	255	51	1,50	3,762
BHA-YDH130/450	305	51	2,00	5,299
BHA-YDH140/450	405	51	2,00	7,392
BHA-YDH150/450	505	51	2,00	9,759
BHA-YDH160/450	605	51	2,00	12,460

AÇIKLAMALAR / *INSTRUCTIONS :*

NOT: DÖNÜŞ MODÜLLERİNDEKİ ÖZEL UYGULAMALAR İÇİN ÖRNEK SİPARİŞ h:40mm a:100mm b:200mm "90° Yatay Dönüş"

NOTE: *The example order for special applications in bend modules. h:40mm. a:100mm b:200mm Bend 90°.*

RADUS 450 — NORMAL TİP 90° DÖNÜŞ ELEMANLARI / *NORMAL TYPE 90° BENDS*

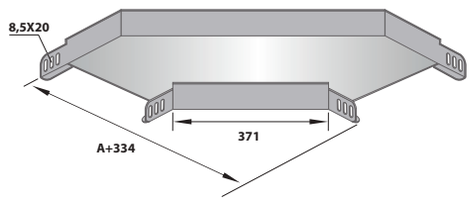

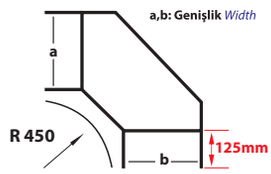

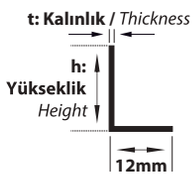

Sipariş Kodu *(Order Code)*	a, b, c *(mm)*	h *(mm)*	t *(mm)*	Kg/Adet *(Kg/Pcs.)*
BHA-TDH205/450	55	51	1,50	1,924
BHA-TDH207/450	75	51	1,50	2,151
BHA-TDH210/450	105	51	1,50	2,511
BHA-TDH212/450	125	51	1,50	2,762
BHA-TDH215/450	155	51	1,50	3,293
BHA-TDH220/450	205	51	1,50	3,861
BHA-TDH225/450	255	51	1,50	4,785
BHA-TDH230/450	305	51	2,00	6,984
BHA-TDH240/450	405	51	2,00	9,386
BHA-TDH250/450	505	51	2,00	12,103
BHA-TDH260/450	605	51	2,00	15,133

AÇIKLAMALAR / *INSTRUCTIONS :*

NOT: DÖNÜŞ MODÜLLERİNDEKİ ÖZEL UYGULAMALAR İÇİN ÖRNEK SİPARİŞ h:40mm a:300mm b:200mm c:300mm "T" DÖNÜŞ

NOTE: *The example order for special applications in bend modules. h:40mm. a:100mm b:200mm c:300mm "Tee branch".*

RADUS 450 — NORMAL TİP T DÖNÜŞ ELEMANLARI / *NORMAL TYPE TEE-BRANCHES*

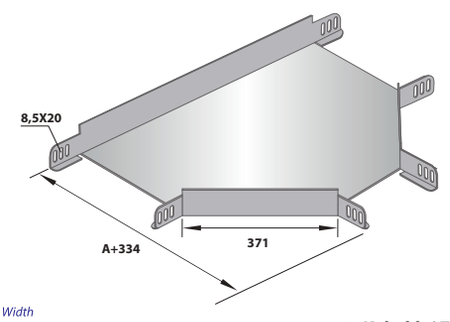

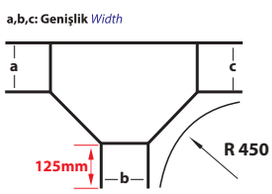

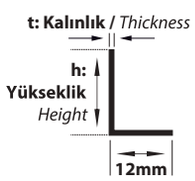

Sipariş Kodu *(Order Code)*	a, b, c, d *(mm)*	h *(mm)*	t *(mm)*	Kg/Adet *(Kg/Pcs.)*
BHA-DDH305/450	55	51	1,50	4,162
BHA-DDH307/450	75	51	1,50	4,435
BHA-DDH310/450	105	51	1,50	4,862
BHA-DDH312/450	125	51	1,50	5,159
BHA-DDH315/450	155	51	1,50	5,781
BHA-DDH320/450	205	51	1,50	6,440
BHA-DDH325/450	255	51	1,50	7,500
BHA-DDH330/450	305	51	2,00	10,362
BHA-DDH340/450	405	51	2,00	13,094
BHA-DDH350/450	505	51	2,00	16,139
BHA-DDH360/450	605	51	2,00	19,499

AÇIKLAMALAR / *INSTRUCTIONS :*

NOT: DÖNÜŞ MODÜLLERİNDEKİ ÖZEL UYGULAMALAR İÇİN ÖRNEK SİPARİŞ h:40mm a:300mm b:200mm c:300mm d:200mm "Dörtlü" DÖNÜŞ

NOTE: *The example order for special applications in bend modules. h:40mm. a:100mm b:200mm c:300mm d:200mm "crossing "*

RADUS 450 — NORMAL TİP DÖRTLÜ BAĞLANTILAR / *NORMAL TYPE CROSSINGS*

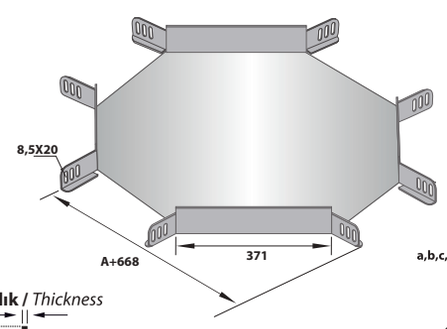

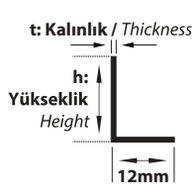

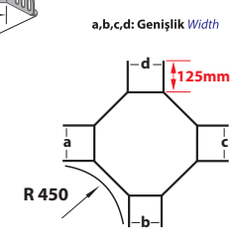

AÇIKLAMALAR / *INSTRUCTIONS :* **Ekstra** / *Extra*

Tüm dönüş uygulamaları, Metrik 8 cıvata ve somun kullanımına uygundur. Belirtilen ağırlıklar kesim ağırlıklarıdır.

All the bend implementation are convenient for M8 bolt and Nut usage. The indicated weights are the weights before fabrication.

Sipariş Kodu *(Order Code)*	a, b *(mm)*	h *(mm)*	t *(mm)*	Kg/Adet *(Kg/Pcs.)*
BHA-YDH105/600	55	51	1,50	1,684
BHA-YDH107/600	75	51	1,50	1,908
BHA-YDH110/600	105	51	1,50	2,263
BHA-YDH112/600	125	51	1,50	2,511
BHA-YDH115/600	155	51	1,50	3,036
BHA-YDH120/600	205	51	1,50	3,598
BHA-YDH125/600	255	51	1,50	4,513
BHA-YDH130/600	305	51	2,00	6,345
BHA-YDH140/600	405	51	2,00	8,701
BHA-YDH150/600	505	51	2,00	11,371
BHA-YDH160/600	605	51	2,00	14,355

AÇIKLAMALAR / *INSTRUCTIONS :*

NOT: DÖNÜŞ MODÜLLERİNDEKİ ÖZEL UYGULAMALAR İÇİN ÖRNEK SİPARİŞ h:40mm a:100mm b:200mm "90° Yatay Dönüş"

NOTE: *The example order for special applications in bend modules. h:40mm. a:100mm b:200mm Bend 90°.*

RADUS 600 — NORMAL TİP 90° DÖNÜŞ ELEMANLARI
NORMAL TYPE 90° BENDS

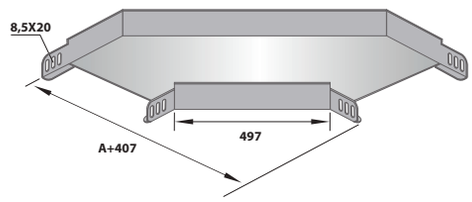

Sipariş Kodu *(Order Code)*	a, b, c *(mm)*	h *(mm)*	t *(mm)*	Kg/Adet *(Kg/Pcs.)*
BHA-TDH205/600	55	51	1,50	4,034
BHA-TDH207/600	75	51	1,50	4,326
BHA-TDH210/600	105	51	1,50	4,780
BHA-TDH212/600	125	51	1,50	5,095
BHA-TDH215/600	155	51	1,50	5,753
BHA-TDH220/600	205	51	1,50	6,449
BHA-TDH225/600	255	51	1,50	7,563
BHA-TDH230/600	305	51	2,00	10,422
BHA-TDH240/600	405	51	2,00	13,059
BHA-TDH250/600	505	51	2,00	16,389
BHA-TDH260/600	605	51	2,00	19,654

AÇIKLAMALAR / *INSTRUCTIONS :*

NOT: DÖNÜŞ MODÜLLERİNDEKİ ÖZEL UYGULAMALAR İÇİN ÖRNEK SİPARİŞ h:40mm a:300mm b:200mm c:300mm "T" DÖNÜŞ

NOTE: *The example order for special applications in bend modules. h:40mm. a:100mm b:200mm c:300mm "Tee branch".*

RADUS 600 — NORMAL TİP T DÖNÜŞ ELEMANLARI
NORMAL TYPE TEE-BRANCHES

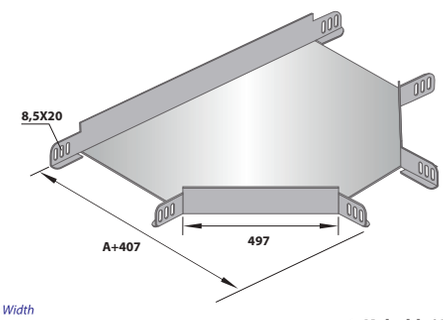

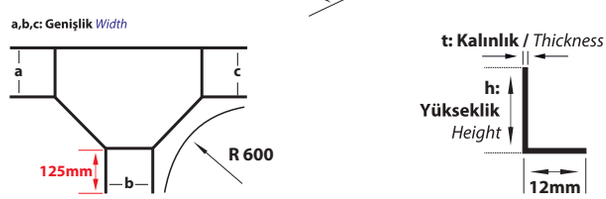

Sipariş Kodu *(Order Code)*	a, b, c, d *(mm)*	h *(mm)*	t *(mm)*	Kg/Adet *(Kg/Pcs.)*
BHA-DDH305/600	55	51	1,50	6,065
BHA-DDH307/600	75	51	1,50	6,423
BHA-DDH310/600	105	51	1,50	6,978
BHA-DDH312/600	125	51	1,50	7,359
BHA-DDH315/600	155	51	1,50	8,151
BHA-DDH320/600	205	51	1,50	8,980
BHA-DDH325/600	255	51	1,50	10,294
BHA-DDH330/600	305	51	2,00	14,178
BHA-DDH340/600	405	51	2,00	17,475
BHA-DDH350/600	505	51	2,00	21,086
BHA-DDH360/600	605	51	2,00	25,011

AÇIKLAMALAR / *INSTRUCTIONS :*

NOT: DÖNÜŞ MODÜLLERİNDEKİ ÖZEL UYGULAMALAR İÇİN ÖRNEK SİPARİŞ h:40mm a:300mm b:200mm c:300mm d:200mm "Dörtlü" DÖNÜŞ

NOTE: *The example order for special applications in bend modules. h:40mm. a:100mm b:200mm c:300mm d:200mm "crossing "*

RADUS 600 — NORMAL TİP DÖRTLÜ BAĞLANTILAR
NORMAL TYPE CROSSINGS

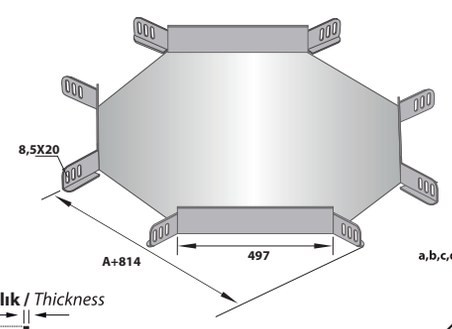

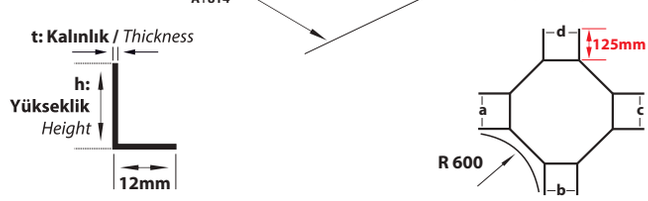

AÇIKLAMALAR / *INSTRUCTIONS :* **Ekstra** / *Extra*

Tüm dönüş uygulamaları, Metrik 8 cıvata ve somun kullanımına uygundur. Belirtilen ağırlıklar kesim ağırlıklarıdır.

All the bend implementation are convenient for M8 bolt and Nut usage. The indicated weights are the weights before fabrication.

NORMAL TİP 135° DÖNÜŞ ELEMANI
NORMAL TYPE 135° BENDS

Sipariş Kodu (Order Code)	a (mm)	b (mm)	c (mm)	h (mm)	t (mm)	Kg/Adet (Kg/Pcs.)
BHA-YDH105/135	55	115	105	51	1,50	1,205
BHA-YDH107/135	75	135	115	51	1,50	1,299
BHA-YDH110/135	105	165	130	51	1,50	1,462
BHA-YDH112/135	125	185	140	51	1,50	1,592
BHA-YDH115/135	155	215	155	51	1,50	1,786
BHA-YDH120/135	205	265	180	51	1,50	1,988
BHA-YDH125/135	255	315	205	51	1,50	2,294
BHA-YDH130/135	305	365	230	51	2,00	3,044
BHA-YDH140/135	405	465	285	51	2,00	3,810
BHA-YDH150/135	505	565	335	51	2,00	4,636
BHA-YDH160/135	605	665	385	51	2,00	5,527

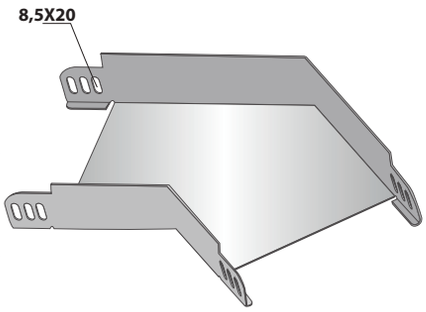

AÇIKLAMALAR / *INSTRUCTIONS :*

NOT: Lütfen siparişlerinizde 135° dönüş tipini ve sipariş kodunu belirtiniz.

! Metrik 8 cıvata ve somun kullanımına uygundur. Belirtilen ağırlıklar kesim ağırlıklarıdır.

NOTE: *Please indicate the 135° Bend type and order code.*

! *M8 bolt and Nut usage. The indicated weights are the weights before fabrication.*

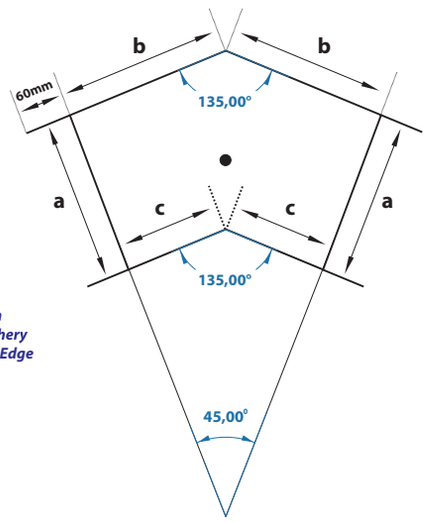

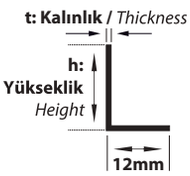

a : Genişlik *Width*
b : Dış Kenar *Periphery*
c : İç Kenar *Inner Edge*

İÇ VE DIŞ BÜKEY ELEMANLAR
VERTICAL INSIDE AND OUTSIDE BENDS

Sipariş Kodu (Order Code)	w (mm)	h (mm)	t (mm)	Kg/Adet (Kg/Pcs.)
BHA-BH505	50	50	1,00	0,904
BHA-BH507	70	50	1,00	1,030
BHA-BH510	100	50	1,00	1,218
BHA-BH512	120	50	1,00	1,344
BHA-BH515	150	50	1,20	1,839
BHA-BH520	200	50	1,20	2,216
BHA-BH525	250	50	1,20	3,240
BHA-BH530	300	50	1,50	3,711
BHA-BH540	400	50	1,50	4,654
BHA-BH550	500	50	1,50	5,596
BHA-BH560	600	50	1,50	6,538

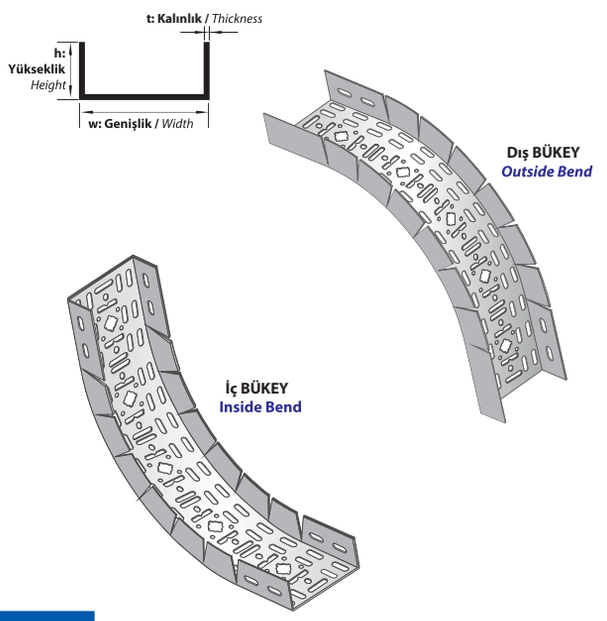

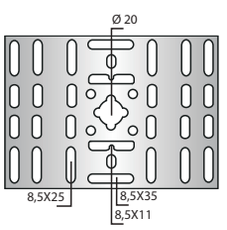

AÇIKLAMALAR / *INSTRUCTIONS :*

NOT: Lütfen siparişlerinizde bükey tipini ve sipariş kodunu belirtiniz.

! Standart uzunluk 800mm. İsteğe bağlı olarak uzunluklar değişebilir.

! Metrik 8 cıvata ve somun kullanımına uygundur. Belirtilen ağırlıklar kesim ağırlıklarıdır.

NOTE: *Please indicate the vertical adjustable inside and outside bends type and order code.*

! *Standart Length is 800mm. On request the Lengths can change.*

! *M8 bolt and Nut usage. The indicated weights are the weights before fabrication.*

Sipariş Kodu *(Order Code)*	w *(mm)*	h *(mm)*	t *(mm)*	Kg/Takım *(Kg/Set)*
BHA-RZH1-50	50	50	1,50	0,210
BHA-RZH1-100	100	50	1,50	0,240
BHA-RZH1-150	150	50	1,50	0,269
BHA-RZH1-200	200	50	1,50	0,298
BHA-RZH1-250	250	50	1,50	0,328
BHA-RZH1-300	300	50	1,50	0,357

Z TİPİ REDÜKSİYONLAR SOLA
SOLA / LEFT
Z TYPE REDUCERS LEFT

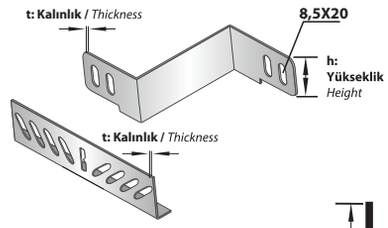

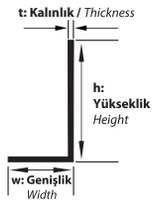

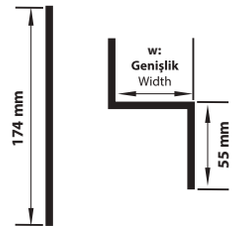

Ölçüler (Değerler) mm'dir.
Dimensions (Values) is mm.

Sipariş Kodu *(Order Code)*	w *(mm)*	h *(mm)*	t *(mm)*	Kg/Takım *(Kg/Set)*
BHA-RZH1-50	50	50	1,50	0,210
BHA-RZH1-100	100	50	1,50	0,240
BHA-RZH1-150	150	50	1,50	0,269
BHA-RZH1-200	200	50	1,50	0,298
BHA-RZH1-250	250	50	1,50	0,328
BHA-RZH1-300	300	50	1,50	0,357

Z TİPİ REDÜKSİYONLAR SAĞA
SAĞA / RIGHT
Z TYPE REDUCERS RIGHT

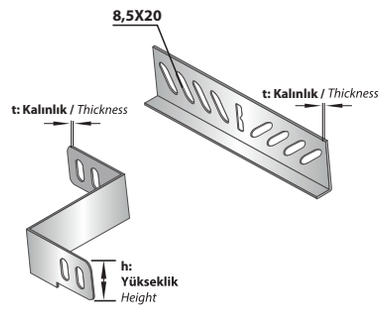

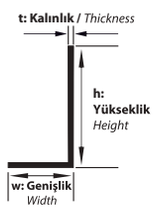

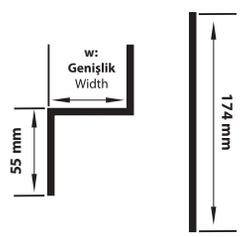

Ölçüler (Değerler) mm'dir.
Dimensions (Values) is mm.

Sipariş Kodu *(Order Code)*	w *(mm)*	h *(mm)*	t *(mm)*	Kg/Takım *(Kg/Set)*
BHA-RZH2-25	25	50	1,50	0,171
BHA-RZH2-50	50	50	1,50	0,200
BHA-RZH2-100	100	50	1,50	0,259
BHA-RZH2-150	150	50	1,50	0,318
BHA-RZH2-200	200	50	1,50	0,377
BHA-RZH2-250	250	50	1,50	0,436

Z TİPİ REDÜKSİYONLAR ORTADAN
ORTADAN / CENTER
Z TYPE REDUCERS CENTER

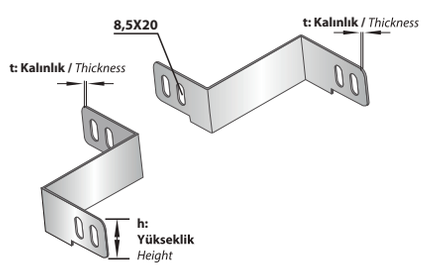

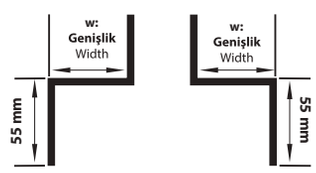

> AÇIKLAMALAR / *INSTRUCTIONS :*

NOT: **Lütfen siparişlerinizde redüksiyon tipini ve "w" ölçüsünü belirtiniz.**

! **Özel ölçüler için lütfen ri eli zımamr⊠tibata geçiniz.**

! **Metrik 8 cıvata ve somun kullanımına uygundur. Belirtilen ağırlıklar kesim ağırlıklarıdır.**

NOTE: ***Please assert the reduction type and "w" dimension.***

! ***F mr⊠ ruo tcatnoc esaelp snoisnemid laiceps***

! ***M8 bolt and Nut usage. The indicated weights are the weights before fabrication.***

Sipariş Kodu (Order Code)	w (mm)	h (mm)	t (mm)	Kg/Mt (Kg/Mt)
BHA-N0560.08	50	60	0,80	1,030
BHA-N0560.10	50	60	1,00	1,287
BHA-N0560.12	50	60	1,20	1,545
BHA-N0560.15	50	60	1,50	1,931
BHA-N0560.20	50	60	2,00	2,317
BHA-N0760.08	70	60	0,80	1,156
BHA-N0760.10	70	60	1,00	1,444
BHA-N0760.12	70	60	1,20	1,733
BHA-N0760.15	70	60	1,50	2,167
BHA-N0760.20	70	60	2,00	2,599
BHA-N1060.08	100	60	0,80	1,344
BHA-N1060.10	100	60	1,00	1,680
BHA-N1060.12	100	60	1,20	2,016
BHA-N1060.15	100	60	1,50	2,520
BHA-N1060.20	100	60	2,00	3,024
BHA-N1260.08	120	60	0,80	1,470
BHA-N1260.10	120	60	1,00	1,837
BHA-N1260.12	120	60	1,20	2,204
BHA-N1260.15	120	60	1,50	2,755
BHA-N1260.20	120	60	2,00	3,307
BHA-N1560.08	150	60	0,80	1,658
BHA-N1560.10	150	60	1,00	2,072
BHA-N1560.12	150	60	1,20	2,487
BHA-N1560.15	150	60	1,50	3,109
BHA-N1560.20	150	60	2,00	3,730
BHA-N2060.08	200	60	0,80	1,972
BHA-N2060.10	200	60	1,00	2,465
BHA-N2060.12	200	60	1,20	2,958
BHA-N2060.15	200	60	1,50	3,697
BHA-N2060.20	200	60	2,00	4,437
BHA-N2560.12	250	60	1,20	3,429
BHA-N2560.15	250	60	1,50	4,286
BHA-N2560.20	250	60	2,00	5,144
BHA-N3060.12	300	60	1,20	3,900
BHA-N2560.15	300	60	1,50	4,875
BHA-N2560.20	300	60	2,00	5,850
BHA-N4060.15	400	60	1,50	6,052
BHA-N4060.20	400	60	2,00	7,263
BHA-N5060.15	500	60	1,50	7,230
BHA-N5060.20	500	60	2,00	8,676
BHA-N6060.20	600	60	2,00	8,408
BHA-N6060.20	600	60	2,00	10,089

NORMAL TİP KABLO KANALLARI
NORMAL TYPE CABLE TRAYS

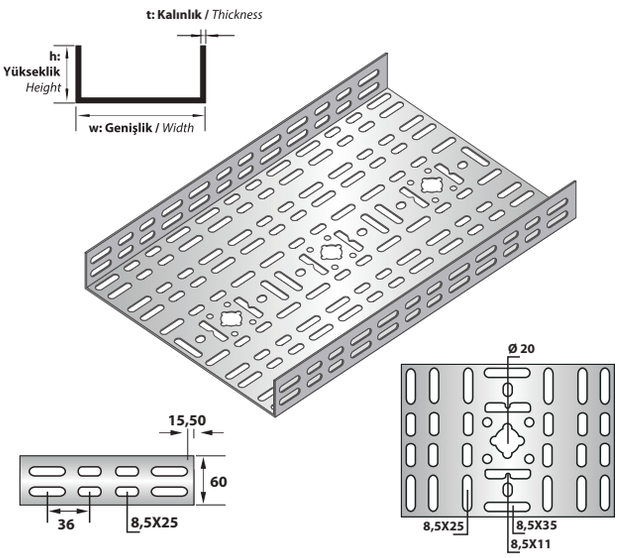

AÇIKLAMALAR / *INSTRUCTIONS :*

NOT: Standart uzunluk 2500mm. İsteğe bağlı olarak uzunluklar değişebilir.
! Delikli tip kablo kanallarında ölçü toleransı ± 3 mm.'dir.
! Belirtilen ağırlıklar kesim ağırlıklarıdır.
! Tüm kablo kanalları, Metrik 8 cıvata ve somun kullanımına uygundur.

NOTE: *Standart Length is 2500mm. On request the Lengths can change.*
! *The dimension tolerance in perforated cable trays is ±3 mm*
! *The indicated weights are the weights before fabrication.*
! *All the cable trays are convenient for M8 bolt and nut usage.*

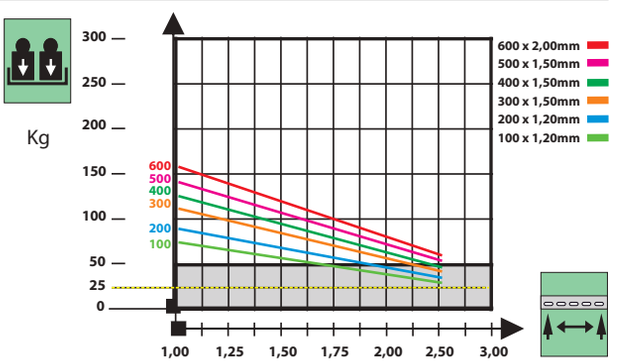

'm' Destekler Arası Mesafe
'm' Span Between Supports

Kilogram Olarak Müsade Edilen Kablo Kanalı Yükü
Cable Tray Load in Kg

Sipariş Kodu (Order Code)	w (mm)	h (mm)	t (mm)	L (mm)	Kg/Adet (Kg/Pcs.)
BHA-KN1-06.12	15	62	1,20	174	0,126

EK ELEMANI
JOINT PIECE

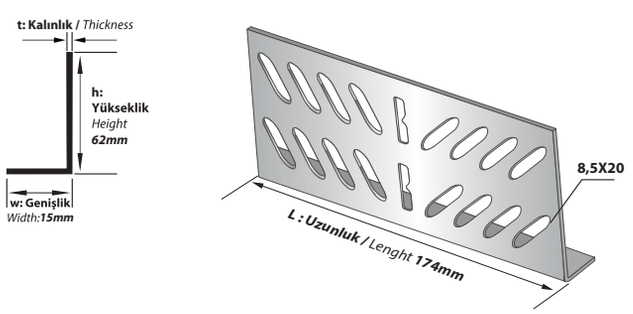

AÇIKLAMALAR / *INSTRUCTIONS :*

NOT: Tüm Ek Elemanları, Metrik 8 cıvata ve somun kullanımına uygundur.
! Belirtilen ağırlıklar kesim ağırlıklarıdır.
! 1 Adet Ek Elemanı Standartta 4 Takım M8 Cıvata Somun İle Kullanıma Uygundur.

NOTE: *All The Cable Trays are Convenient for M8 Bolt and Nut Usage.*
! *The indicated weights are the weights before fabrication.*
! *One Piece Of straight Connector is Suitable for The Usage of 4-8 set of M8 Bolt and Nut.*

NORMAL TİP 90° DÖNÜŞ ELEMANLARI
NORMAL TYPE 90° BENDS

Sipariş Kodu *(Order Code)*	a, b *(mm)*	h *(mm)*	t *(mm)*	Kg/Adet *(Kg/Pcs.)*
BHA-YDEH105	55	61	1,20	0,485
BHA-YDEH107	75	61	1,20	0,622
BHA-YDEH110	105	61	1,20	0,749
BHA-YDEH112	125	61	1,20	0,865
BHA-YDEH115	155	61	1,20	1,039
BHA-YDEH120	205	61	1,20	1,375
BHA-YDEH125	255	61	1,20	1,758
BHA-YDEH130	305	61	1,50	2,736
BHA-YDEH140	405	61	1,50	3,989
BHA-YDEH150	505	61	1,50	5,318
BHA-YDEH160	605	61	1,50	7,201

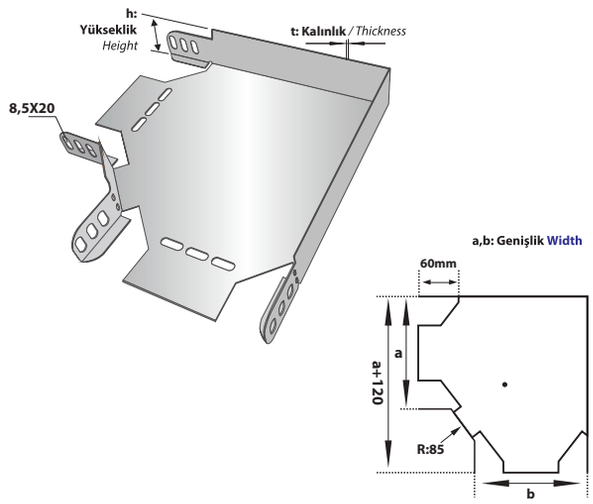

AÇIKLAMALAR / *INSTRUCTIONS :*

NOT: DÖNÜŞ MODÜLLERİNDEKİ ÖZEL UYGULAMALAR İÇİN ÖRNEK SİPARİŞ h:40mm a:100mm b:200mm "90° Yatay Dönüş"

NOTE: *The example order for special applications in bend modules. h:40mm. a:100mm b:200mm Bend 90°.*

NORMAL TİP T DÖNÜŞ ELEMANLARI
NORMAL TYPE TEE-BRANCHES

Sipariş Kodu *(Order Code)*	a, b, c *(mm)*	h *(mm)*	t *(mm)*	Kg/Adet *(Kg/Pcs.)*
BHA-TDEH205	55	61	1,20	0,624
BHA-TDEH207	75	61	1,20	0,780
BHA-TDEH210	105	61	1,20	0,898
BHA-TDEH212	125	61	1,20	1,024
BHA-TDEH215	155	61	1,20	1,214
BHA-TDEH220	205	61	1,20	1,576
BHA-TDEH225	255	61	1,20	1,986
BHA-TDEH230	305	61	1,50	3,054
BHA-TDEH240	405	61	1,50	4,373
BHA-TDEH250	505	61	1,50	5,927
BHA-TDEH260	605	61	1,50	7,717

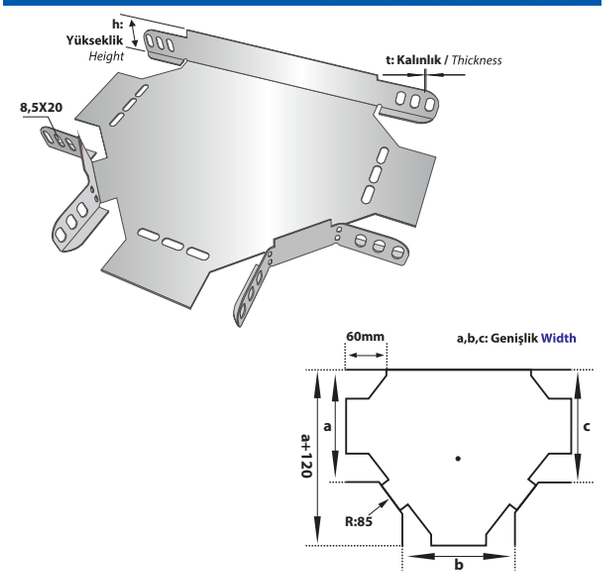

AÇIKLAMALAR / *INSTRUCTIONS :*

NOT: DÖNÜŞ MODÜLLERİNDEKİ ÖZEL UYGULAMALAR İÇİN ÖRNEK SİPARİŞ h:40mm a:300mm b:200mm c:300mm "T" DÖNÜŞ

NOTE: *The example order for special applications in bend modules. h:40mm. a:100mm b:200mm c:300mm "Tee branch".*

NORMAL TİP DÖRTLÜ BAĞLANTILAR
NORMAL TYPE CROSSINGS

Sipariş Kodu *(Order Code)*	a, b, c, d *(mm)*	h *(mm)*	t *(mm)*	Kg/Adet *(Kg/Pcs.)*
BHA-DDEH305	55	61	1,20	0,803
BHA-DDEH307	75	61	1,20	0,977
BHA-DDEH310	105	61	1,20	1,077
BHA-DDEH312	125	61	1,20	1,213
BHA-DDEH315	155	61	1,20	1,419
BHA-DDEH320	205	61	1,20	1,775
BHA-DDEH325	255	61	1,20	2,244
BHA-DDEH330	305	61	1,50	3,409
BHA-DDEH340	405	61	1,50	4,793
BHA-DDEH350	505	61	1,50	6,414
BHA-DDEH360	605	61	1,50	8,269

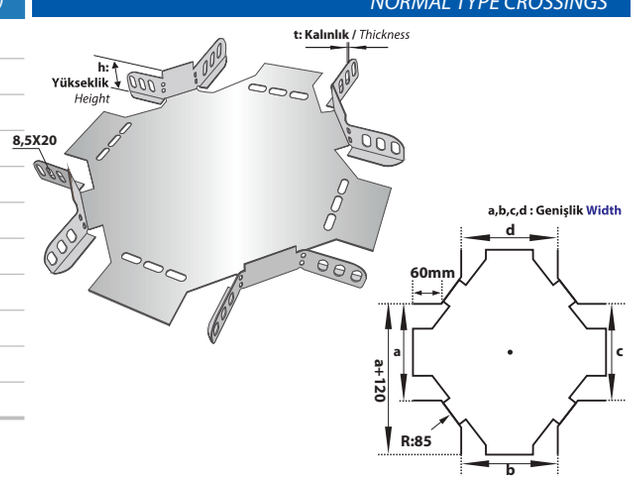

AÇIKLAMALAR / *INSTRUCTIONS :*

NOT: DÖNÜŞ MODÜLLERİNDEKİ ÖZEL UYGULAMALAR İÇİN ÖRNEK SİPARİŞ h:40mm a:300mm b:200mm c:300mm d:200mm "Dörtlü" DÖNÜŞ

NOTE: *The example order for special applications in bend modules. h:40mm. a:100mm b:200mm c:300mm d:200mm "crossing "*

AÇIKLAMALAR / *INSTRUCTIONS :* **Ekstra** / *Extra*

Tüm dönüş uygulamaları, Metrik 8 cıvata ve somun kullanımına uygundur. Belirtilen ağırlıklar kesim ağırlıklarıdır.

All the bend implementation are convenient for M8 bolt and Nut usage. The indicated weights are the weights before fabrication.

Sipariş Kodu *(Order Code)*	a, b *(mm)*	h *(mm)*	t *(mm)*	Kg/Adet *(Kg/Pcs.)*
BHA-YDEH105/300	55	61	1,50	1,218
BHA-YDEH107/300	75	61	1,50	1,379
BHA-YDEH110/300	105	61	1,50	1,620
BHA-YDEH112/300	125	61	1,50	1,792
BHA-YDEH115/300	155	61	1,50	2,167
BHA-YDEH120/300	205	61	1,50	2,579
BHA-YDEH125/300	255	61	1,50	3,264
BHA-YDEH130/300	305	61	2,00	4,550
BHA-YDEH140/300	405	61	2,00	6,396
BHA-YDEH150/300	505	61	2,00	8,556
BHA-YDEH160/300	605	61	2,00	11,029

AÇIKLAMALAR / *INSTRUCTIONS :*

NOT: DÖNÜŞ MODÜLLERİNDEKİ ÖZEL UYGULAMALAR İÇİN ÖRNEK SİPARİŞ h:40mm a:100mm b:200mm "90° Yatay Dönüş"

NOTE: *The example order for special applications in bend modules. h:40mm. a:100mm b:200mm Bend 90°.*

RADUS 300 — NORMAL TİP 90° DÖNÜŞ ELEMANLARI
NORMAL TYPE 90° BENDS

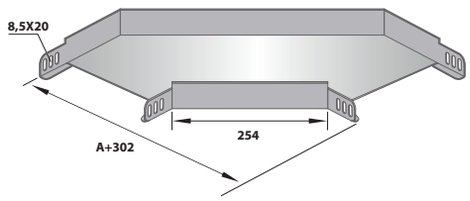

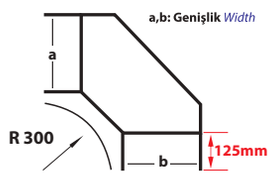

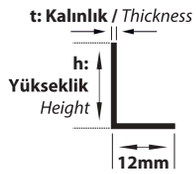

Sipariş Kodu *(Order Code)*	a, b, c *(mm)*	h *(mm)*	t *(mm)*	Kg/Adet *(Kg/Pcs.)*
BHA-TDEH205/300	55	61	1,50	2,203
BHA-TDEH207/300	75	61	1,50	2,390
BHA-TDEH210/300	105	61	1,50	2,670
BHA-TDEH212/300	125	61	1,50	2,866
BHA-TDEH215/300	155	61	1,50	3,288
BHA-TDEH220/300	205	61	1,50	3,750
BHA-TDEH225/300	255	61	1,50	4,511
BHA-TDEH230/300	305	61	2,00	6,055
BHA-TDEH240/300	405	61	2,00	8,218
BHA-TDEH250/300	505	61	2,00	10,501
BHA-TDEH260/300	605	61	2,00	13,233

AÇIKLAMALAR / *INSTRUCTIONS :*

NOT: DÖNÜŞ MODÜLLERİNDEKİ ÖZEL UYGULAMALAR İÇİN ÖRNEK SİPARİŞ h:40mm a:300mm b:200mm c:300mm "T" DÖNÜŞ

NOTE: *The example order for special applications in bend modules. h:40mm. a:100mm b:200mm c:300mm "Tee branch".*

RADUS 300 — NORMAL TİP T DÖNÜŞ ELEMANLARI
NORMAL TYPE TEE-BRANCHES

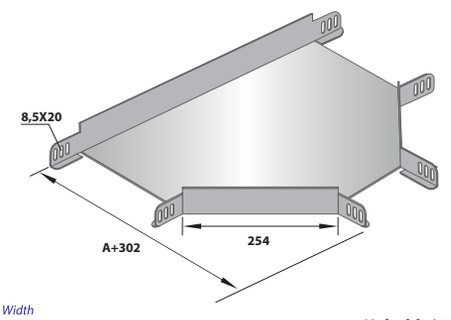

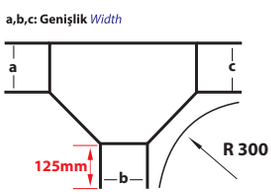

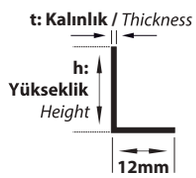

Sipariş Kodu *(Order Code)*	a, b, c, d *(mm)*	h *(mm)*	t *(mm)*	Kg/Adet *(Kg/Pcs.)*
BHA-DDEH305/300	55	61	1,50	2,997
BHA-DDEH307/300	75	61	1,50	3,207
BHA-DDEH310/300	105	61	1,50	3,522
BHA-DDEH312/300	125	61	1,50	3,743
BHA-DDEH315/300	155	61	1,50	4,214
BHA-DDEH320/300	205	61	1,50	4,723
BHA-DDEH325/300	255	61	1,50	5,557
BHA-DDEH330/300	305	61	2,00	7,615
BHA-DDEH340/300	405	61	2,00	9,845
BHA-DDEH350/300	505	61	2,00	12,388
BHA-DDEH360/300	605	61	2,00	15,246

RADUS 300 — NORMAL TİP DÖRTLÜ BAĞLANTILAR
NORMAL TYPE CROSSINGS

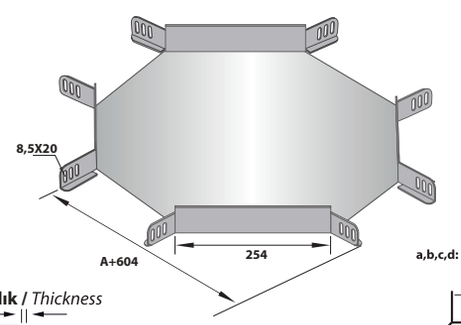

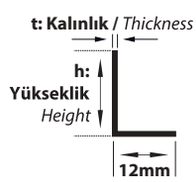

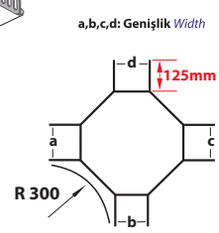

AÇIKLAMALAR / *INSTRUCTIONS :*

NOT: DÖNÜŞ MODÜLLERİNDEKİ ÖZEL UYGULAMALAR İÇİN ÖRNEK SİPARİŞ h:40mm a:300mm b:200mm c:300mm d:200mm "Dörtlü" DÖNÜŞ

NOTE: *The example order for special applications in bend modules. h:40mm. a:100mm b:200mm c:300mm d:200mm "crossing "*

AÇIKLAMALAR / *INSTRUCTIONS :* **Ekstra** / *Extra*

Tüm dönüş uygulamaları, Metrik 8 cıvata ve somun kullanımına uygundur. Belirtilen ağırlıklar kesim ağırlıklarıdır.

All the bend implementation are convenient for M8 bolt and Nut usage. The indicated weights are the weights before fabrication.

Sipariş Kodu *(Order Code)*	a, b *(mm)*	h *(mm)*	t *(mm)*	Kg/Adet *(Kg/Pcs.)*
BHA-YDEH105/450	55	61	1,50	1,522
BHA-YDEH107/450	75	61	1,50	1,721
BHA-YDEH110/450	105	61	1,50	2,019
BHA-YDEH112/450	125	61	1,50	2,230
BHA-YDEH115/450	155	61	1,50	2,679
BHA-YDEH120/450	205	61	1,50	3,166
BHA-YDEH125/450	255	61	1,50	3,967
BHA-YDEH130/450	305	61	2,00	5,513
BHA-YDEH140/450	405	61	2,00	7,610
BHA-YDEH150/450	505	61	2,00	10,021
BHA-YDEH160/450	605	61	2,00	12,746

AÇIKLAMALAR / *INSTRUCTIONS :*

NOT: DÖNÜŞ MODÜLLERİNDEKİ ÖZEL UYGULAMALAR İÇİN ÖRNEK SİPARİŞ h:40mm a:100mm b:200mm "90° Yatay Dönüş"

NOTE: *The example order for special applications in bend modules. h:40mm. a:100mm b:200mm Bend 90°.*

RADUS 450

NORMAL TİP 90° DÖNÜŞ ELEMANLARI
NORMAL TYPE 90° BENDS

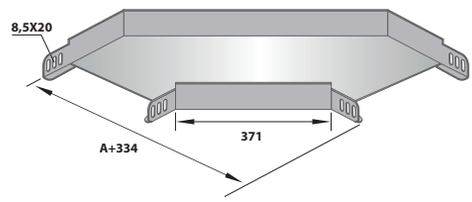

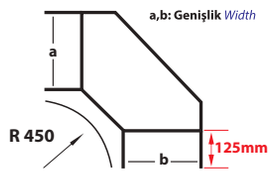

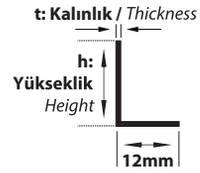

Sipariş Kodu *(Order Code)*	a, b, c *(mm)*	h *(mm)*	t *(mm)*	Kg/Adet *(Kg/Pcs.)*
BHA-TDEH205/450	55	61	1,50	2,007
BHA-TDEH207/450	75	61	1,50	2,249
BHA-TDEH210/450	105	61	1,50	2,612
BHA-TDEH212/450	125	61	1,50	2,866
BHA-TDEH215/450	155	61	1,50	3,401
BHA-TDEH220/450	205	61	1,50	3,974
BHA-TDEH225/450	255	61	1,50	4,905
BHA-TDEH230/450	305	61	2,00	7,109
BHA-TDEH240/450	405	61	2,00	9,523
BHA-TDEH250/450	505	61	2,00	12,251
BHA-TDEH260/450	605	61	2,00	15,293

AÇIKLAMALAR / *INSTRUCTIONS :*

NOT: DÖNÜŞ MODÜLLERİNDEKİ ÖZEL UYGULAMALAR İÇİN ÖRNEK SİPARİŞ h:40mm a:300mm b:200mm c:300mm "T" DÖNÜŞ

NOTE: *The example order for special applications in bend modules. h:40mm. a:100mm b:200mm c:300mm "Tee branch".*

RADUS 450

NORMAL TİP T DÖNÜŞ ELEMANLARI
NORMAL TYPE TEE-BRANCHES

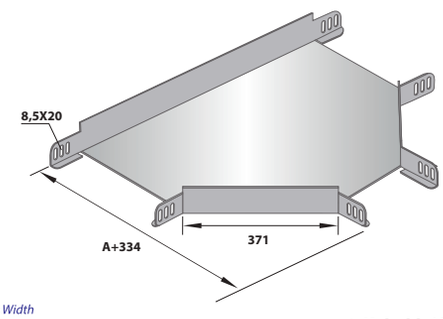

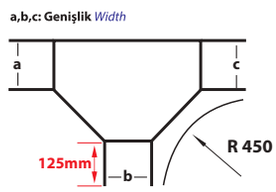

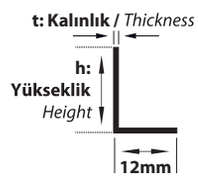

Sipariş Kodu *(Order Code)*	a, b, c, d *(mm)*	h *(mm)*	t *(mm)*	Kg/Adet *(Kg/Pcs.)*
BHA-DDEH305/450	55	61	1,50	4,438
BHA-DDEH307/450	75	61	1,50	4,723
BHA-DDEH310/450	105	61	1,50	5,150
BHA-DDEH312/450	125	61	1,50	5,447
BHA-DDEH315/450	155	61	1,50	6,069
BHA-DDEH320/450	205	61	1,50	6,728
BHA-DDEH325/450	255	61	1,50	7,788
BHA-DDEH330/450	305	61	2,00	10,650
BHA-DDEH340/450	405	61	2,00	13,381
BHA-DDEH350/450	505	61	2,00	16,427
BHA-DDEH360/450	605	61	2,00	19,787

RADUS 450

NORMAL TİP DÖRTLÜ BAĞLANTILAR
NORMAL TYPE CROSSINGS

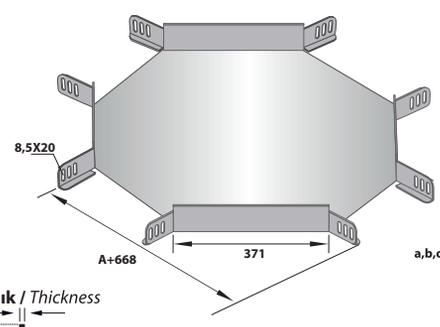

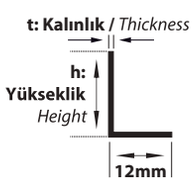

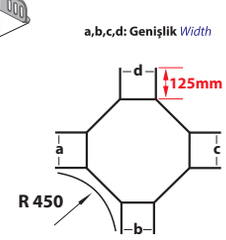

AÇIKLAMALAR / *INSTRUCTIONS :*

NOT: DÖNÜŞ MODÜLLERİNDEKİ ÖZEL UYGULAMALAR İÇİN ÖRNEK SİPARİŞ h:40mm a:300mm b:200mm c:300mm d:200mm "Dörtlü" DÖNÜŞ

NOTE: *The example order for special applications in bend modules. h:40mm. a:100mm b:200mm c:300mm d:200mm "crossing "*

AÇIKLAMALAR / *INSTRUCTIONS :* **Ekstra** / *Extra*

Tüm dönüş uygulamaları, Metrik 8 cıvata ve somun kullanımına uygundur. Belirtilen ağırlıklar kesim ağırlıklarıdır.

All the bend implementation are convenient for M8 bolt and Nut usage. The indicated weights are the weights before fabrication.

Sipariş Kodu *(Order Code)*	a, b *(mm)*	h *(mm)*	t *(mm)*	Kg/Adet *(Kg/Pcs.)*
BHA-YDEH105/600	55	61	1,50	1,856
BHA-YDEH107/600	75	61	1,50	2,098
BHA-YDEH110/600	105	61	1,50	2,460
BHA-YDEH112/600	125	61	1,50	2,713
BHA-YDEH115/600	155	61	1,50	3,247
BHA-YDEH120/600	205	61	1,50	3,819
BHA-YDEH125/600	255	61	1,50	4,747
BHA-YDEH130/600	305	61	2,00	6,590
BHA-YDEH140/600	405	61	2,00	8,969
BHA-YDEH150/600	505	61	2,00	11,662
BHA-YDEH160/600	605	61	2,00	14,670

AÇIKLAMALAR / *INSTRUCTIONS :*

NOT: DÖNÜŞ MODÜLLERİNDEKİ ÖZEL UYGULAMALAR İÇİN ÖRNEK SİPARİŞ h:40mm a:100mm b:200mm "90° Yatay Dönüş"

NOTE: *The example order for special applications in bend modules. h:40mm. a:100mm b:200mm Bend 90°.*

RADUS 600 — NORMAL TİP 90° DÖNÜŞ ELEMANLARI
NORMAL TYPE 90° BENDS

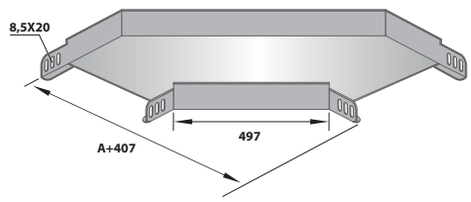

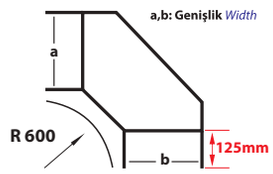

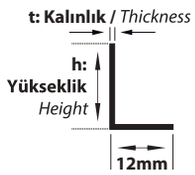

Sipariş Kodu *(Order Code)*	a, b, c *(mm)*	h *(mm)*	t *(mm)*	Kg/Adet *(Kg/Pcs.)*
BHA-TDEH205/600	55	61	1,50	4,313
BHA-TDEH207/600	75	61	1,50	4,618
BHA-TDEH210/600	105	61	1,50	5,076
BHA-TDEH212/600	125	61	1,50	5,397
BHA-TDEH215/600	155	61	1,50	6,056
BHA-TDEH220/600	205	61	1,50	6,757
BHA-TDEH225/600	255	61	1,50	7,878
BHA-TDEH230/600	305	61	2,00	10,742
BHA-TDEH240/600	405	61	2,00	13,362
BHA-TDEH250/600	505	61	2,00	16,732
BHA-TDEH260/600	605	61	2,00	19,981

AÇIKLAMALAR / *INSTRUCTIONS :*

NOT: DÖNÜŞ MODÜLLERİNDEKİ ÖZEL UYGULAMALAR İÇİN ÖRNEK SİPARİŞ h:40mm a:300mm b:200mm c:300mm "T" DÖNÜŞ

NOTE: *The example order for special applications in bend modules. h:40mm. a:100mm b:200mm c:300mm "Tee branch".*

RADUS 600 — NORMAL TİP T DÖNÜŞ ELEMANLARI
NORMAL TYPE TEE-BRANCHES

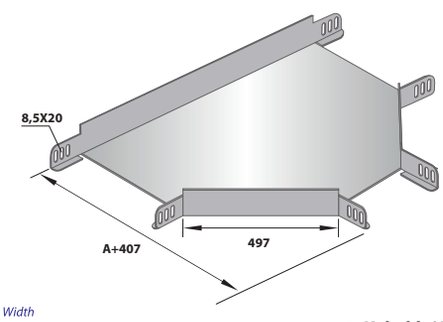

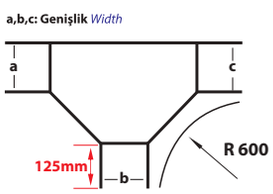

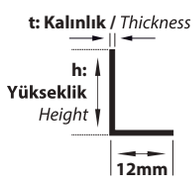

Sipariş Kodu *(Order Code)*	a, b, c, d *(mm)*	h *(mm)*	t *(mm)*	Kg/Adet *(Kg/Pcs.)*
BHA-DDEH305/600	55	61	1,50	6,400
BHA-DDEH307/600	75	61	1,50	6,770
BHA-DDEH310/600	105	61	1,50	7,325
BHA-DDEH312/600	125	61	1,50	7,706
BHA-DDEH315/600	155	61	1,50	8,498
BHA-DDEH320/600	205	61	1,50	9,327
BHA-DDEH325/600	255	61	1,50	10,641
BHA-DDEH330/600	305	61	2,00	15,525
BHA-DDEH340/600	405	61	2,00	17,822
BHA-DDEH350/600	505	61	2,00	21,433
BHA-DDEH360/600	605	61	2,00	25,358

RADUS 600 — NORMAL TİP DÖRTLÜ BAĞLANTILAR
NORMAL TYPE CROSSINGS

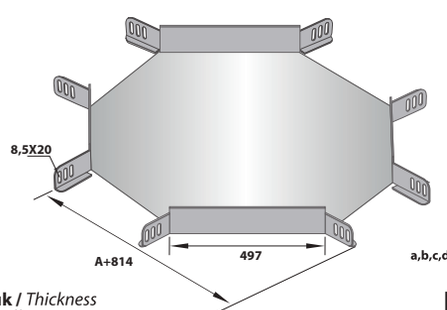

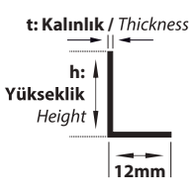

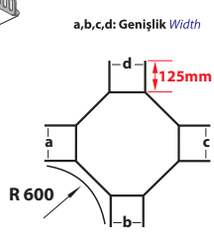

AÇIKLAMALAR / *INSTRUCTIONS :*

NOT: DÖNÜŞ MODÜLLERİNDEKİ ÖZEL UYGULAMALAR İÇİN ÖRNEK SİPARİŞ h:40mm a:300mm b:200mm c:300mm d:200mm "Dörtlü" DÖNÜŞ

NOTE: *The example order for special applications in bend modules. h:40mm. a:100mm b:200mm c:300mm d:200mm "crossing "*

AÇIKLAMALAR / *INSTRUCTIONS :* **Ekstra** / *Extra*

Tüm dönüş uygulamaları, Metrik 8 cıvata ve somun kullanımına uygundur. Belirtilen ağırlıklar kesim ağırlıklarıdır.

All the bend implementation are convenient for M8 bolt and Nut usage. The indicated weights are the weights before fabrication.

NORMAL TİP 135° DÖNÜŞ ELEMANI
NORMAL TYPE 135° BENDS

Sipariş Kodu *(Order Code)*	a *(mm)*	b *(mm)*	c *(mm)*	h *(mm)*	t *(mm)*	Kg/Adet *(Kg/Pcs.)*
BHA-YDEH105/135	55	115	105	61	1,50	1,316
BHA-YDEH107/135	75	135	115	61	1,50	1,425
BHA-YDEH110/135	105	165	130	61	1,50	1,589
BHA-YDEH112/135	125	185	140	61	1,50	1,722
BHA-YDEH115/135	155	215	155	61	1,50	1,921
BHA-YDEH120/135	205	265	180	61	1,50	2,125
BHA-YDEH125/135	255	315	205	61	1,50	2,436
BHA-YDEH130/135	305	365	230	61	2,00	3,191
BHA-YDEH140/135	405	465	285	61	2,00	3,967
BHA-YDEH150/135	505	565	335	61	2,00	4,802
BHA-YDEH160/135	605	665	385	61	2,00	4,469

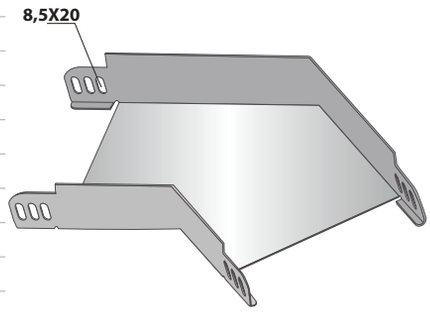

AÇIKLAMALAR / *INSTRUCTIONS :*

NOT: Lütfen siparişlerinizde 135° dönüş tipini ve sipariş kodunu belirtiniz.

! Metrik 8 cıvata ve somun kullanımına uygundur. Belirtilen ağırlıklar kesim ağırlıklarıdır.

NOTE: Please indicate the 135° Bend type and order code.

! *M8 bolt and Nut usage. The indicated weights are the weights before fabrication.*

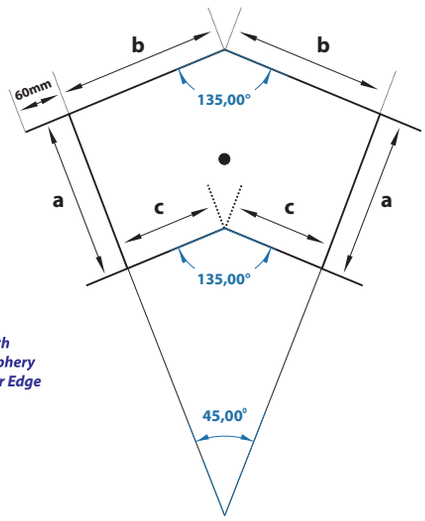

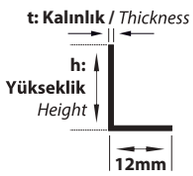

a : Genişlik *Width*
b : Dış Kenar *Periphery*
c : İç Kenar *Inner Edge*

İÇ VE DIŞ BÜKEY ELEMANLAR
VERTICAL INSIDE AND OUTSIDE BENDS

Sipariş Kodu *(Order Code)*	w *(mm)*	h *(mm)*	t *(mm)*	Kg/Adet *(Kg/Pcs.)*
BHA-BEH505	50	60	1,00	1,030
BHA-BEH507	70	60	1,00	1,156
BHA-BEH510	100	60	1,00	1,344
BHA-BEH512	120	60	1,00	1,470
BHA-BEH515	150	60	1,20	1,990
BHA-BEH520	200	60	1,20	2,366
BHA-BEH525	250	60	1,20	3,429
BHA-BEH530	300	60	1,50	3,900
BHA-BEH540	400	60	1,50	4,842
BHA-BEH550	500	60	1,50	5,784
BHA-BEH560	600	60	1,50	6,726

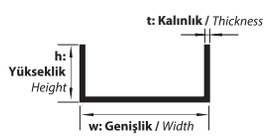

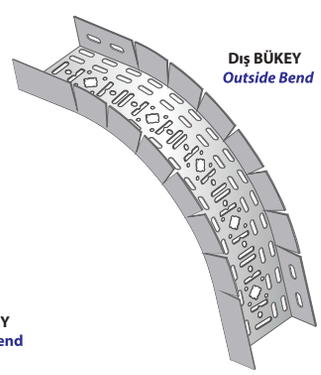

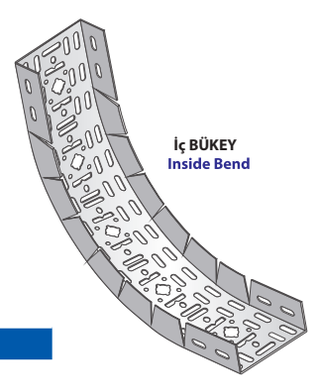

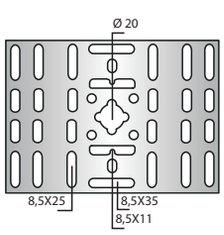

AÇIKLAMALAR / *INSTRUCTIONS :*

NOT: Lütfen siparişlerinizde bükey tipini ve sipariş kodunu belirtiniz.

! Standart uzunluk 800mm. İsteğe bağlı olarak uzunluklar değişebilir.

! Metrik 8 cıvata ve somun kullanımına uygundur. Belirtilen ağırlıklar kesim ağırlıklarıdır.

NOTE: *Please indicate the vertical adjustable inside and outside bends type and order code.*

! *Standart Length is 800mm. On request the Lengths can change.*

! *M8 bolt and Nut usage. The indicated weights are the weights before fabrication.*

Z TİPİ REDÜKSİYONLAR SOLA
SOLA / LEFT
Z TYPE REDUCERS LEFT

Sipariş Kodu *(Order Code)*	w *(mm)*	h *(mm)*	t *(mm)*	Kg/Takım *(Kg/Set)*
BHA-RZEH1-50	50	60	1,50	0,246
BHA-RZEH1-100	100	60	1,50	0,281
BHA-RZEH1-150	150	60	1,50	0,317
BHA-RZEH1-200	200	60	1,50	0,352
BHA-RZEH1-250	250	60	1,50	0,387
BHA-RZEH1-300	300	60	1,50	0,423

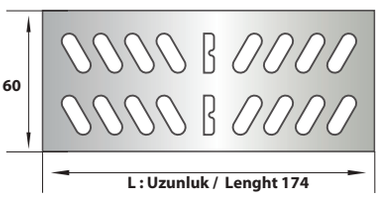

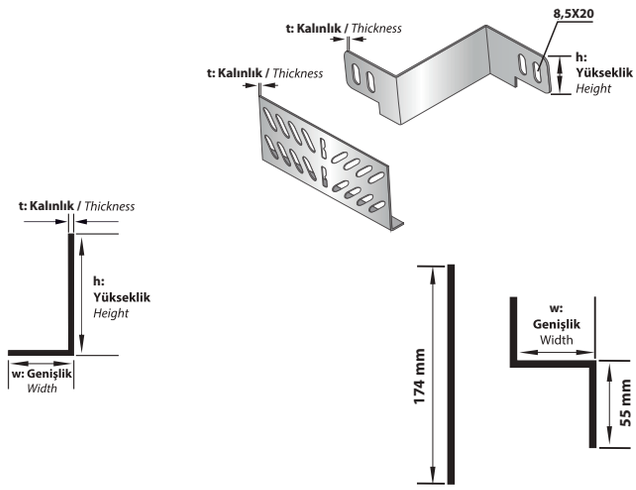

Ölçüler (Değerler) mm'dir.
Dimensions (Values) is mm.

Z TİPİ REDÜKSİYONLAR SAĞA
SAĞA / RIGHT
Z TYPE REDUCERS RIGHT

Sipariş Kodu *(Order Code)*	w *(mm)*	h *(mm)*	t *(mm)*	Kg/Takım *(Kg/Set)*
BHA-RZEH1-50	50	60	1,50	0,246
BHA-RZEH1-100	100	60	1,50	0,281
BHA-RZEH1-150	150	60	1,50	0,317
BHA-RZEH1-200	200	60	1,50	0,352
BHA-RZEH1-250	250	60	1,50	0,387
BHA-RZEH1-300	300	60	1,50	0,423

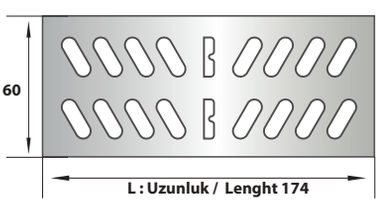

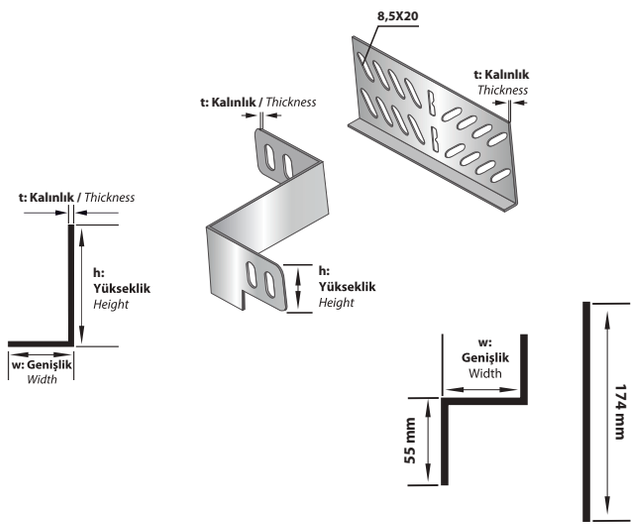

Ölçüler (Değerler) mm'dir.
Dimensions (Values) is mm.

Z TİPİ REDÜKSİYONLAR ORTADAN
ORTADAN / CENTER
Z TYPE REDUCERS CENTER

Sipariş Kodu *(Order Code)*	w *(mm)*	h *(mm)*	t *(mm)*	Kg/Takım *(Kg/Set)*
BHA-RZEH2-25	25	60	1,50	0,205
BHA-RZEH2-50	50	60	1,50	0,240
BHA-RZEH2-100	100	60	1,50	0,311
BHA-RZEH2-150	150	60	1,50	0,382
BHA-RZEH2-200	200	60	1,50	0,452
BHA-RZEH2-250	250	60	1,50	0,523

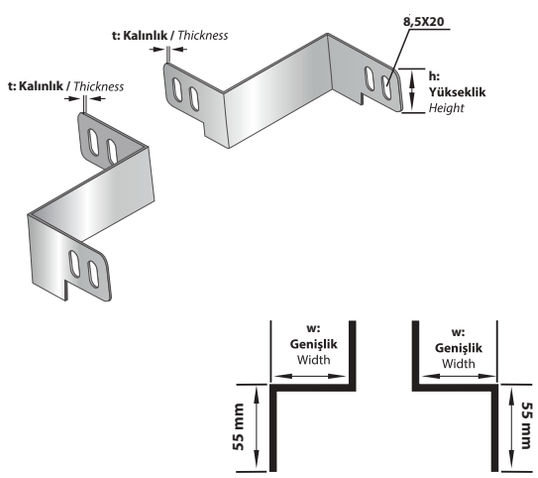

> AÇIKLAMALAR / *INSTRUCTIONS :*

NOT: **Lütfen siparişlerinizde redüksiyon tipini ve "w" ölçüsünü belirtiniz.**

! **Özel ölçüler için lütfen ri eli zımamr⊠tibata geçiniz.**

! **Metrik 8 cıvata ve somun kullanımına uygundur. Belirtilen ağırlıklar kesim ağırlıklarıdır.**

NOTE: ***Please assert the reduction type and "w" dimension.***

! ***F mr⊠ ruo tcatnoc esaelp snoisnemid laiceps***

! ***M8 bolt and Nut usage. The indicated weights are the weights before fabrication.***

Beha

Ağır Hizmet Tipi Kablo Kanalları

Heavy Duty Type Cable Trays

Beha

Ağır Hizmet Tipi Kablo Kanalları
Heavy Duty Type Cable Trays

h:40

34 Ağır Hizmet Tipi Kablo Kanalı ve Ek Elemanı / Heavy Duty Type Cable Trays and Joint Pieces
35 Ağır Hizmet Tipi Dönüş Elemanları Yatay 90° -T Dönüş - Dörtlü Dönüş / Horizontal Bends Bends 90° -Tee Branches - Crossing
36 Ağır Hizmet Tipi Dönüş Elemanları Radüs 300 / Horizontal Bends Radius 300
37 Ağır Hizmet Tipi Dönüş Elemanları Radüs 450 / Horizontal Bends Radius 450
38 Ağır Hizmet Tipi Dönüş Elemanları Radüs 600 / Horizontal Bends Radius 600
39 Ağır Hizmet Tipi Dönüş Elemanları 135° - İç-Dış Bükey / Heavy Duty Type 135°Bends - Vertical Inside and Outside Bends
40 Z Tip Redüksiyon Sol-Sağ-Ortadan / Z Type Reducer Left-Right-Center

h:50

41 Ağır Hizmet Tipi Kablo Kanalı ve Ek Elemanı / Heavy Duty Type Cable Trays and Joint Pieces
42 Ağır Hizmet Tipi Dönüş Elemanları Yatay 90° -T Dönüş - Dörtlü Dönüş / Horizontal Bends Bends 90° -Tee Branches - Crossing
43 Ağır Hizmet Tipi Dönüş Elemanları Radüs 300 / Horizontal Bends Radius 300
44 Ağır Hizmet Tipi Dönüş Elemanları Radüs 450 / Horizontal Bends Radius 450
45 Ağır Hizmet Tipi Dönüş Elemanları Radüs 600 / Horizontal Bends Radius 600
46 Ağır Hizmet Tipi Dönüş Elemanları 135° - İç-Dış Bükey / Heavy Duty Type 135°Bends - Vertical Inside and Outside Bends
47 Z Tip Redüksiyon Sol-Sağ-Ortadan / Z Type Reducer Left-Right-Center

h:60

48 Ağır Hizmet Tipi Kablo Kanalı ve Ek Elemanı / Heavy Duty Type Cable Trays and Joint Pieces
49 Ağır Hizmet Tipi Dönüş Elemanları Yatay 90° -T Dönüş - Dörtlü Dönüş / Horizontal Bends Bends 90° -Tee Branches - Crossing
50 Ağır Hizmet Tipi Dönüş Elemanları Radüs 300 / Horizontal Bends Radius 300
51 Ağır Hizmet Tipi Dönüş Elemanları Radüs 450 / Horizontal Bends Radius 450
52 Ağır Hizmet Tipi Dönüş Elemanları Radüs 600 / Horizontal Bends Radius 600
53 Ağır Hizmet Tipi Dönüş Elemanları 135° - İç-Dış Bükey / Heavy Duty Type 135°Bends - Vertical Inside and Outside Bends
54 Z Tip Redüksiyon Sol-Sağ-Ortadan / Z Type Reducer Left-Right-Center

h:100

55 Ağır Hizmet Tipi Kablo Kanalı ve Ek Elemanı / Heavy Duty Type Cable Trays and Joint Pieces
56 Ağır Hizmet Tipi Dönüş Elemanları Yatay 90° -T Dönüş - Dörtlü Dönüş / Horizontal Bends Bends 90° -Tee Branches - Crossing
57 Ağır Hizmet Tipi Dönüş Elemanları Radüs 300 / Horizontal Bends Radius 300
58 Ağır Hizmet Tipi Dönüş Elemanları Radüs 450 / Horizontal Bends Radius 450
59 Ağır Hizmet Tipi Dönüş Elemanları Radüs 600 / Horizontal Bends Radius 600
60 Ağır Hizmet Tipi Dönüş Elemanları 135° - İç-Dış Bükey / Heavy Duty Type 135°Bends - Vertical Inside and Outside Bends
61 Z Tip Redüksiyon Sol-Sağ-Ortadan / Z Type Reducer Left-Right-Center

h:150

62 Ağır Hizmet Tipi Kablo Kanalı ve Ek Elemanı / Heavy Duty Type Cable Trays and Joint Pieces
63 Ağır Hizmet Tipi Dönüş Elemanları Yatay 90° -T Dönüş - Dörtlü Dönüş / Horizontal Bends Bends 90° -Tee Branches - Crossing
64 Ağır Hizmet Tipi Dönüş Elemanları Radüs 300 / Horizontal Bends Radius 300
65 Ağır Hizmet Tipi Dönüş Elemanları Radüs 450 / Horizontal Bends Radius 450
66 Ağır Hizmet Tipi Dönüş Elemanları Radüs 600 / Horizontal Bends Radius 600
67 Ağır Hizmet Tipi Dönüş Elemanları 135° - İç-Dış Bükey / Heavy Duty Type 135°Bends - Vertical Inside and Outside Bends
68 Z Tip Redüksiyon Sol-Sağ-Ortadan / Z Type Reducer Left-Right-Center

69 Formlu Tip Kablo Kanalları h:40 / Cable Trays With Form h:40
70 Formlu Tip Kablo Kanalları h:50 / Cable Trays With Form h:50
71 Ek Elemanları h:40 and h:50mm / Joint Pieces h:40 and h:50

Sipariş Kodu (Order Code)	w (mm)	h (mm)	t (mm)	Kg/Mt (Kg/Mt)
BHA-A0540.08	50	40	0,80	0,904
BHA-A0540.10	50	40	1,00	1,130
BHA-A0540.12	50	40	1,20	1,356
BHA-A0540.15	50	40	1,50	1,696
BHA-A0540.20	50	40	2,00	2,034
BHA-A0740.08	70	40	0,80	1,030
BHA-A0740.10	70	40	1,00	1,287
BHA-A0740.12	70	40	1,20	1,545
BHA-A0740.15	70	40	1,50	1,931
BHA-A0740.20	70	40	2,00	2,317
BHA-A1040.08	100	40	0,80	1,218
BHA-A1040.10	100	40	1,00	1,523
BHA-A1040.12	100	40	1,20	1,827
BHA-A1040.15	100	40	1,50	2,284
BHA-A1040.20	100	40	2,00	2,741
BHA-A1240.08	120	40	0,80	1,344
BHA-A1240.10	120	40	1,00	1,680
BHA-A1240.12	120	40	1,20	2,016
BHA-A1240.15	120	40	1,50	2,520
BHA-A1240.20	120	40	2,00	3,024
BHA-A1540.08	150	40	0,80	1,532
BHA-A1540.10	150	40	1,00	1,915
BHA-A1540.12	150	40	1,20	2,298
BHA-A1540.15	150	40	1,50	2,873
BHA-A1540.20	150	40	2,00	3,447
BHA-A2040.08	200	40	0,80	1,846
BHA-A2040.10	200	40	1,00	2,308
BHA-A2040.12	200	40	1,20	2,769
BHA-A2040.15	200	40	1,50	3,462
BHA-A2040.20	200	40	2,00	4,154
BHA-A2040.12	250	40	1,20	3,240
BHA-A2040.15	250	40	1,50	4,051
BHA-A2040.20	250	40	2,00	4,861
BHA-A3040.12	300	40	1,20	3,711
BHA-A3040.15	300	40	1,50	4,639
BHA-A3040.20	300	40	2,00	5,567
BHA-A4040.15	400	40	1,50	5,817
BHA-A4040.20	400	40	2,00	6,980
BHA-A5040.15	500	40	1,50	6,994
BHA-A5040.20	500	40	2,00	8,393
BHA-A6040.15	600	40	1,50	8,172
BHA-A6040.20	600	40	2,00	9,806

AĞIR HİZMET TİPİ KABLO KANALLARI
HEAVY DUTY TYPE CABLE TRAYS

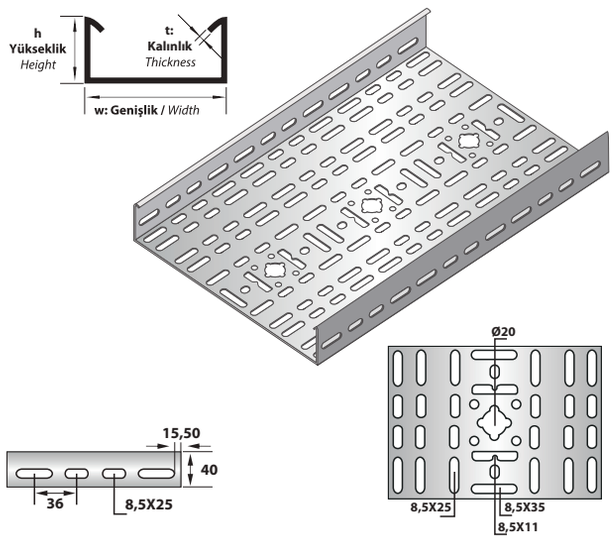

AÇIKLAMALAR / *INSTRUCTIONS :*

NOT: Standart uzunluk 2500mm. İsteğe bağlı olarak uzunluklar değişebilir.
! Delikli tip kablo kanallarında ölçü toleransı ± 3 mm.'dir.
! Belirtilen ağırlıklar kesim ağırlıklarıdır.
! Tüm kablo kanalları, Metrik 8 cıvata ve somun kullanımına uygundur.

NOTE: *Standart Length is 2500mm. On request the Lengths can change.*
! *The dimension tolerance in perforated cable trays is ±3 mm*
! *The indicated weights are the weights before fabrication.*
! *All the cable trays are convenient for M8 bolt and nut usage.*

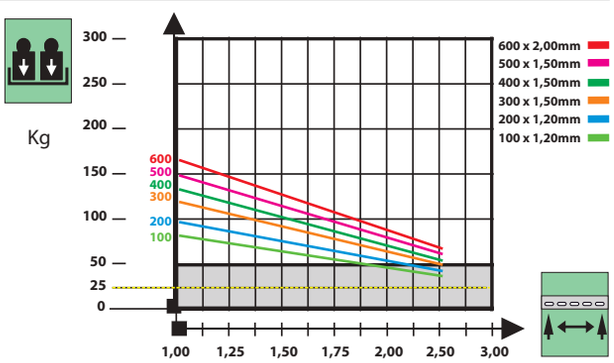

'm' Destekler Arası Mesafe
'm' Span Between Supports

Kilogram Olarak Müsade Edilen Kablo Kanalı Yükü
Cable Tray Load in Kg

Sipariş Kodu (Order Code)	w (mm)	h (mm)	t (mm)	L (mm)	Kg/Adet (Kg/Pcs.)
BHA-KN1-04.12	15	42	1,20	174	0,093

EK ELEMANI
JOINT PIECE

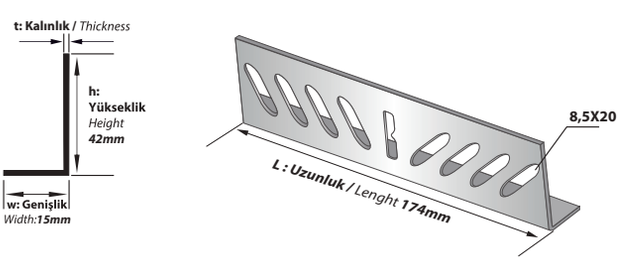

AÇIKLAMALAR / *INSTRUCTIONS :*

NOT: Tüm Ek Elemanları, Metrik 8 cıvata ve somun kullanımına uygundur.
! Belirtilen ağırlıklar kesim ağırlıklarıdır.
! 1 Adet Ek Elemanı Standartta 4 Takım M8 Cıvata Somun İle Kullanıma Uygundur.

NOTE: All The Cable Trays are Convenient for M8 Bolt and Nut Usage.
! The indicated weights are the weights before fabrication.
! One Piece Of straight Connector is Suitable for The Usage of 4 set of M8 Bolt and Nut.

AĞIR HİZMET TİPİ 90° DÖNÜŞ ELEMANLARI
HEAVY DUTY TYPE 90° BENDS

Sipariş Kodu *(Order Code)*	a, b *(mm)*	h *(mm)*	t *(mm)*	Kg/Adet *(Kg/Pcs.)*
BHA-YDA105	55	41	1,20	0,404
BHA-YDA107	75	41	1,20	0,444
BHA-YDA110	105	41	1,20	0,697
BHA-YDA112	125	41	1,20	0,809
BHA-YDA115	155	41	1,20	0,977
BHA-YDA120	205	41	1,20	1,304
BHA-YDA125	255	41	1,20	1,678
BHA-YDA130	305	41	1,50	2,624
BHA-YDA140	405	41	1,50	3,853
BHA-YDA150	505	41	1,50	5,318
BHA-YDA160	605	41	1,50	7,018

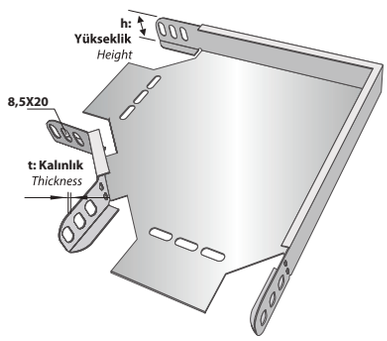

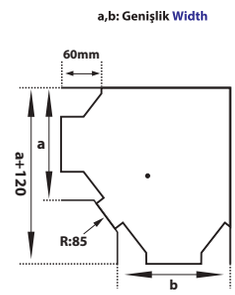

AÇIKLAMALAR / *INSTRUCTIONS :*

NOT: DÖNÜŞ MODÜLLERİNDEKİ ÖZEL UYGULAMALAR İÇİN ÖRNEK SİPARİŞ h:40mm a:100mm b:200mm "90° Yatay Dönüş"

NOTE: *The example order for special applications in bend modules. h:40mm. a:100mm b:200mm Bend 90°.*

AĞIR HİZMET TİPİ T DÖNÜŞ ELEMANLARI
HEAVY DUTY TYPE TEE-BRANCHES

Sipariş Kodu *(Order Code)*	a, b, c *(mm)*	h *(mm)*	t *(mm)*	Kg/Adet *(Kg/Pcs.)*
BHA-TDA205	55	41	1,20	0,530
BHA-TDA207	75	41	1,20	0,576
BHA-TDA210	105	41	1,20	0,867
BHA-TDA212	125	41	1,20	0,991
BHA-TDA215	155	41	1,20	1,177
BHA-TDA220	205	41	1,20	1,535
BHA-TDA225	255	41	1,20	1,939
BHA-TDA230	305	41	1,50	2,990
BHA-TDA240	405	41	1,50	4,298
BHA-TDA250	505	41	1,50	5,839
BHA-TDA260	605	41	1,50	7,618

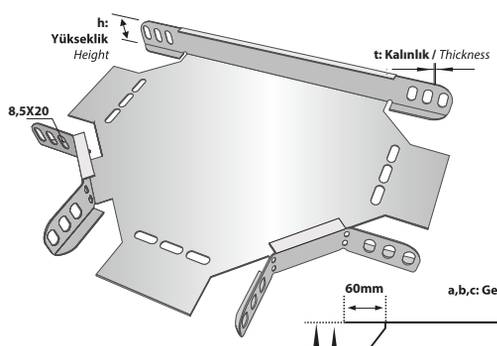

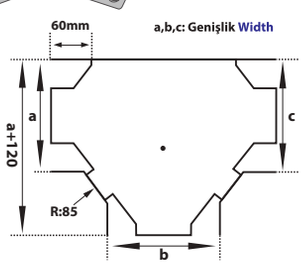

AÇIKLAMALAR / *INSTRUCTIONS :*

NOT: DÖNÜŞ MODÜLLERİNDEKİ ÖZEL UYGULAMALAR İÇİN ÖRNEK SİPARİŞ h:40mm a:300mm b:200mm c:300mm "T" DÖNÜŞ

NOTE: *The example order for special applications in bend modules. h:40mm. a:100mm b:200mm c:300mm "Tee branch".*

AĞIR HİZMET TİPİ DÖRTLÜ BAĞLANTILAR
HEAVY DUTY TYPE CROSSINGS

Sipariş Kodu *(Order Code)*	a, b, c, d *(mm)*	h *(mm)*	t *(mm)*	Kg/Adet *(Kg/Pcs.)*
BHA-DDA305	55	41	1,20	0,647
BHA-DDA307	75	41	1,20	0,697
BHA-DDA310	105	41	1,20	1,077
BHA-DDA312	125	41	1,20	1,214
BHA-DDA315	155	41	1,20	1,419
BHA-DDA320	205	41	1,20	1,775
BHA-DDA325	255	41	1,20	2,244
BHA-DDA330	305	41	1,50	3,409
BHA-DDA340	405	41	1,50	4,793
BHA-DDA350	505	41	1,50	6,414
BHA-DDA360	605	41	1,50	8,269

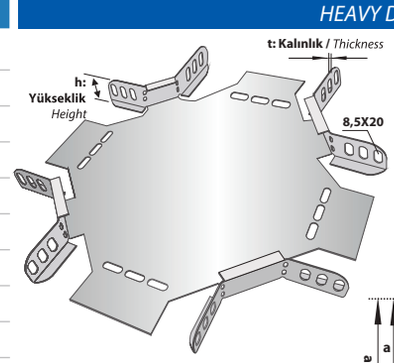

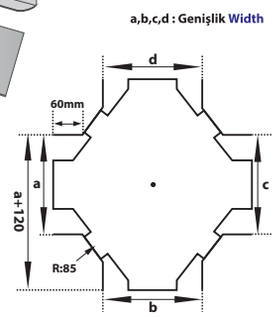

AÇIKLAMALAR / *INSTRUCTIONS :*

NOT: DÖNÜŞ MODÜLLERİNDEKİ ÖZEL UYGULAMALAR İÇİN ÖRNEK SİPARİŞ h:40mm a:300mm b:200mm c:300mm d:200mm "Dörtlü" DÖNÜŞ

NOTE: *The example order for special applications in bend modules. h:40mm. a:100mm b:200mm c:300mm d:200mm "crossing "*

AÇIKLAMALAR / *INSTRUCTIONS :* **Ekstra** / *Extra*

Tüm dönüş uygulamaları, Metrik 8 cıvata ve somun kullanımına uygundur. Belirtilen ağırlıklar kesim ağırlıklarıdır.

All the bend implementation are convenient for M8 bolt and Nut usage. The indicated weights are the weights before fabrication.

Sipariş Kodu *(Order Code)*	a, b *(mm)*	h *(mm)*	t *(mm)*	Kg/Adet *(Kg/Pcs.)*
BHA-YDA105/300	55	41	1,50	1,139
BHA-YDA107/300	75	41	1,50	1,285
BHA-YDA110/300	105	41	1,50	1,522
BHA-YDA112/300	125	41	1,50	1,692
BHA-YDA115/300	155	41	1,50	2,059
BHA-YDA120/300	205	41	1,50	2,464
BHA-YDA125/300	255	41	1,50	3,142
BHA-YDA130/300	305	41	2,00	4,419
BHA-YDA140/300	405	41	2,00	6,248
BHA-YDA150/300	505	41	2,00	8,391
BHA-YDA160/300	605	41	2,00	10,848

AÇIKLAMALAR / *INSTRUCTIONS :*

NOT: DÖNÜŞ MODÜLLERİNDEKİ ÖZEL UYGULAMALAR İÇİN ÖRNEK SİPARİŞ h:40mm a:100mm b:200mm "90° Yatay Dönüş"

NOTE: *The example order for special applications in bend modules. h:40mm. a:100mm b:200mm Bend 90°.*

RADUS 300 — AĞIR HİZMET TİPİ 90° DÖNÜŞ ELEMANLARI
HEAVY DUTY TYPE 90° BENDS

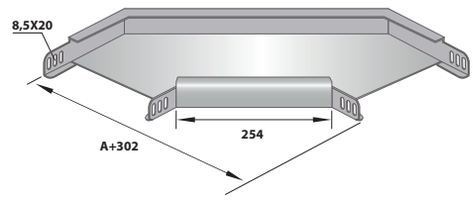

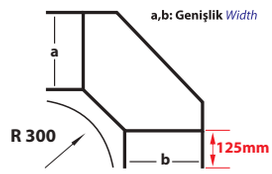

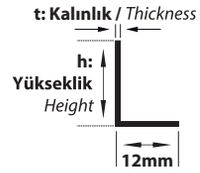

Sipariş Kodu *(Order Code)*	a, b, c *(mm)*	h *(mm)*	t *(mm)*	Kg/Adet *(Kg/Pcs.)*
BHA-TDA205/300	55	41	1,50	2,082
BHA-TDA207/300	75	41	1,50	2,254
BHA-TDA210/300	105	41	1,50	2,529
BHA-TDA212/300	125	41	1,50	2,725
BHA-TDA215/300	155	41	1,50	3,144
BHA-TDA220/300	205	41	1,50	3,601
BHA-TDA225/300	255	41	1,50	4,357
BHA-TDA230/300	305	41	2,00	6,024
BHA-TDA240/300	405	41	2,00	8,023
BHA-TDA250/300	505	41	2,00	10,397
BHA-TDA260/300	605	41	2,00	13,054

AÇIKLAMALAR / *INSTRUCTIONS :*

NOT: DÖNÜŞ MODÜLLERİNDEKİ ÖZEL UYGULAMALAR İÇİN ÖRNEK SİPARİŞ h:40mm a:300mm b:200mm c:300mm "T" DÖNÜŞ

NOTE: *The example order for special applications in bend modules. h:40mm. a:100mm b:200mm c:300mm "Tee branch".*

RADUS 300 — AĞIR HİZMET TİPİ T DÖNÜŞ ELEMANLARI
HEAVY DUTY TYPE TEE BRANCHES

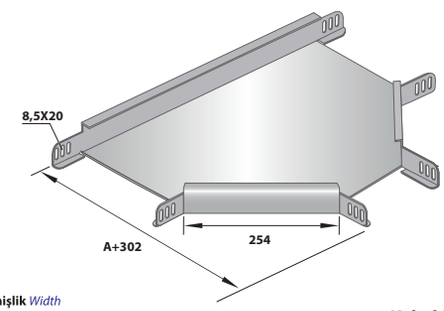

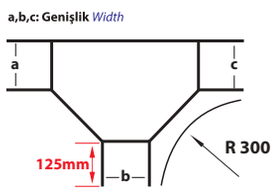

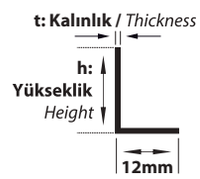

Sipariş Kodu *(Order Code)*	a, b, c, d *(mm)*	h *(mm)*	t *(mm)*	Kg/Adet *(Kg/Pcs.)*
BHA-DDA305/300	55	41	1,50	2,851
BHA-DDA307/300	75	41	1,50	3,049
BHA-DDA310/300	105	41	1,50	3,363
BHA-DDA312/300	125	41	1,50	3,584
BHA-DDA315/300	155	41	1,50	4,055
BHA-DDA320/300	205	41	1,50	4,564
BHA-DDA325/300	255	41	1,50	5,398
BHA-DDA330/300	305	41	2,00	7,456
BHA-DDA340/300	405	41	2,00	9,686
BHA-DDA350/300	505	41	2,00	13,247
BHA-DDA360/300	605	41	2,00	15,086

AÇIKLAMALAR / *INSTRUCTIONS :*

NOT: DÖNÜŞ MODÜLLERİNDEKİ ÖZEL UYGULAMALAR İÇİN ÖRNEK SİPARİŞ h:40mm a:300mm b:200mm c:300mm d:200mm "Dörtlü" DÖNÜŞ

NOTE: *The example order for special applications in bend modules. h:40mm. a:100mm b:200mm c:300mm d:200mm "crossing "*

RADUS 300 — AĞIR HİZMET TİP DÖRTLÜ BAĞLANTILAR
HEAVY DUTY TYPE CROSSINGS

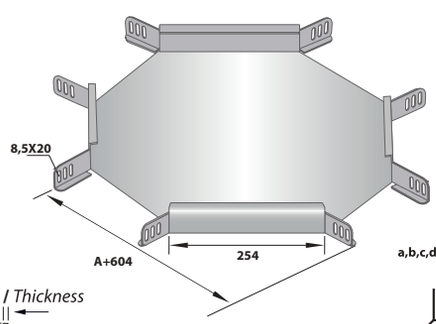

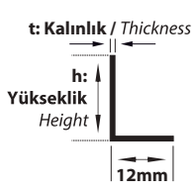

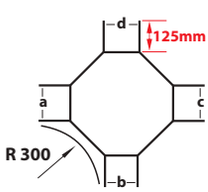

AÇIKLAMALAR / *INSTRUCTIONS :* **Ekstra** / *Extra*

Tüm dönüş uygulamaları, Metrik 8 cıvata ve somun kullanımına uygundur. Belirtilen ağırlıklar kesim ağırlıklarıdır.

All the bend implementation are convenient for M8 bolt and Nut usage. The indicated weights are the weights before fabrication.

RADUS 450 — AĞIR HİZMET TİPİ 90° DÖNÜŞ ELEMANLARI
HEAVY DUTY TYPE 90° BENDS

Sipariş Kodu *(Order Code)*	a, b *(mm)*	h *(mm)*	t *(mm)*	Kg/Adet *(Kg/Pcs.)*
BHA-YDA105/450	55	41	1,50	1,425
BHA-YDA107/450	75	41	1,50	1,609
BHA-YDA110/450	105	41	1,50	1,902
BHA-YDA112/450	125	41	1,50	2,109
BHA-YDA115/450	155	41	1,50	2,552
BHA-YDA120/450	205	41	1,50	3,033
BHA-YDA125/450	255	41	1,50	3,824
BHA-YDA130/450	305	41	2,00	5,363
BHA-YDA140/450	405	41	2,00	7,444
BHA-YDA150/450	505	41	2,00	9,838
BHA-YDA160/450	605	41	2,00	12,546

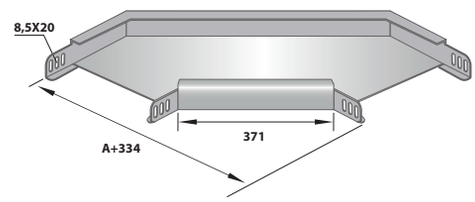

AÇIKLAMALAR / *INSTRUCTIONS :*

NOT: DÖNÜŞ MODÜLLERİNDEKİ ÖZEL UYGULAMALAR İÇİN ÖRNEK SİPARİŞ h:40mm a:100mm b:200mm "90° Yatay Dönüş"

NOTE: *The example order for special applications in bend modules. h:40mm. a:100mm b:200mm Bend 90°.*

RADUS 450 — AĞIR HİZMET TİPİ T DÖNÜŞ ELEMANLARI
HEAVY DUTY TYPE TEE BRANCHES

Sipariş Kodu *(Order Code)*	a, b, c *(mm)*	h *(mm)*	t *(mm)*	Kg/Adet *(Kg/Pcs.)*
BHA-TDA205/450	55	41	1,50	1,952
BHA-TDA207/450	75	41	1,50	2,181
BHA-TDA210/450	105	41	1,50	2,541
BHA-TDA212/450	125	41	1,50	2,793
BHA-TDA215/450	155	41	1,50	3,325
BHA-TDA220/450	205	41	1,50	3,895
BHA-TDA225/450	255	41	1,50	4,821
BHA-TDA230/450	305	41	2,00	7,021
BHA-TDA240/450	405	41	2,00	9,427
BHA-TDA250/450	505	41	2,00	12,147
BHA-TDA260/450	605	41	2,00	15,581

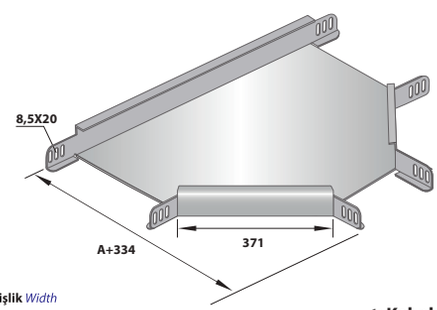

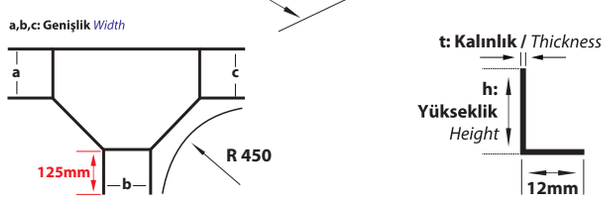

AÇIKLAMALAR / *INSTRUCTIONS :*

NOT: DÖNÜŞ MODÜLLERİNDEKİ ÖZEL UYGULAMALAR İÇİN ÖRNEK SİPARİŞ h:40mm a:300mm b:200mm c:300mm "T" DÖNÜŞ

NOTE: *The example order for special applications in bend modules. h:40mm. a:100mm b:200mm c:300mm "Tee branch".*

RADUS 450 — AĞIR HİZMET TİP DÖRTLÜ BAĞLANTILAR
HEAVY DUTY TYPE CROSSINGS

Sipariş Kodu *(Order Code)*	a, b, c, d *(mm)*	h *(mm)*	t *(mm)*	Kg/Adet *(Kg/Pcs.)*
BHA-DDA305/450	55	41	1,50	4,248
BHA-DDA307/450	75	41	1,50	4,521
BHA-DDA310/450	105	41	1,50	4,949
BHA-DDA312/450	125	41	1,50	5,246
BHA-DDA315/450	155	41	1,50	5,867
BHA-DDA320/450	205	41	1,50	6,527
BHA-DDA325/450	255	41	1,50	7,586
BHA-DDA330/450	305	41	2,00	10,448
BHA-DDA340/450	405	41	2,00	10,380
BHA-DDA350/450	505	41	2,00	16,226
BHA-DDA360/450	605	41	2,00	19,586

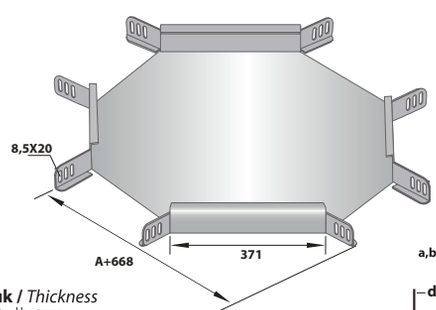

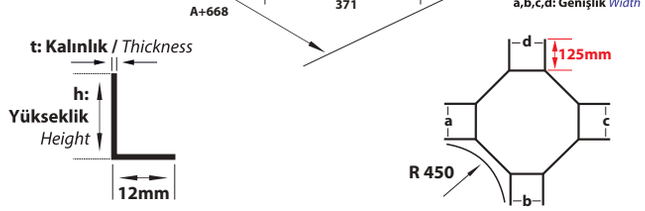

AÇIKLAMALAR / *INSTRUCTIONS :*

NOT: DÖNÜŞ MODÜLLERİNDEKİ ÖZEL UYGULAMALAR İÇİN ÖRNEK SİPARİŞ h:40mm a:300mm b:200mm c:300mm d:200mm "Dörtlü" DÖNÜŞ

NOTE: *The example order for special applications in bend modules. h:40mm. a:100mm b:200mm c:300mm d:200mm "crossing "*

AÇIKLAMALAR / *INSTRUCTIONS :* **Ekstra** / *Extra*

Tüm dönüş uygulamaları, Metrik 8 cıvata ve somun kullanımına uygundur. Belirtilen ağırlıklar kesim ağırlıklarıdır.

All the bend implementation are convenient for M8 bolt and Nut usage. The indicated weights are the weights before fabrication.

Sipariş Kodu *(Order Code)*	a, b *(mm)*	h *(mm)*	t *(mm)*	Kg/Adet *(Kg/Pcs.)*
BHA-YDA105/600	55	41	1,50	1,739
BHA-YDA107/600	75	41	1,50	1,965
BHA-YDA110/600	105	41	1,50	2,322
BHA-YDA112/600	125	41	1,50	2,572
BHA-YDA115/600	155	41	1,50	3,099
BHA-YDA120/600	205	41	1,50	3,665
BHA-YDA125/600	255	41	1,50	4,583
BHA-YDA130/600	305	41	2,00	6,419
BHA-YDA140/600	405	41	2,00	8,782
BHA-YDA150/600	505	41	2,00	11,458
BHA-YDA160/600	605	41	2,00	14,449

AÇIKLAMALAR / *INSTRUCTIONS :*

NOT: DÖNÜŞ MODÜLLERİNDEKİ ÖZEL UYGULAMALAR İÇİN ÖRNEK SİPARİŞ h:40mm a:100mm b:200mm "90° Yatay Dönüş"

NOTE: *The example order for special applications in bend modules. h:40mm. a:100mm b:200mm Bend 90°.*

RADUS 600 — AĞIR HİZMET TİPİ 90° DÖNÜŞ ELEMANLARI
HEAVY DUTY TYPE 90° BENDS

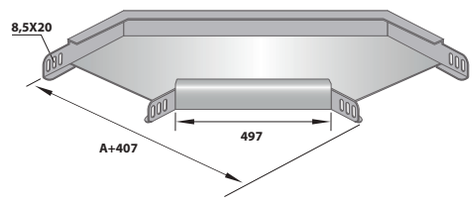

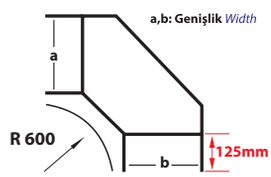

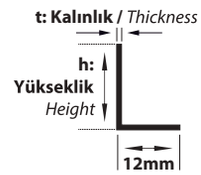

Sipariş Kodu *(Order Code)*	a, b, c *(mm)*	h *(mm)*	t *(mm)*	Kg/Adet *(Kg/Pcs.)*
BHA-TDA205/600	55	41	1,50	4,121
BHA-TDA207/600	75	41	1,50	4,413
BHA-TDA210/600	105	41	1,50	4,869
BHA-TDA212/600	125	41	1,50	5,185
BHA-TDA215/600	155	41	1,50	5,844
BHA-TDA220/600	205	41	1,50	6,541
BHA-TDA225/600	255	41	1,50	7,657
BHA-TDA230/600	305	41	2,00	10,518
BHA-TDA240/600	405	41	2,00	13,150
BHA-TDA250/600	505	41	2,00	16,492
BHA-TDA260/600	605	41	2,00	19,552

AÇIKLAMALAR / *INSTRUCTIONS :*

NOT: DÖNÜŞ MODÜLLERİNDEKİ ÖZEL UYGULAMALAR İÇİN ÖRNEK SİPARİŞ h:40mm a:300mm b:200mm c:300mm "T" DÖNÜŞ

NOTE: *The example order for special applications in bend modules. h:40mm. a:100mm b:200mm c:300mm "Tee branch".*

RADUS 600 — AĞIR HİZMET TİPİ T DÖNÜŞ ELEMANLARI
HEAVY DUTY TYPE TEE BRANCHES

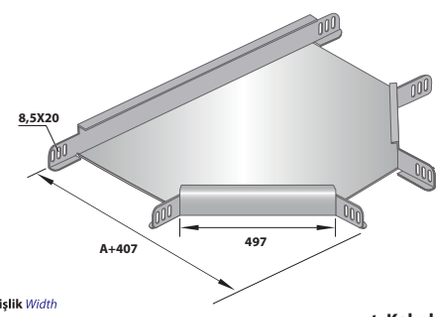

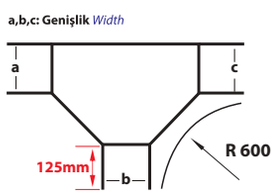

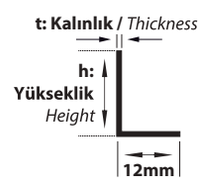

Sipariş Kodu *(Order Code)*	a, b, c, d *(mm)*	h *(mm)*	t *(mm)*	Kg/Adet *(Kg/Pcs.)*
BHA-DDA305/600	55	41	1,50	6,169
BHA-DDA307/600	75	41	1,50	6,527
BHA-DDA310/600	105	41	1,50	7,082
BHA-DDA312/600	125	41	1,50	7,463
BHA-DDA315/600	155	41	1,50	8,255
BHA-DDA320/600	205	41	1,50	9,084
BHA-DDA325/600	255	41	1,50	10,398
BHA-DDA330/600	305	41	2,00	14,282
BHA-DDA340/600	405	41	2,00	17,579
BHA-DDA350/600	505	41	2,00	21,190
BHA-DDA360/600	605	41	2,00	25,115

AÇIKLAMALAR / *INSTRUCTIONS :*

NOT: DÖNÜŞ MODÜLLERİNDEKİ ÖZEL UYGULAMALAR İÇİN ÖRNEK SİPARİŞ h:40mm a:300mm b:200mm c:300mm d:200mm "Dörtlü" DÖNÜŞ

NOTE: *The example order for special applications in bend modules. h:40mm. a:100mm b:200mm c:300mm d:200mm "crossing "*

RADUS 600 — AĞIR HİZMET TİP DÖRTLÜ BAĞLANTILAR
HEAVY DUTY TYPE CROSSINGS

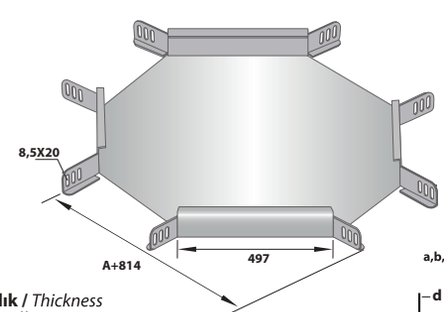

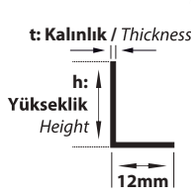

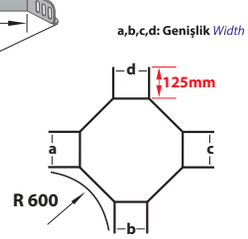

AÇIKLAMALAR / *INSTRUCTIONS :* **Ekstra** / *Extra*

Tüm dönüş uygulamaları, Metrik 8 cıvata ve somun kullanımına uygundur. Belirtilen ağırlıklar kesim ağırlıklarıdır.

All the bend implementation are convenient for M8 bolt and Nut usage. The indicated weights are the weights before fabrication.

135° DÖNÜŞ ELEMANLARI
135° BENDS

Sipariş Kodu *(Order Code)*	a *(mm)*	b *(mm)*	c *(mm)*	h *(mm)*	t *(mm)*	Kg/Adet *(Kg/Pcs.)*
BHA-YDA105/135	55	115	105	41	1,50	1,242
BHA-YDA107/135	75	135	115	41	1,50	1,337
BHA-YDA110/135	105	165	130	41	1,50	1,500
BHA-YDA112/135	125	185	140	41	1,50	1,631
BHA-YDA115/135	155	215	155	41	1,50	1,827
BHA-YDA120/135	205	265	180	41	1,50	2,029
BHA-YDA125/135	255	315	205	41	1,50	2,337
BHA-YDA130/135	305	365	230	41	2,00	3,088
BHA-YDA140/135	405	465	285	41	2,00	3,857
BHA-YDA150/135	505	565	335	41	2,00	4,686
BHA-YDA160/135	605	665	385	41	2,00	5,579

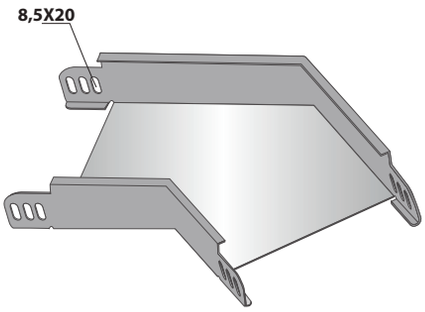

AÇIKLAMALAR / *INSTRUCTIONS :*

NOT: Lütfen siparişlerinizde 135° dönüş tipini ve sipariş kodunu belirtiniz.

! Metrik 8 cıvata ve somun kullanımına uygundur. Belirtilen ağırlıklar kesim ağırlıklarıdır.

NOTE: *Please indicate the 135° Bend type and order code.*

! *M8 bolt and Nut usage. The indicated weights are the weights before fabrication.*

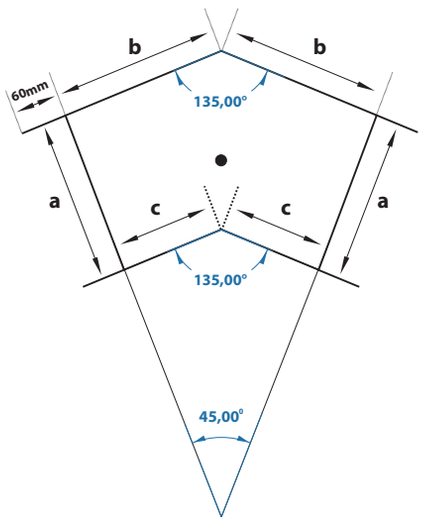

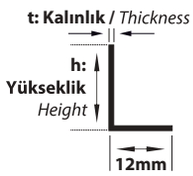

a : Genişlik *Width*
b : Dış Kenar *Periphery*
c : İç Kenar *Inner Edge*

İÇ VE DIŞ BÜKEY ELEMANLARI
VERTICAL INSIDE AND OUTSIDE BENDS

Sipariş Kodu *(Order Code)*	w *(mm)*	h *(mm)*	t *(mm)*	Kg/Adet *(Kg/Pcs.)*
BHA-BA505	50	40	1,00	0,904
BHA-BA507	70	40	1,00	1,030
BHA-BA510	100	40	1,00	1,218
BHA-BA512	120	40	1,00	1,344
BHA-BA515	150	40	1,20	1,839
BHA-BA520	200	40	1,20	2,216
BHA-BA525	250	40	1,20	3,240
BHA-BA530	300	40	1,50	3,711
BHA-BA540	400	40	1,50	4,653
BHA-BA550	500	40	1,50	5,595
BHA-BA560	600	40	1,50	6,537

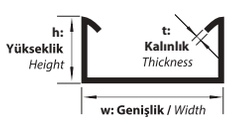

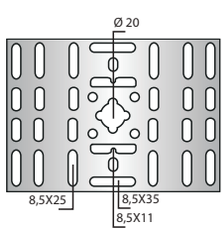

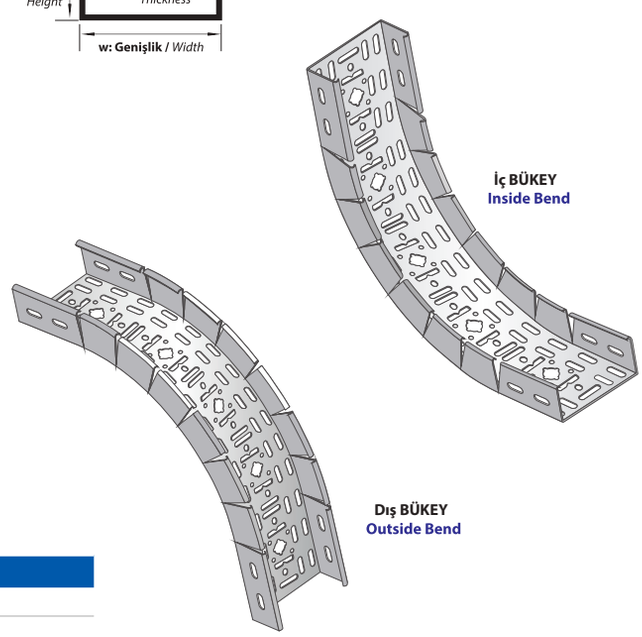

AÇIKLAMALAR / *INSTRUCTIONS :*

NOT: Lütfen siparişlerinizde bükey tipini ve sipariş kodunu belirtiniz.

! Standart uzunluk 800mm. İsteğe bağlı olarak uzunluklar değişebilir.

! Metrik 8 cıvata ve somun kullanımına uygundur. Belirtilen ağırlıklar kesim ağırlıklarıdır.

NOTE: *Please indicate the vertical adjustable inside and outside bends type and order code.*

! *Standart Length is 800mm. On request the Lengths can change.*

! *M8 bolt and Nut usage. The indicated weights are the weights before fabrication.*

Z TİPİ REDÜKSİYONLAR SOLA
SOLA / LEFT

Z TYPE REDUCERS LEFT

Sipariş Kodu (Order Code)	w (mm)	h (mm)	t (mm)	Kg/Takım (Kg/Set)
BHA-RZ1-50	50	40	1,50	0,173
BHA-RZ1-100	100	40	1,50	0,197
BHA-RZ1-150	150	40	1,50	0,220
BHA-RZ1-200	200	40	1,50	0,244
BHA-RZ1-250	250	40	1,50	0,267
BHA-RZ1-300	300	40	1,50	0,291

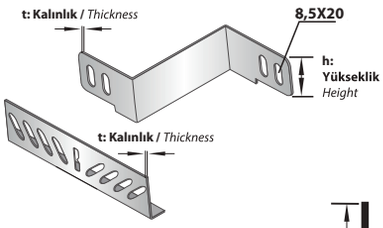

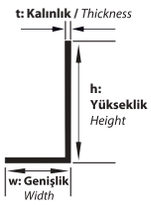

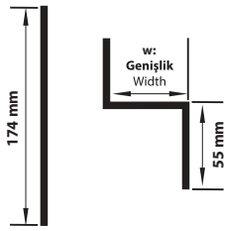

Ölçüler (Değerler) mm'dir.
Dimensions (Values) is mm.

Z TİPİ REDÜKSİYONLAR SAĞA
SAĞA / RIGHT

Z TYPE REDUCERS RIGHT

Sipariş Kodu (Order Code)	w (mm)	h (mm)	t (mm)	Kg/Takım (Kg/Set)
BHA-RZ1-50	50	40	1,50	0,173
BHA-RZ1-100	100	40	1,50	0,197
BHA-RZ1-150	150	40	1,50	0,220
BHA-RZ1-200	200	40	1,50	0,244
BHA-RZ1-250	250	40	1,50	0,267
BHA-RZ1-300	300	40	1,50	0,291

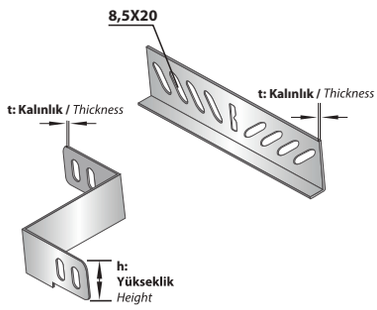

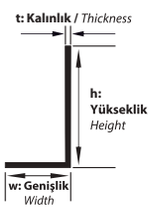

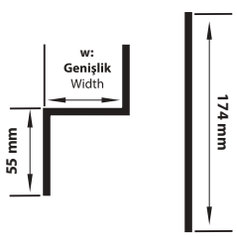

Ölçüler (Değerler) mm'dir.
Dimensions (Values) is mm.

Z TİPİ REDÜKSİYONLAR ORTADAN
ORTADAN / CENTER

Z TYPE REDUCERS CENTER

Sipariş Kodu (Order Code)	w (mm)	h (mm)	t (mm)	Kg/Takım (Kg/Set)
BHA-RZ2-25	25	40	1,50	0,137
BHA-RZ2-50	50	40	1,50	0,160
BHA-RZ2-100	100	40	1,50	0,207
BHA-RZ2-150	150	40	1,50	0,254
BHA-RZ2-200	200	40	1,50	0,301
BHA-RZ2-250	250	40	1,50	0,349

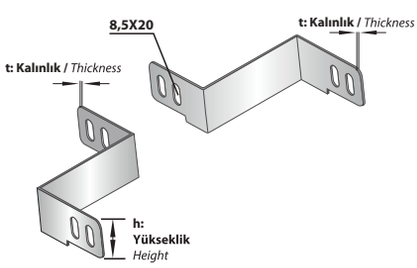

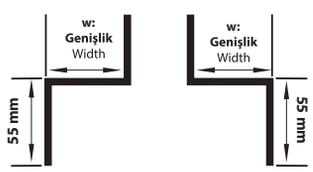

> AÇIKLAMALAR / *INSTRUCTIONS :*

NOT: Lütfen siparişlerinizde redüksiyon tipini ve "w" ölçüsünü belirtiniz.

! Özel ölçüler için lütfen ri eli zımamr tibata geçiniz.

! Metrik 8 cıvata ve somun kullanımına uygundur. Belirtilen ağırlıklar kesim ağırlıklarıdır.

NOTE: *Please assert the reduction type and "w" dimension.*

! *F mr ruo tcatnoc esaelp snoisnemid laiceps*

! *M8 bolt and Nut usage. The indicated weights are the weights before fabrication.*

Sipariş Kodu *(Order Code)*	w *(mm)*	h *(mm)*	t *(mm)*	Kg/Mt *(Kg/Mt)*
BHA-A0550.08	50	50	0,80	1,030
BHA-A0550.10	50	50	1,00	1,287
BHA-A0550.12	50	50	1,20	1,545
BHA-A0550.15	50	50	1,50	1,931
BHA-A0550.20	50	50	2,00	2,317
BHA-A0750.08	70	50	0,80	1,156
BHA-A0750.10	70	50	1,00	1,444
BHA-A0750.12	70	50	1,20	1,733
BHA-A0750.15	70	50	1,50	2,167
BHA-A0750.20	70	50	2,00	2,599
BHA-A1050.08	100	50	0,80	1,344
BHA-A1050.10	100	50	1,00	1,680
BHA-A1050.12	100	50	1,20	2,016
BHA-A1050.15	100	50	1,50	2,520
BHA-A1050.20	100	50	2,00	3,024
BHA-A1250.08	120	50	0,80	1,470
BHA-A1250.10	120	50	1,00	1,837
BHA-A1250.12	120	50	1,20	2,204
BHA-A1250.15	120	50	1,50	2,755
BHA-A1250.20	120	50	2,00	3,379
BHA-A1550.08	150	50	0,80	1,658
BHA-A1550.10	150	50	1,00	2,078
BHA-A1550.12	150	50	1,20	2,487
BHA-A1550.15	150	50	1,50	3,109
BHA-A1550.20	150	50	2,00	3,740
BHA-A2050.08	200	50	0,80	1,972
BHA-A2050.10	200	50	1,00	2,465
BHA-A2050.12	200	50	1,20	2,958
BHA-A2050.15	200	50	1,50	3,697
BHA-A2050.20	200	50	2,00	4,437
BHA-A2050.12	250	50	1,20	3,429
BHA-A2050.15	250	50	1,50	4,286
BHA-A2050.20	250	50	2,00	5,143
BHA-A3050.12	300	50	1,20	3,900
BHA-A3050.15	300	50	1,50	4,875
BHA-A3050.20	300	50	2,00	5,800
BHA-A4050.15	400	50	1,50	6,052
BHA-A4050.20	400	50	2,00	7,263
BHA-A5050.15	500	50	1,50	7,230
BHA-A5050.20	500	50	2,00	8,676
BHA-A6050.15	600	50	1,50	8,408
BHA-A6050.20	600	50	2,00	10,090

AĞIR HİZMET TİPİ KABLO KANALLLARI
HEAVY DUTY TYPE CABLE TRAYS

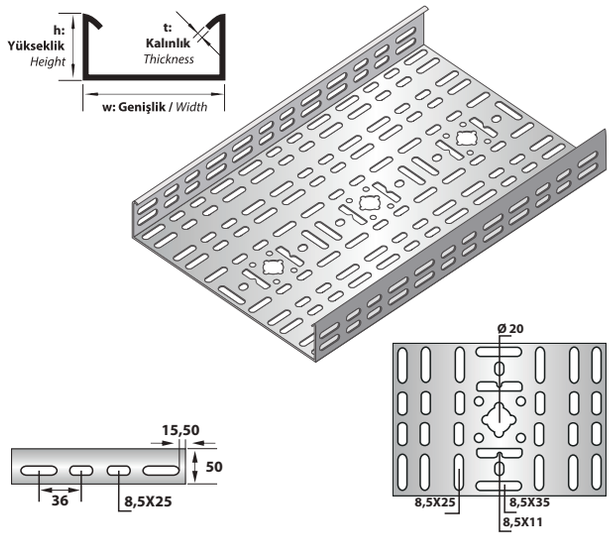

AÇIKLAMALAR / *INSTRUCTIONS :*

NOT: Standart uzunluk 2500mm. İsteğe bağlı olarak uzunluklar değişebilir.
! Delikli tip kablo kanallarında ölçü toleransı ± 3 mm.'dir.
! Belirtilen ağırlıklar kesim ağırlıklarıdır.
! Tüm kablo kanalları, Metrik 8 cıvata ve somun kullanımına uygundur.

NOTE: *Standart Length is 2500mm. On request the Lengths can change.*
! *The dimension tolerance in perforated cable trays is ±3 mm*
! *The indicated weights are the weights before fabrication.*
! *All the cable trays are convenient for M8 bolt and nut usage.*

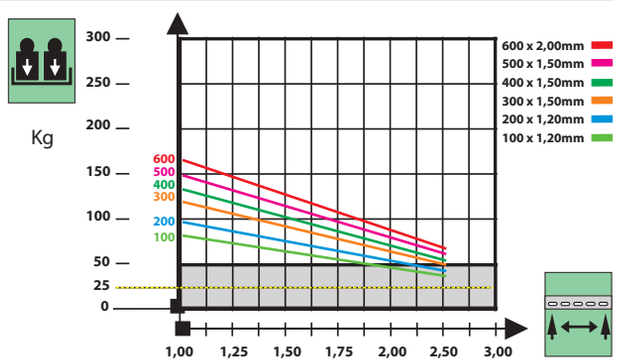

'm' Destekler Arası Mesafe
'm' Span Between Supports

Kilogram Olarak Müsade Edilen Kablo Kanalı Yükü
Cable Tray Load in Kg

Sipariş Kodu *(Order Code)*	w *(mm)*	h *(mm)*	t *(mm)*	L *(mm)*	Kg/Adet *(Kg/Pcs.)*
BHA-KN1-05.12	15	52	1,20	174	0,110

EK ELEMANI
JOINT PIECE

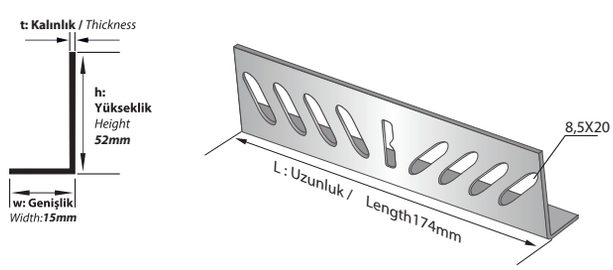

AÇIKLAMALAR / *INSTRUCTIONS :*

NOT: Tüm Ek Elemanları, Metrik 8 cıvata ve somun kullanımına uygundur.
! Belirtilen ağırlıklar kesim ağırlıklarıdır.
! 1 Adet Ek Elemanı Standartta 4 Takım M8 Cıvata Somun İle Kullanıma Uygundur.

NOTE: All The Cable Trays are Convenient for M8 Bolt and Nut Usage.
! The indicated weights are the weights before fabrication.
! One Piece Of straight Connector is Suitable for The Usage of 4 set of M8 Bolt and Nut.

AĞIR HİZMET TİPİ 90° DÖNÜŞ ELEMANLARI
HEAVY DUTY TYPE 90° BENDS

Sipariş Kodu *(Order Code)*	a, b *(mm)*	h *(mm)*	t *(mm)*	Kg/Adet *(Kg/Pcs.)*
BHA-YDHA105	55	51	1,20	0,485
BHA-YDHA107	75	51	1,20	0,622
BHA-YDHA110	105	51	1,20	0,749
BHA-YDHA112	125	51	1,20	0,865
BHA-YDHA115	155	51	1,20	1,039
BHA-YDHA120	205	51	1,20	1,375
BHA-YDHA125	255	51	1,20	1,758
BHA-YDHA130	305	51	1,50	2,736
BHA-YDHA140	405	51	1,50	3,989
BHA-YDHA150	505	51	1,50	5,477
BHA-YDHA160	605	51	1,50	7,201

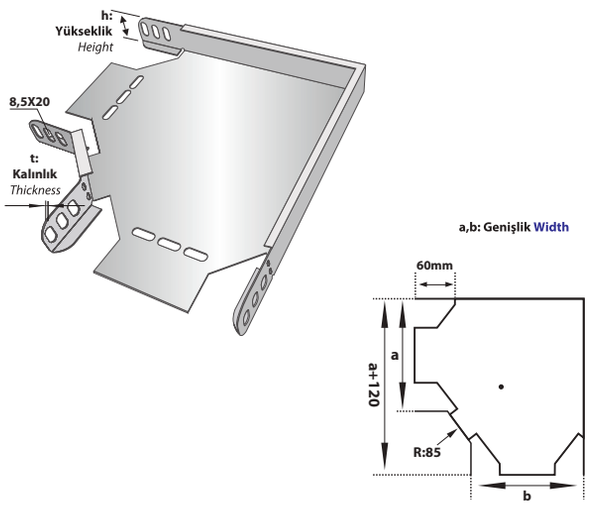

AÇIKLAMALAR / *INSTRUCTIONS :*

NOT: DÖNÜŞ MODÜLLERİNDEKİ ÖZEL UYGULAMALAR İÇİN ÖRNEK SİPARİŞ h:40mm a:100mm b:200mm "90° Yatay Dönüş"

NOTE: The example order for special applications in bend modules. h:40mm. a:100mm b:200mm Bend 90°.

AĞIR HİZMET TİPİ T DÖNÜŞ ELEMANLARI
HEAVY DUTY TYPE TEE-BRANCHES

Sipariş Kodu *(Order Code)*	a, b, c *(mm)*	h *(mm)*	t *(mm)*	Kg/Adet *(Kg/Pcs.)*
BHA-TDHA205	55	51	1,20	0,624
BHA-TDHA207	75	51	1,20	0,780
BHA-TDHA210	105	51	1,20	0,898
BHA-TDHA212	125	51	1,20	1,024
BHA-TDHA215	155	51	1,20	1,214
BHA-TDHA220	205	51	1,20	1,576
BHA-TDHA225	255	51	1,20	1,986
BHA-TDHA230	305	51	1,50	3,054
BHA-TDHA240	405	51	1,50	4,373
BHA-TDHA250	505	51	1,50	5,927
BHA-TDHA260	605	51	1,50	7,717

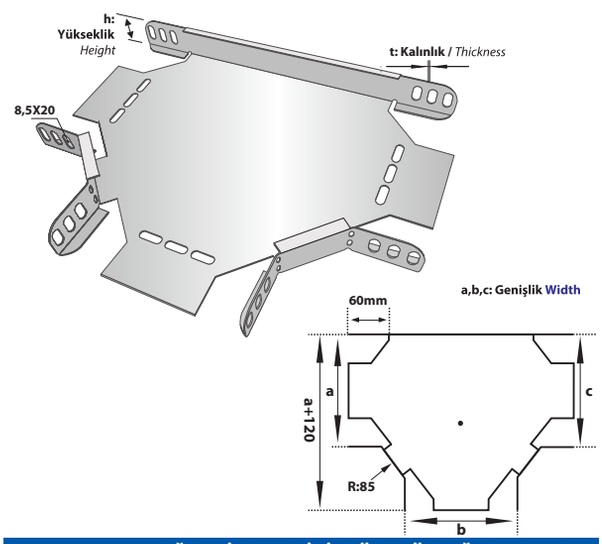

AÇIKLAMALAR / *INSTRUCTIONS :*

NOT: DÖNÜŞ MODÜLLERİNDEKİ ÖZEL UYGULAMALAR İÇİN ÖRNEK SİPARİŞ h:40mm a:300mm b:200mm c:300mm "T" DÖNÜŞ

NOTE: The example order for special applications in bend modules. h:40mm. a:100mm b:200mm c:300mm "Tee branch".

AĞIR HİZMET TİPİ DÖRTLÜ BAĞLANTILAR
HEAVY DUTY TYPE CROSSINGS

Sipariş Kodu *(Order Code)*	a, b, c, d *(mm)*	h *(mm)*	t *(mm)*	Kg/Adet *(Kg/Pcs.)*
BHA-DDHA305	55	51	1,20	0,697
BHA-DDHA307	75	51	1,20	0,749
BHA-DDHA310	105	51	1,20	1,077
BHA-DDHA312	125	51	1,20	1,214
BHA-DDHA315	155	51	1,20	1,419
BHA-DDHA320	205	51	1,20	1,775
BHA-DDHA325	255	51	1,20	2,244
BHA-DDHA330	305	51	1,50	3,409
BHA-DDHA340	405	51	1,50	4,793
BHA-DDHA350	505	51	1,50	6,414
BHA-DDHA360	605	51	1,50	8,269

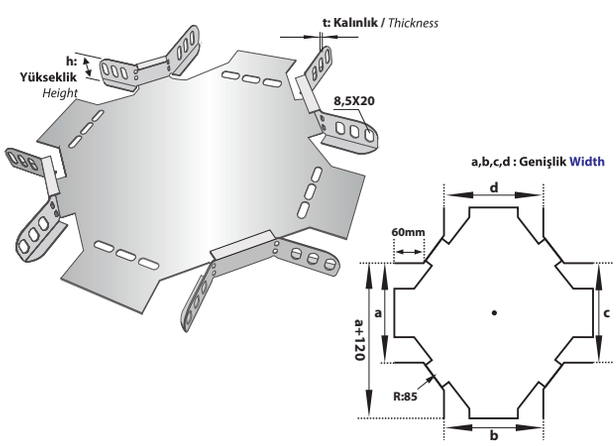

AÇIKLAMALAR / *INSTRUCTIONS :*

NOT: DÖNÜŞ MODÜLLERİNDEKİ ÖZEL UYGULAMALAR İÇİN ÖRNEK SİPARİŞ h:40mm a:300mm b:200mm c:300mm d:200mm "Dörtlü" DÖNÜŞ

NOTE: *The example order for special applications in bend modules. h:40mm. a:100mm b:200mm c:300mm d:200mm "crossing "*

AÇIKLAMALAR / *INSTRUCTIONS :* **Ekstra** / *Extra*

Tüm dönüş uygulamaları, Metrik 8 cıvata ve somun kullanımına uygundur. Belirtilen ağırlıklar kesim ağırlıklarıdır.

All the bend implementation are convenient for M8 bolt and Nut usage. The indicated weights are the weights before fabrication.

AĞIR HİZMET TİPİ 90° DÖNÜŞ ELEMANLARI
RADUS 300
HEAVY DUTY TYPE 90° BENDS

Sipariş Kodu *(Order Code)*	a, b *(mm)*	h *(mm)*	t *(mm)*	Kg/Adet *(Kg/Pcs.)*
BHA-YDHA105/300	55	51	1,50	1,268
BHA-YDHA107/300	75	51	1,50	1,418
BHA-YDHA110/300	105	51	1,50	1,662
BHA-YDHA112/300	125	51	1,50	1,836
BHA-YDHA115/300	155	51	1,50	2,213
BHA-YDHA120/300	205	51	1,50	2,658
BHA-YDHA125/300	255	51	1,50	3,320
BHA-YDHA130/300	305	51	2,00	4,606
BHA-YDHA140/300	405	51	2,00	6,459
BHA-YDHA150/300	505	51	2,00	8,625
BHA-YDHA160/300	605	51	2,00	11,106

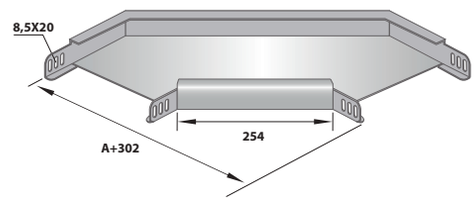

AÇIKLAMALAR / *INSTRUCTIONS :*

NOT: DÖNÜŞ MODÜLLERİNDEKİ ÖZEL UYGULAMALAR İÇİN ÖRNEK SİPARİŞ h:40mm a:100mm b:200mm "90° Yatay Dönüş"

NOTE: *The example order for special applications in bend modules. h:40mm. a:100mm b:200mm Bend 90°.*

AĞIR HİZMET TİPİ T DÖNÜŞ ELEMANLARI
RADUS 300
HEAVY DUTY TYPE TEE BRANCHES

Sipariş Kodu *(Order Code)*	a, b, c *(mm)*	h *(mm)*	t *(mm)*	Kg/Adet *(Kg/Pcs.)*
BHA-TDHA205/300	55	51	1,50	2,275
BHA-TDHA207/300	75	51	1,50	2,449
BHA-TDHA210/300	105	51	1,50	2,728
BHA-TDHA212/300	125	51	1,50	2,926
BHA-TDHA215/300	155	51	1,50	3,350
BHA-TDHA220/300	205	51	1,50	3,812
BHA-TDHA225/300	255	51	1,50	4,575
BHA-TDHA230/300	305	51	2,00	6,247
BHA-TDHA240/300	405	51	2,00	8,288
BHA-TDHA250/300	505	51	2,00	10,643
BHA-TDHA260/300	605	51	2,00	13,312

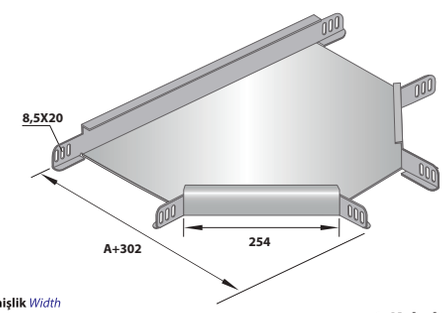

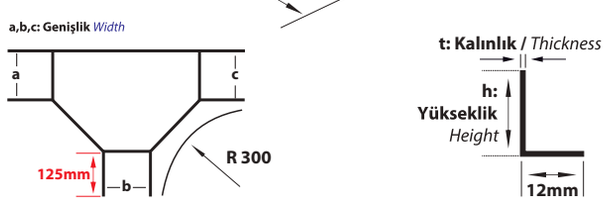

AÇIKLAMALAR / *INSTRUCTIONS :*

NOT: DÖNÜŞ MODÜLLERİNDEKİ ÖZEL UYGULAMALAR İÇİN ÖRNEK SİPARİŞ h:40mm a:300mm b:200mm c:300mm "T" DÖNÜŞ

NOTE: *The example order for special applications in bend modules. h:40mm. a:100mm b:200mm c:300mm "Tee branch".*

AĞIR HİZMET TİP DÖRTLÜ BAĞLANTILAR
RADUS 300
HEAVY DUTY TYPE CROSSINGS

Sipariş Kodu *(Order Code)*	a, b, c, d *(mm)*	h *(mm)*	t *(mm)*	Kg/Adet *(Kg/Pcs.)*
BHA-DDHA305/300	55	51	1,50	3,084
BHA-DDHA307/300	75	51	1,50	3,282
BHA-DDHA310/300	105	51	1,50	3,597
BHA-DDHA312/300	125	51	1,50	3,818
BHA-DDHA315/300	155	51	1,50	4,289
BHA-DDHA320/300	205	51	1,50	4,798
BHA-DDHA325/300	255	51	1,50	5,631
BHA-DDHA330/300	305	51	2,00	7,690
BHA-DDHA340/300	405	51	2,00	9,919
BHA-DDHA350/300	505	51	2,00	12,463
BHA-DDHA360/300	605	51	2,00	15,320

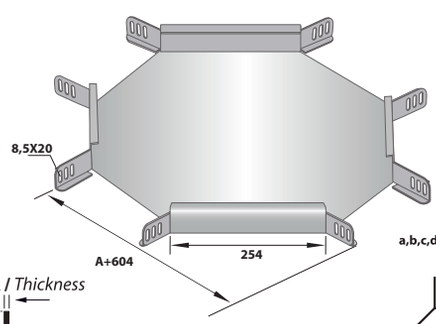

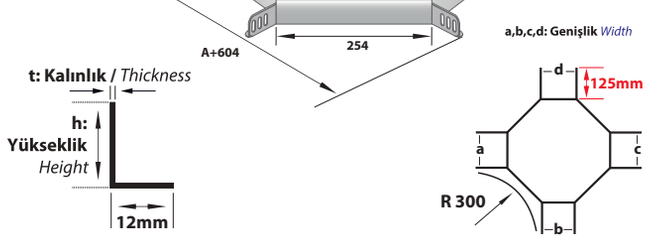

AÇIKLAMALAR / *INSTRUCTIONS :*

NOT: DÖNÜŞ MODÜLLERİNDEKİ ÖZEL UYGULAMALAR İÇİN ÖRNEK SİPARİŞ h:40mm a:300mm b:200mm c:300mm d:200mm "Dörtlü" DÖNÜŞ

NOTE: *The example order for special applications in bend modules. h:40mm. a:100mm b:200mm c:300mm d:200mm "crossing "*

AÇIKLAMALAR / *INSTRUCTIONS :* **Ekstra** / *Extra*

Tüm dönüş uygulamaları, Metrik 8 cıvata ve somun kullanımına uygundur. Belirtilen ağırlıklar kesim ağırlıklarıdır.

All the bend implementation are convenient for M8 bolt and Nut usage. The indicated weights are the weights before fabrication.

Sipariş Kodu (Order Code)	a, b (mm)	h (mm)	t (mm)	Kg/Adet (Kg/Pcs.)
BHA-YDHA105/450	55	51	1,50	1,581
BHA-YDHA107/450	75	51	1,50	1,769
BHA-YDHA110/450	105	51	1,50	2,070
BHA-YDHA112/450	125	51	1,50	2,282
BHA-YDHA115/450	155	51	1,50	2,734
BHA-YDHA120/450	205	51	1,50	3,224
BHA-YDHA125/450	255	51	1,50	4,029
BHA-YDHA130/450	305	51	2,00	5,578
BHA-YDHA140/450	405	51	2,00	7,682
BHA-YDHA150/450	505	51	2,00	10,099
BHA-YDHA160/450	605	51	2,00	12,831

AÇIKLAMALAR / *INSTRUCTIONS :*

NOT: DÖNÜŞ MODÜLLERİNDEKİ ÖZEL UYGULAMALAR İÇİN ÖRNEK SİPARİŞ h:40mm a:100mm b:200mm "90° Yatay Dönüş"

NOTE: *The example order for special applications in bend modules. h:40mm. a:100mm b:200mm Bend 90°.*

RADUS 450

AĞIR HİZMET TİPİ 90° DÖNÜŞ ELEMANLARI
HEAVY DUTY TYPE 90° BENDS

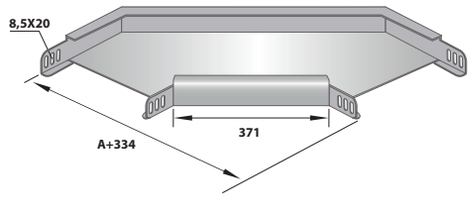

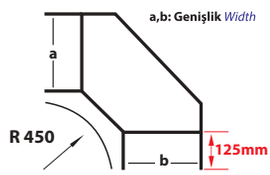

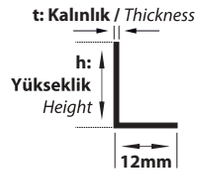

Sipariş Kodu (Order Code)	a, b, c (mm)	h (mm)	t (mm)	Kg/Adet (Kg/Pcs.)
BHA-TDHA205/450	55	51	1,50	2,048
BHA-TDHA207/450	75	51	1,50	2,278
BHA-TDHA210/450	105	51	1,50	2,642
BHA-TDHA212/450	125	51	1,50	2,897
BHA-TDHA215/450	155	51	1,50	3,434
BHA-TDHA220/450	205	51	1,50	4,008
BHA-TDHA225/450	255	51	1,50	4,941
BHA-TDHA230/450	305	51	2,00	7,146
BHA-TDHA240/450	405	51	2,00	9,564
BHA-TDHA250/450	505	51	2,00	12,296
BHA-TDHA260/450	605	51	2,00	15,341

AÇIKLAMALAR / *INSTRUCTIONS :*

NOT: DÖNÜŞ MODÜLLERİNDEKİ ÖZEL UYGULAMALAR İÇİN ÖRNEK SİPARİŞ h:40mm a:300mm b:200mm c:300mm "T" DÖNÜŞ

NOTE: *The example order for special applications in bend modules. h:40mm. a:100mm b:200mm c:300mm "Tee branch".*

RADUS 450

AĞIR HİZMET TİPİ T DÖNÜŞ ELEMANLARI
HEAVY DUTY TYPE TEE BRANCHES

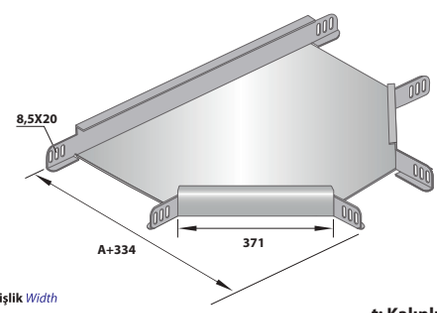

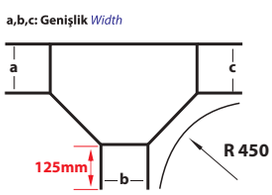

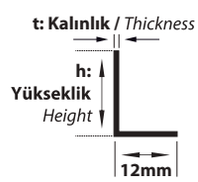

Sipariş Kodu (Order Code)	a, b, c, d (mm)	h (mm)	t (mm)	Kg/Adet (Kg/Pcs.)
BHA-DDHA305/450	55	51	1,50	4,534
BHA-DDHA307/450	75	51	1,50	4,809
BHA-DDHA310/450	105	51	1,50	5,237
BHA-DDHA312/450	125	51	1,50	5,533
BHA-DDHA315/450	155	51	1,50	6,155
BHA-DDHA320/450	205	51	1,50	6,814
BHA-DDHA325/450	255	51	1,50	7,874
BHA-DDHA330/450	305	51	2,00	10,736
BHA-DDHA340/450	405	51	2,00	13,468
BHA-DDHA350/450	505	51	2,00	16,514
BHA-DDHA360/450	605	51	2,00	19,873

RADUS 450

AĞIR HİZMET TİP DÖRTLÜ BAĞLANTILAR
HEAVY DUTY TYPE CROSSINGS

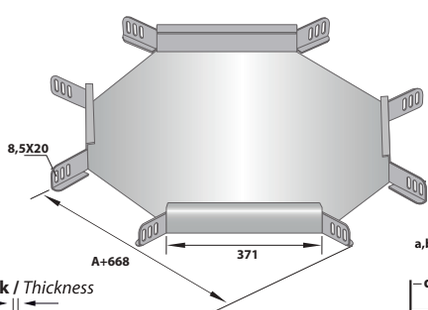

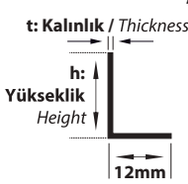

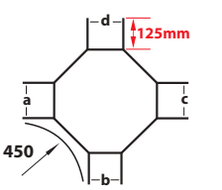

AÇIKLAMALAR / *INSTRUCTIONS :*

NOT: DÖNÜŞ MODÜLLERİNDEKİ ÖZEL UYGULAMALAR İÇİN ÖRNEK SİPARİŞ h:40mm a:300mm b:200mm c:300mm d:200mm "Dörtlü" DÖNÜŞ

NOTE: *The example order for special applications in bend modules. h:40mm. a:100mm b:200mm c:300mm d:200mm "crossing "*

AÇIKLAMALAR / *INSTRUCTIONS :* **Ekstra** / *Extra*

Tüm dönüş uygulamaları, Metrik 8 cıvata ve somun kullanımına uygundur. Belirtilen ağırlıklar kesim ağırlıklarıdır.

All the bend implementation are convenient for M8 bolt and Nut usage. The indicated weights are the weights before fabrication.

RADUS 600 — AĞIR HİZMET TİPİ 90° DÖNÜŞ ELEMANLARI / *HEAVY DUTY TYPE 90° BENDS*

Sipariş Kodu *(Order Code)*	a, b *(mm)*	h *(mm)*	t *(mm)*	Kg/Adet *(Kg/Pcs.)*
BHA-YDHA105/600	55	51	1,50	1,925
BHA-YDHA107/600	75	51	1,50	2,155
BHA-YDHA110/600	105	51	1,50	2,519
BHA-YDHA112/600	125	51	1,50	2,774
BHA-YDHA115/600	155	51	1,50	3,311
BHA-YDHA120/600	205	51	1,50	3,885
BHA-YDHA125/600	255	51	1,50	4,818
BHA-YDHA130/600	305	51	2,00	6,663
BHA-YDHA140/600	405	51	2,00	9,049
BHA-YDHA150/600	505	51	2,00	11,750
BHA-YDHA160/600	605	51	2,00	14,764

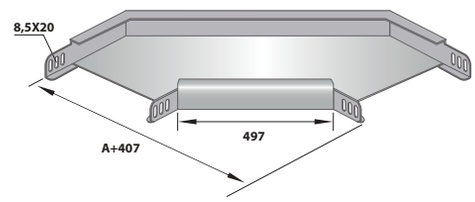

AÇIKLAMALAR / *INSTRUCTIONS :*

NOT: DÖNÜŞ MODÜLLERİNDEKİ ÖZEL UYGULAMALAR İÇİN ÖRNEK SİPARİŞ h:40mm a:100mm b:200mm "90° Yatay Dönüş"

NOTE: *The example order for special applications in bend modules. h:40mm. a:100mm b:200mm Bend 90°.*

RADUS 600 — AĞIR HİZMET TİPİ T DÖNÜŞ ELEMANLARI / *HEAVY DUTY TYPE TEE BRANCHES*

Sipariş Kodu *(Order Code)*	a, b, c *(mm)*	h *(mm)*	t *(mm)*	Kg/Adet *(Kg/Pcs.)*
BHA-TDHA205/600	55	51	1,50	4,412
BHA-TDHA207/600	75	51	1,50	4,706
BHA-TDHA210/600	105	51	1,50	5,165
BHA-TDHA212/600	125	51	1,50	5,483
BHA-TDHA215/600	155	51	1,50	6,147
BHA-TDHA220/600	205	51	1,50	6,849
BHA-TDHA225/600	255	51	1,50	7,972
BHA-TDHA230/600	305	51	2,00	10,838
BHA-TDHA240/600	405	51	2,00	13,453
BHA-TDHA250/600	505	51	2,00	16,835
BHA-TDHA260/600	605	51	2,00	20,079

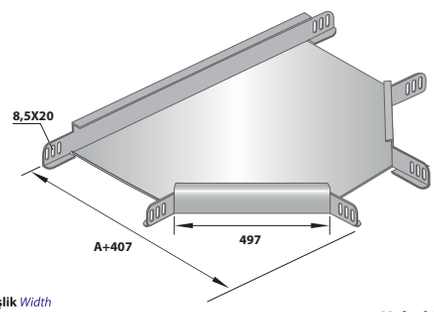

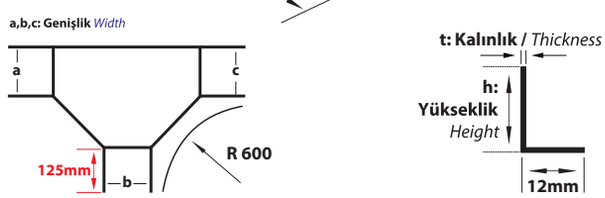

AÇIKLAMALAR / *INSTRUCTIONS :*

NOT: DÖNÜŞ MODÜLLERİNDEKİ ÖZEL UYGULAMALAR İÇİN ÖRNEK SİPARİŞ h:40mm a:300mm b:200mm c:300mm "T" DÖNÜŞ

NOTE: *The example order for special applications in bend modules. h:40mm. a:100mm b:200mm c:300mm "Tee branch".*

RADUS 600 — AĞIR HİZMET TİP DÖRTLÜ BAĞLANTILAR / *HEAVY DUTY TYPE CROSSINGS*

Sipariş Kodu *(Order Code)*	a, b, c, d *(mm)*	h *(mm)*	t *(mm)*	Kg/Adet *(Kg/Pcs.)*
BHA-DDHA305/600	55	51	1,50	6,516
BHA-DDHA307/600	75	51	1,50	6,874
BHA-DDHA310/600	105	51	1,50	7,429
BHA-DDHA312/600	125	51	1,50	7,811
BHA-DDHA315/600	155	51	1,50	8,602
BHA-DDHA320/600	205	51	1,50	9,431
BHA-DDHA325/600	255	51	1,50	10,745
BHA-DDHA330/600	305	51	2,00	14,629
BHA-DDHA340/600	405	51	2,00	17,926
BHA-DDHA350/600	505	51	2,00	21,537
BHA-DDHA360/600	605	51	2,00	25,462

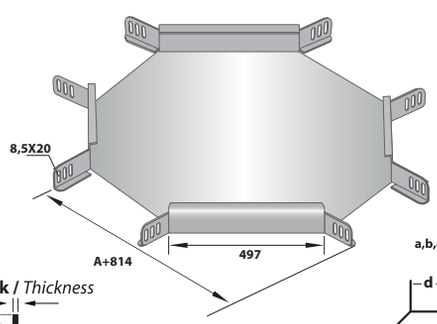

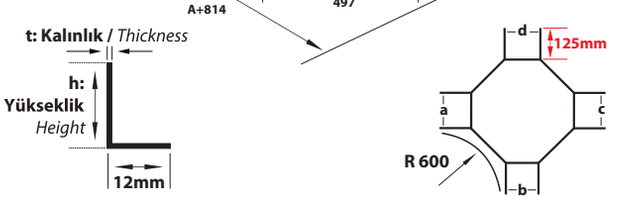

AÇIKLAMALAR / *INSTRUCTIONS :*

NOT: DÖNÜŞ MODÜLLERİNDEKİ ÖZEL UYGULAMALAR İÇİN ÖRNEK SİPARİŞ h:40mm a:300mm b:200mm c:300mm d:200mm "Dörtlü" DÖNÜŞ

NOTE: *The example order for special applications in bend modules. h:40mm. a:100mm b:200mm c:300mm d:200mm "crossing "*

AÇIKLAMALAR / *INSTRUCTIONS :* **Ekstra** / *Extra*

Tüm dönüş uygulamaları, Metrik 8 cıvata ve somun kullanımına uygundur. Belirtilen ağırlıklar kesim ağırlıklarıdır.

All the bend implementation are convenient for M8 bolt and Nut usage. The indicated weights are the weights before fabrication.

135° DÖNÜŞ ELEMANLARI
135° BENDS

Sipariş Kodu *(Order Code)*	a *(mm)*	b *(mm)*	c *(mm)*	h *(mm)*	t *(mm)*	Kg/Adet *(Kg/Pcs.)*
BHA-YDHA105/135	55	115	105	51	1,50	1,365
BHA-YDHA107/135	75	135	115	51	1,50	1,462
BHA-YDHA110/135	105	165	130	51	1,50	1,628
BHA-YDHA112/135	125	185	140	51	1,50	1,761
BHA-YDHA115/135	155	215	155	51	1,50	1,961
BHA-YDHA120/135	205	265	180	51	1,50	2,166
BHA-YDHA125/135	255	315	205	51	1,50	2,479
BHA-YDHA130/135	305	365	230	51	2,00	3,235
BHA-YDHA140/135	405	465	285	51	2,00	4,014
BHA-YDHA150/135	505	565	335	51	2,00	4,852
BHA-YDHA160/135	605	665	385	51	2,00	5,756

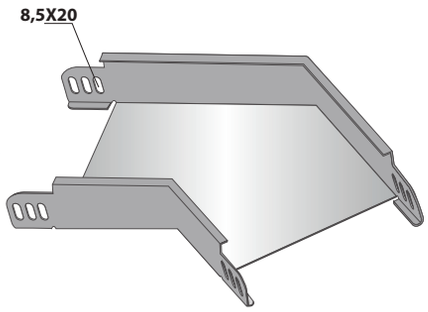

AÇIKLAMALAR / *INSTRUCTIONS :*

NOT: Lütfen siparişlerinizde 135° dönüş tipini ve sipariş kodunu belirtiniz.
Metrik 8 cıvata ve somun kullanımına uygundur. Belirtilen ağırlıklar kesim ağırlıklarıdır.

NOTE: *Please indicate the 135° Bend type and order code.*
M8 bolt and Nut usage. The indicated weights are the weights before fabrication.

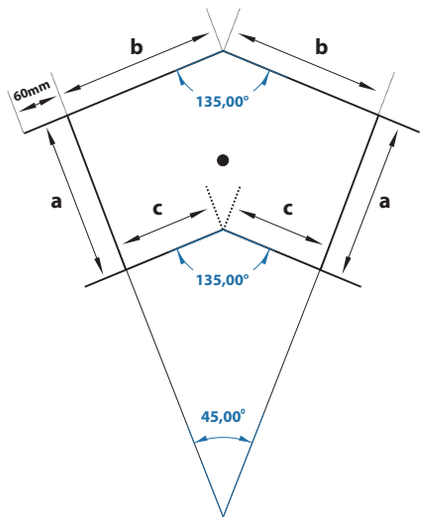

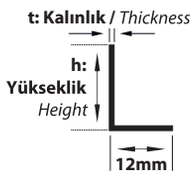

a : Genişlik *Width*
b : Dış Kenar *Periphery*
c : İç Kenar *Inner Edge*

İÇ VE DIŞ BÜKEY ELEMANLARI
VERTICAL INSIDE AND OUTSIDE BENDS

Sipariş Kodu *(Order Code)*	w *(mm)*	h *(mm)*	t *(mm)*	Kg/Adet *(Kg/Pcs.)*
BHA-BHA505	50	50	1,00	1,030
BHA-BHA507	70	50	1,00	1,156
BHA-BHA510	100	50	1,00	1,344
BHA-BHA512	120	50	1,00	1,470
BHA-BHA515	150	50	1,20	1,990
BHA-BHA520	200	50	1,20	2,366
BHA-BHA525	250	50	1,20	3,429
BHA-BHA530	300	50	1,50	3,900
BHA-BHA540	400	50	1,50	4,842
BHA-BHA550	500	50	1,50	5,784
BHA-BHA560	600	50	1,50	6,726

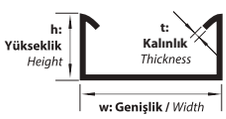

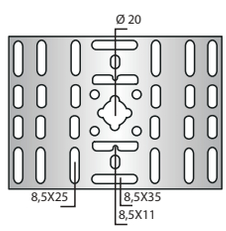

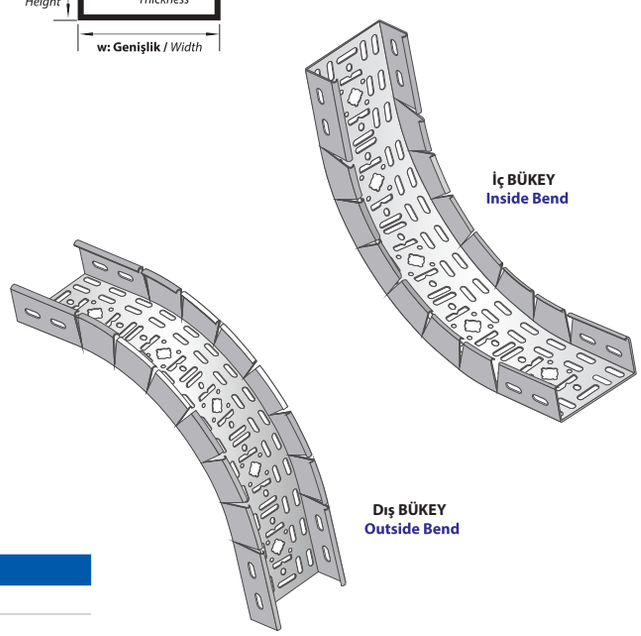

AÇIKLAMALAR / *INSTRUCTIONS :*

NOT: Lütfen siparişlerinizde bükey tipini ve sipariş kodunu belirtiniz.
! Standart uzunluk 800mm. İsteğe bağlı olarak uzunluklar değişebilir.
! Metrik 8 cıvata ve somun kullanımına uygundur. Belirtilen ağırlıklar kesim ağırlıklarıdır.

NOTE: *Please indicate the vertical adjustable inside and outside bends type and order code.*
! *Standart Length is 800mm. On request the Lengths can change.*
! *M8 bolt and Nut usage. The indicated weights are the weights before fabrication.*

Z TİPİ REDÜKSİYONLAR SOLA
SOLA / LEFT
Z TYPE REDUCERS LEFT

Sipariş Kodu *(Order Code)*	w *(mm)*	h *(mm)*	t *(mm)*	Kg/Takım *(Kg/Set)*
BHA-RZH1-50	50	50	1,50	0,210
BHA-RZH1-100	100	50	1,50	0,240
BHA-RZH1-150	150	50	1,50	0,269
BHA-RZH1-200	200	50	1,50	0,298
BHA-RZH1-250	250	50	1,50	0,328
BHA-RZH1-300	300	50	1,50	0,357

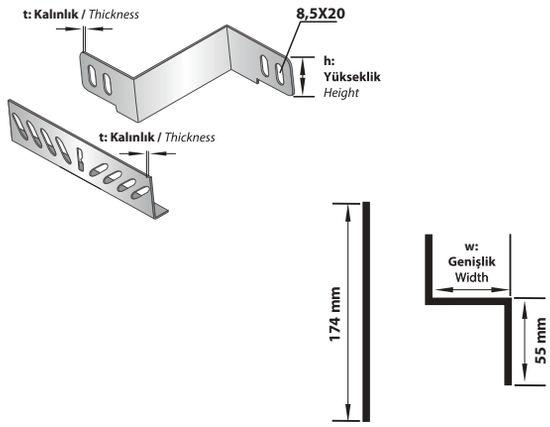

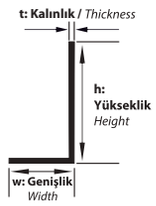

Ölçüler (Değerler) mm'dir.
Dimensions (Values) is mm.

Z TİPİ REDÜKSİYONLAR SAĞA
SAĞA / RIGHT
Z TYPE REDUCERS RIGHT

Sipariş Kodu *(Order Code)*	w *(mm)*	h *(mm)*	t *(mm)*	Kg/Takım *(Kg/Set)*
BHA-RZH1-50	50	50	1,50	0,210
BHA-RZH1-100	100	50	1,50	0,240
BHA-RZH1-150	150	50	1,50	0,269
BHA-RZH1-200	200	50	1,50	0,298
BHA-RZH1-250	250	50	1,50	0,328
BHA-RZH1-300	300	50	1,50	0,357

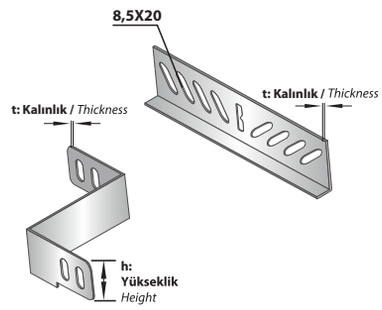

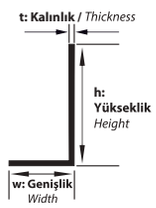

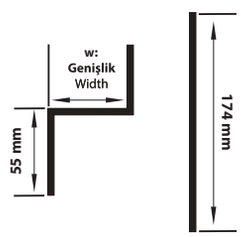

Ölçüler (Değerler) mm'dir.
Dimensions (Values) is mm.

Z TİPİ REDÜKSİYONLAR ORTADAN
ORTADAN / CENTER
Z TYPE REDUCERS CENTER

Sipariş Kodu *(Order Code)*	w *(mm)*	h *(mm)*	t *(mm)*	Kg/Takım *(Kg/Set)*
BHA-RZH2-25	25	50	1,50	0,171
BHA-RZH2-50	50	50	1,50	0,200
BHA-RZH2-100	100	50	1,50	0,259
BHA-RZH2-150	150	50	1,50	0,318
BHA-RZH2-200	200	50	1,50	0,377
BHA-RZH2-250	250	50	1,50	0,436

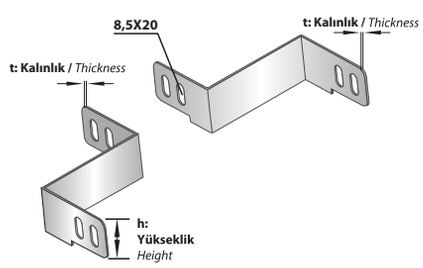

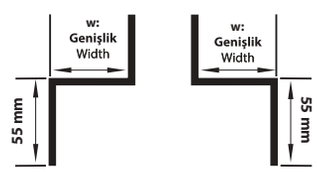

AÇIKLAMALAR / *INSTRUCTIONS :*

NOT: Lütfen siparişlerinizde redüksiyon tipini ve "w" ölçüsünü belirtiniz.
! Özel ölçüler için lütfen firmamız ile iletişime geçiniz.
! Metrik 8 cıvata ve somun kullanımına uygundur. Belirtilen ağırlıklar kesim ağırlıklarıdır.

NOTE: ***Please assert the reduction type and "w" dimension.***
! ***For special dimensions please contact our firm***
! ***M8 bolt and Nut usage. The indicated weights are the weights before fabrication.***

Sipariş Kodu (Order Code)	w (mm)	h (mm)	t (mm)	Kg/Mt (Kg/Mt)
BHA-A0560.08	50	60	0,80	1,156
BHA-A0560.10	50	60	1,00	1,444
BHA-A0560.12	50	60	1,20	1,733
BHA-A0560.15	50	60	1,50	2,167
BHA-A0560.20	50	60	2,00	2,599
BHA-A0760.08	70	60	0,80	1,281
BHA-A0760.10	70	60	1,00	1,601
BHA-A0760.12	70	60	1,20	1,922
BHA-A0760.15	70	60	1,50	2,402
BHA-A0760.20	70	60	2,00	2,882
BHA-A1060.08	100	60	0,80	1,470
BHA-A1060.10	100	60	1,00	1,837
BHA-A1060.12	100	60	1,20	2,204
BHA-A1060.15	100	60	1,50	2,755
BHA-A1060.20	100	60	2,00	3,307
BHA-A1260.08	120	60	0,80	1,595
BHA-A1260.10	120	60	1,00	1,994
BHA-A1260.12	120	60	1,20	2,393
BHA-A1260.15	120	60	1,50	2,991
BHA-A1260.20	120	60	2,00	3,589
BHA-A1560.08	150	60	0,80	1,784
BHA-A1560.10	150	60	1,00	2,229
BHA-A1560.12	150	60	1,20	2,675
BHA-A1560.15	150	60	1,50	3,344
BHA-A1560.20	150	60	2,00	4,102
BHA-A2060.08	200	60	0,80	2,098
BHA-A2060.10	200	60	1,00	2,622
BHA-A2060.12	200	60	1,20	3,146
BHA-A2060.15	200	60	1,50	3,933
BHA-A2060.20	200	60	2,00	4,720
BHA-A2060.12	250	60	1,20	3,617
BHA-A2060.15	250	60	1,50	4,522
BHA-A2060.20	250	60	2,00	5,426
BHA-A3060.12	300	60	1,20	4,088
BHA-A3060.15	300	60	1,50	5,110
BHA-A3060.20	300	60	2,00	6,132
BHA-A4060.15	400	60	1,50	6,288
BHA-A4060.20	400	60	2,00	7,545
BHA-A5060.15	500	60	1,50	7,465
BHA-A5060.20	500	60	2,00	8,959
BHA-A6060.15	600	60	1,50	8,585
BHA-A6060.20	600	60	2,00	10,372

AĞIR HİZMET TİPİ KABLO KANALLARI
HEAVY DUTY TYPE CABLE TRAYS

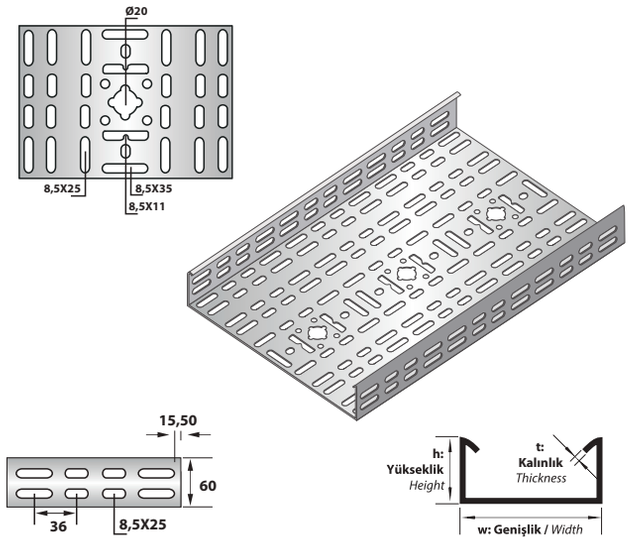

AÇIKLAMALAR / *INSTRUCTIONS :*

NOT: Standart uzunluk 2500mm. İsteğe bağlı olarak uzunluklar değişebilir.
! Delikli tip kablo kanallarında ölçü toleransı ± 3 mm.'dir.
! Belirtilen ağırlıklar kesim ağırlıklarıdır.
! Tüm kablo kanalları, Metrik 8 cıvata ve somun kullanımına uygundur.

NOTE: *Standart Length is 2500mm. On request the Lengths can change.*
! *The dimension tolerance in perforated cable trays is ±3 mm*
! *The indicated weights are the weights before fabrication.*
! *All the cable trays are convenient for M8 bolt and nut usage.*

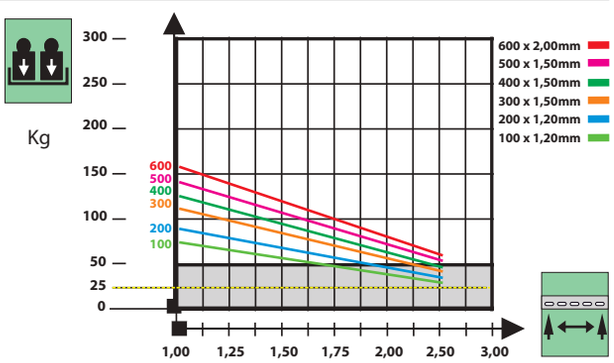

'm' Destekler Arası Mesafe
'm' Span Between Supports

Kilogram Olarak Müsade Edilen Kablo Kanalı Yükü
Cable Tray Load in Kg

Sipariş Kodu (Order Code)	w (mm)	h (mm)	t (mm)	L (mm)	Kg/Adet (Kg/Pcs.)
BHA-KN1-06.12	15	62	1,20	174	0,126

EK ELEMANI
JOINT PIECE

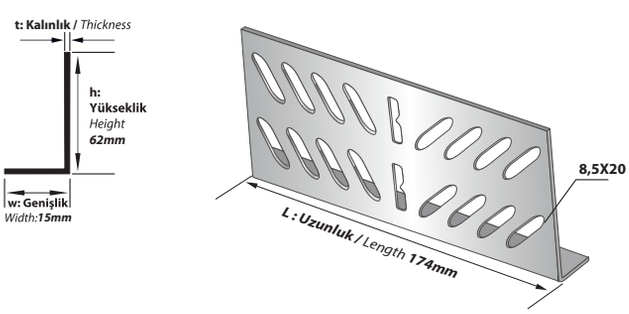

AÇIKLAMALAR / *INSTRUCTIONS :*

NOT: Tüm Ek Elemanları, Metrik 8 cıvata ve somun kullanımına uygundur.
! Belirtilen ağırlıklar kesim ağırlıklarıdır.
! 1 Adet Ek Elemanı Standartta 4 Takım M8 Cıvata Somun İle Kullanıma Uygundur.

NOTE: *All The Cable Trays are Convenient for M8 Bolt and Nut Usage.*
! *The indicated weights are the weights before fabrication.*
! *One Piece Of straight Connector is Suitable for The Usage of 4-8 set of M8 Bolt and Nut.*

AĞIR HİZMET TİPİ 90° DÖNÜŞ ELEMANLARI
HEAVY DUTY TYPE 90° BENDS

Sipariş Kodu *(Order Code)*	a, b *(mm)*	h *(mm)*	t *(mm)*	Kg/Adet *(Kg/Pcs.)*
BHA-YDEHA105	55	61	1,20	0,485
BHA-YDEHA107	75	61	1,20	0,622
BHA-YDEHA110	105	61	1,20	0,749
BHA-YDEHA112	125	61	1,20	0,865
BHA-YDEHA115	155	61	1,20	1,039
BHA-YDEHA120	205	61	1,20	1,375
BHA-YDEHA125	255	61	1,20	1,758
BHA-YDEHA130	305	61	1,50	2,736
BHA-YDEHA140	405	61	1,50	3,989
BHA-YDEHA150	505	61	1,50	5,477
BHA-YDEHA160	605	61	1,50	7,201

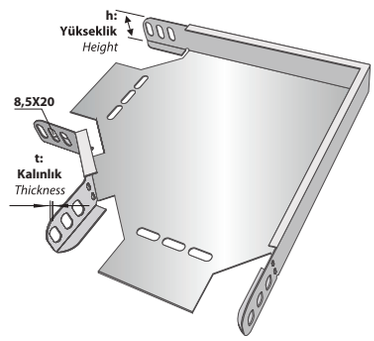

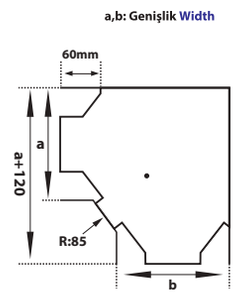

AÇIKLAMALAR / *INSTRUCTIONS :*

NOT: DÖNÜŞ MODÜLLERİNDEKİ ÖZEL UYGULAMALAR İÇİN ÖRNEK SİPARİŞ h:40mm a:100mm b:200mm "90° Yatay Dönüş"

NOTE: *The example order for special applications in bend modules. h:40mm. a:100mm b:200mm Bend 90°.*

AĞIR HİZMET TİPİ T DÖNÜŞ ELEMANLARI
HEAVY DUTY TYPE TEE-BRANCHES

Sipariş Kodu *(Order Code)*	a, b, c *(mm)*	h *(mm)*	t *(mm)*	Kg/Adet *(Kg/Pcs.)*
BHA-TDEHA205	55	61	1,20	0,624
BHA-TDEHA207	75	61	1,20	0,780
BHA-TDEHA210	105	61	1,20	0,898
BHA-TDEHA212	125	61	1,20	1,024
BHA-TDEHA215	155	61	1,20	1,214
BHA-TDEHA220	205	61	1,20	1,576
BHA-TDEHA225	255	61	1,20	1,986
BHA-TDEHA230	305	61	1,50	3,054
BHA-TDEHA240	405	61	1,50	4,373
BHA-TDEHA250	505	61	1,50	5,927
BHA-TDEHA260	605	61	1,50	7,717

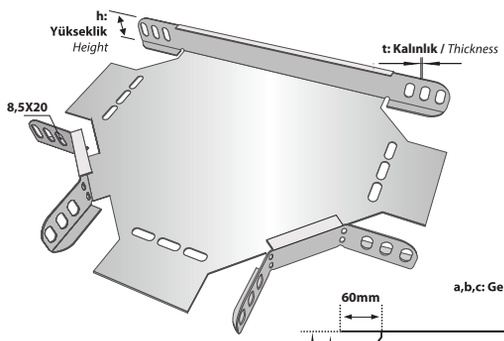

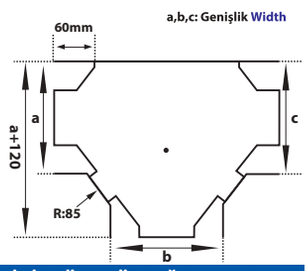

AÇIKLAMALAR / *INSTRUCTIONS :*

NOT: DÖNÜŞ MODÜLLERİNDEKİ ÖZEL UYGULAMALAR İÇİN ÖRNEK SİPARİŞ h:40mm a:300mm b:200mm c:300mm "T" DÖNÜŞ

NOTE: *The example order for special applications in bend modules. h:40mm. a:100mm b:200mm c:300mm "Tee branch".*

AĞIR HİZMET TİPİ DÖRTLÜ BAĞLANTILAR
HEAVY DUTY TYPE CROSSINGS

Sipariş Kodu *(Order Code)*	a, b, c, d *(mm)*	h *(mm)*	t *(mm)*	Kg/Adet *(Kg/Pcs.)*
BHA-DDEHA305	55	61	1,20	0,803
BHA-DDEHA307	75	61	1,20	0,977
BHA-DDEHA310	105	61	1,20	1,077
BHA-DDEHA312	125	61	1,20	1,213
BHA-DDEHA315	155	61	1,20	1,419
BHA-DDEHA320	205	61	1,20	1,775
BHA-DDEHA325	255	61	1,20	2,244
BHA-DDEHA330	305	61	1,50	3,409
BHA-DDEHA340	405	61	1,50	4,793
BHA-DDEHA350	505	61	1,50	6,414
BHA-DDEHA360	605	61	1,50	8,269

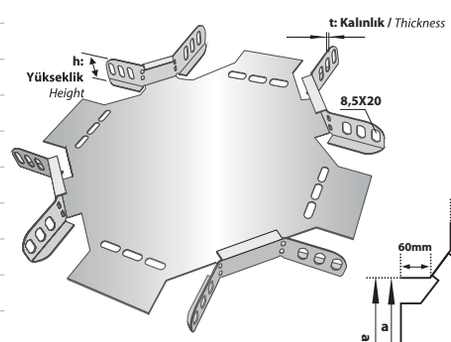

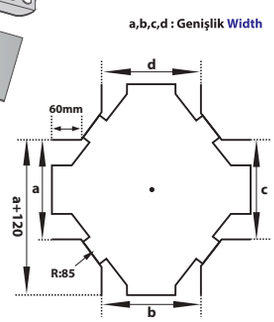

AÇIKLAMALAR / *INSTRUCTIONS :*

NOT: DÖNÜŞ MODÜLLERİNDEKİ ÖZEL UYGULAMALAR İÇİN ÖRNEK SİPARİŞ h:40mm a:300mm b:200mm c:300mm d:200mm "Dörtlü" DÖNÜŞ

NOTE: *The example order for special applications in bend modules. h:40mm. a:100mm b:200mm c:300mm d:200mm "crossing "*

AÇIKLAMALAR / *INSTRUCTIONS :* **Ekstra** / *Extra*

Tüm dönüş uygulamaları, Metrik 8 cıvata ve somun kullanımına uygundur. Belirtilen ağırlıklar kesim ağırlıklarıdır.

All the bend implementation are convenient for M8 bolt and Nut usage. The indicated weights are the weights before fabrication.

Sipariş Kodu (Order Code)	a, b (mm)	h (mm)	t (mm)	Kg/Adet (Kg/Pcs.)
BHA-YDEHA105/300	55	61	1,50	1,384
BHA-YDEHA107/300	75	61	1,50	1,551
BHA-YDEHA110/300	105	61	1,50	1,802
BHA-YDEHA112/300	125	61	1,50	1,981
BHA-YDEHA115/300	155	61	1,50	2,367
BHA-YDEHA120/300	205	61	1,50	2,791
BHA-YDEHA125/300	255	61	1,50	3,498
BHA-YDEHA130/300	305	61	2,00	4,793
BHA-YDEHA140/300	405	61	2,00	6,669
BHA-YDEHA150/300	505	61	2,00	8,860
BHA-YDEHA160/300	605	61	2,00	11,364

AÇIKLAMALAR / *INSTRUCTIONS :*

NOT: DÖNÜŞ MODÜLLERİNDEKİ ÖZEL UYGULAMALAR İÇİN ÖRNEK SİPARİŞ h:40mm a:100mm b:200mm "90° Yatay Dönüş"

NOTE: *The example order for special applications in bend modules. h:40mm. a:100mm b:200mm Bend 90°.*

RADUS 300 — AĞIR HİZMET TİPİ 90° DÖNÜŞ ELEMANLARI
HEAVY DUTY TYPE 90° BENDS

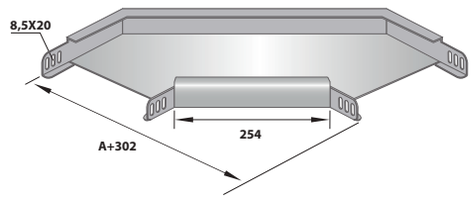

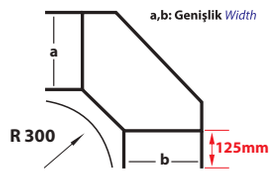

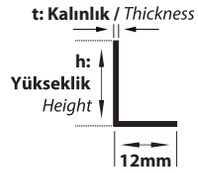

Sipariş Kodu (Order Code)	a, b, c (mm)	h (mm)	t (mm)	Kg/Adet (Kg/Pcs.)
BHA-TDEHA205/300	55	61	1,50	2,428
BHA-TDEHA207/300	75	61	1,50	2,628
BHA-TDEHA210/300	105	61	1,50	2,928
BHA-TDEHA212/300	125	61	1,50	3,128
BHA-TDEHA215/300	155	61	1,50	3,557
BHA-TDEHA220/300	205	61	1,50	4,023
BHA-TDEHA225/300	255	61	1,50	4,793
BHA-TDEHA230/300	305	61	2,00	6,470
BHA-TDEHA240/300	405	61	2,00	8,523
BHA-TDEHA250/300	505	61	2,00	10,889
BHA-TDEHA260/300	605	61	2,00	13,570

AÇIKLAMALAR / *INSTRUCTIONS :*

NOT: DÖNÜŞ MODÜLLERİNDEKİ ÖZEL UYGULAMALAR İÇİN ÖRNEK SİPARİŞ h:40mm a:300mm b:200mm c:300mm "T" DÖNÜŞ

NOTE: *The example order for special applications in bend modules. h:40mm. a:100mm b:200mm c:300mm "Tee branch".*

RADUS 300 — AĞIR HİZMET TİPİ T DÖNÜŞ ELEMANLARI
HEAVY DUTY TYPE TEE BRANCHES

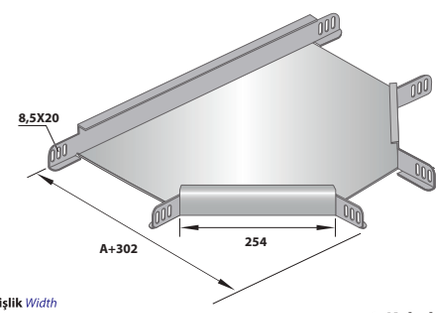

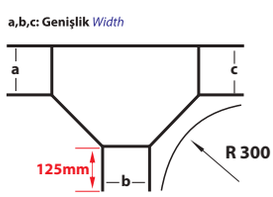

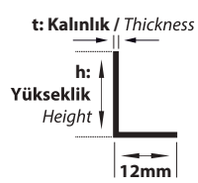

Sipariş Kodu (Order Code)	a, b, c, d (mm)	h (mm)	t (mm)	Kg/Adet (Kg/Pcs.)
BHA-DDEHA305/300	55	61	1,50	3,307
BHA-DDEHA307/300	75	61	1,50	3,516
BHA-DDEHA310/300	105	61	1,50	3,830
BHA-DDEHA312/300	125	61	1,50	4,052
BHA-DDEHA315/300	155	61	1,50	4,523
BHA-DDEHA320/300	205	61	1,50	5,031
BHA-DDEHA325/300	255	61	1,50	5,865
BHA-DDEHA330/300	305	61	2,00	7,923
BHA-DDEHA340/300	405	61	2,00	10,153
BHA-DDEHA350/300	505	61	2,00	12,696
BHA-DDEHA360/300	605	61	2,00	15,554

AÇIKLAMALAR / *INSTRUCTIONS :*

NOT: DÖNÜŞ MODÜLLERİNDEKİ ÖZEL UYGULAMALAR İÇİN ÖRNEK SİPARİŞ h:40mm a:300mm b:200mm c:300mm d:200mm "Dörtlü" DÖNÜŞ

NOTE: *The example order for special applications in bend modules. h:40mm. a:100mm b:200mm c:300mm d:200mm "crossing "*

RADUS 300 — AĞIR HİZMET TİP DÖRTLÜ BAĞLANTILAR
HEAVY DUTY TYPE CROSSINGS

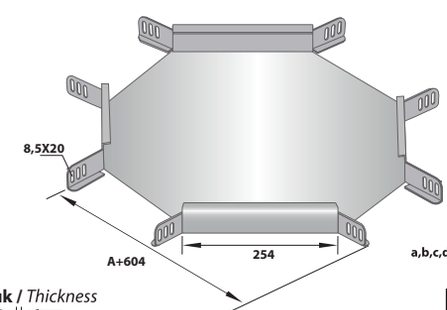

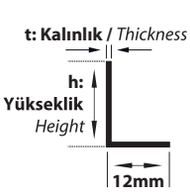

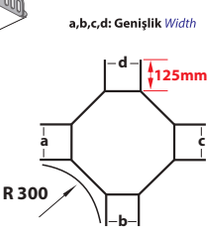

AÇIKLAMALAR / *INSTRUCTIONS :* **Ekstra** / *Extra*

Tüm dönüş uygulamaları, Metrik 8 cıvata ve somun kullanımına uygundur. Belirtilen ağırlıklar kesim ağırlıklarıdır.

All the bend implementation are convenient for M8 bolt and Nut usage. The indicated weights are the weights before fabrication.

RADUS 450 — AĞIR HİZMET TİPİ 90° DÖNÜŞ ELEMANLARI
HEAVY DUTY TYPE 90° BENDS

Sipariş Kodu *(Order Code)*	a, b *(mm)*	h *(mm)*	t *(mm)*	Kg/Adet *(Kg/Pcs.)*
BHA-YDEHA105/450	55	61	1,50	1,725
BHA-YDEHA107/450	75	61	1,50	1,930
BHA-YDEHA110/450	105	61	1,50	2,237
BHA-YDEHA112/450	125	61	1,50	2,454
BHA-YDEHA115/450	155	61	1,50	2,915
BHA-YDEHA120/450	205	61	1,50	3,415
BHA-YDEHA125/450	255	61	1,50	4,234
BHA-YDEHA130/450	305	61	2,00	5,792
BHA-YDEHA140/450	405	61	2,00	7,920
BHA-YDEHA150/450	505	61	2,00	10,361
BHA-YDEHA160/450	605	61	2,00	13,166

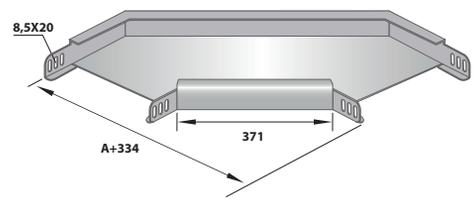

AÇIKLAMALAR / *INSTRUCTIONS :*

NOT: DÖNÜŞ MODÜLLERİNDEKİ ÖZEL UYGULAMALAR İÇİN ÖRNEK SİPARİŞ h:40mm a:100mm b:200mm "90° Yatay Dönüş"

NOTE: *The example order for special applications in bend modules. h:40mm. a:100mm b:200mm Bend 90°.*

RADUS 450 — AĞIR HİZMET TİPİ T DÖNÜŞ ELEMANLARI
HEAVY DUTY TYPE TEE BRANCHES

Sipariş Kodu *(Order Code)*	a, b, c *(mm)*	h *(mm)*	t *(mm)*	Kg/Adet *(Kg/Pcs.)*
BHA-TDEHA205/450	55	61	1,50	2,130
BHA-TDEHA207/450	75	61	1,50	2,376
BHA-TDEHA210/450	105	61	1,50	2,744
BHA-TDEHA212/450	125	61	1,50	3,000
BHA-TDEHA215/450	155	61	1,50	3,542
BHA-TDEHA220/450	205	61	1,50	4,121
BHA-TDEHA225/450	255	61	1,50	5,061
BHA-TDEHA230/450	305	61	2,00	7,271
BHA-TDEHA240/450	405	61	2,00	9,700
BHA-TDEHA250/450	505	61	2,00	12,444
BHA-TDEHA260/450	605	61	2,00	15,502

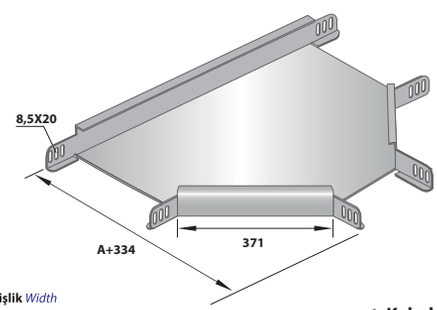

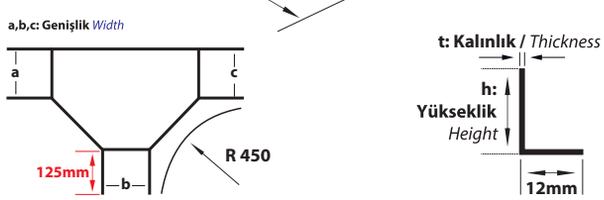

AÇIKLAMALAR / *INSTRUCTIONS :*

NOT: DÖNÜŞ MODÜLLERİNDEKİ ÖZEL UYGULAMALAR İÇİN ÖRNEK SİPARİŞ h:40mm a:300mm b:200mm c:300mm "T" DÖNÜŞ

NOTE: *The example order for special applications in bend modules. h:40mm. a:100mm b:200mm c:300mm "Tee branch".*

RADUS 450 — AĞIR HİZMET TİP DÖRTLÜ BAĞLANTILAR
HEAVY DUTY TYPE CROSSINGS

Sipariş Kodu *(Order Code)*	a, b, c, d *(mm)*	h *(mm)*	t *(mm)*	Kg/Adet *(Kg/Pcs.)*
BHA-DDEHA305/450	55	61	1,50	4,812
BHA-DDEHA307/450	75	61	1,50	5,097
BHA-DDEHA310/450	105	61	1,50	5,524
BHA-DDEHA312/450	125	61	1,50	5,821
BHA-DDEHA315/450	155	61	1,50	6,443
BHA-DDEHA320/450	205	61	1,50	7,102
BHA-DDEHA325/450	255	61	1,50	8,162
BHA-DDEHA330/450	305	61	2,00	11,024
BHA-DDEHA340/450	405	61	2,00	13,756
BHA-DDEHA350/450	505	61	2,00	16,801
BHA-DDEHA360/450	605	61	2,00	20,161

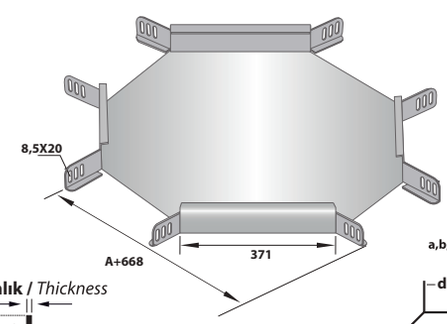

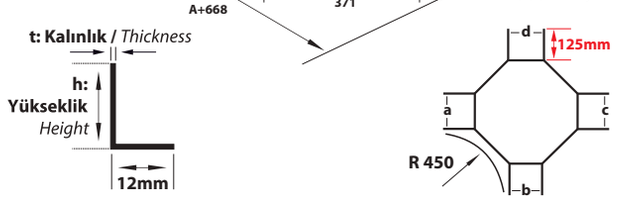

AÇIKLAMALAR / *INSTRUCTIONS :*

NOT: DÖNÜŞ MODÜLLERİNDEKİ ÖZEL UYGULAMALAR İÇİN ÖRNEK SİPARİŞ h:40mm a:300mm b:200mm c:300mm d:200mm "Dörtlü" DÖNÜŞ

NOTE: *The example order for special applications in bend modules. h:40mm. a:100mm b:200mm c:300mm d:200mm "crossing "*

AÇIKLAMALAR / *INSTRUCTIONS :* **Ekstra** / *Extra*

Tüm dönüş uygulamaları, Metrik 8 cıvata ve somun kullanımına uygundur. Belirtilen ağırlıklar kesim ağırlıklarıdır.

All the bend implementation are convenient for M8 bolt and Nut usage. The indicated weights are the weights before fabrication.

Sipariş Kodu *(Order Code)*	a, b *(mm)*	h *(mm)*	t *(mm)*	Kg/Adet *(Kg/Pcs.)*
BHA-YDEHA105/600	55	61	1,50	2,099
BHA-YDEHA107/600	75	61	1,50	2,346
BHA-YDEHA110/600	105	61	1,50	2,716
BHA-YDEHA112/600	125	61	1,50	2,976
BHA-YDEHA115/600	155	61	1,50	3,522
BHA-YDEHA120/600	205	61	1,50	4,106
BHA-YDEHA125/600	255	61	1,50	5,053
BHA-YDEHA130/600	305	61	2,00	6,907
BHA-YDEHA140/600	405	61	2,00	9,317
BHA-YDEHA150/600	505	61	2,00	13,041
BHA-YDEHA160/600	605	61	2,00	15,079

AÇIKLAMALAR / *INSTRUCTIONS :*

NOT: DÖNÜŞ MODÜLLERİNDEKİ ÖZEL UYGULAMALAR İÇİN ÖRNEK SİPARİŞ h:40mm a:100mm b:200mm "90° Yatay Dönüş"

NOTE: *The example order for special applications in bend modules. h:40mm. a:100mm b:200mm Bend 90°.*

RADUS 600 — AĞIR HİZMET TİPİ 90° DÖNÜŞ ELEMANLARI
HEAVY DUTY TYPE 90° BENDS

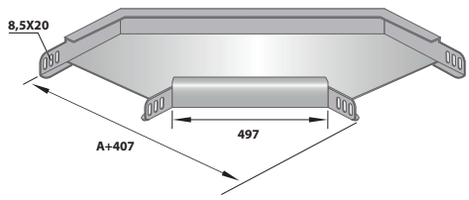

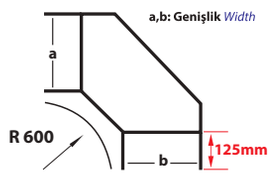

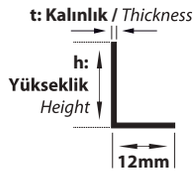

Sipariş Kodu *(Order Code)*	a, b, c *(mm)*	h *(mm)*	t *(mm)*	Kg/Adet *(Kg/Pcs.)*
BHA-TDEHA205/600	55	61	1,50	4,672
BHA-TDEHA207/600	75	61	1,50	4,988
BHA-TDEHA210/600	105	61	1,50	5,461
BHA-TDEHA212/600	125	61	1,50	5,781
BHA-TDEHA215/600	155	61	1,50	6,450
BHA-TDEHA220/600	205	61	1,50	7,157
BHA-TDEHA225/600	255	61	1,50	8,287
BHA-TDEHA230/600	305	61	2,00	11,157
BHA-TDEHA240/600	405	61	2,00	13,756
BHA-TDEHA250/600	505	61	2,00	17,178
BHA-TDEHA260/600	605	61	2,00	20,405

AÇIKLAMALAR / *INSTRUCTIONS :*

NOT: DÖNÜŞ MODÜLLERİNDEKİ ÖZEL UYGULAMALAR İÇİN ÖRNEK SİPARİŞ h:40mm a:300mm b:200mm c:300mm "T" DÖNÜŞ

NOTE: *The example order for special applications in bend modules. h:40mm. a:100mm b:200mm c:300mm "Tee branch".*

RADUS 600 — AĞIR HİZMET TİPİ T DÖNÜŞ ELEMANLARI
HEAVY DUTY TYPE TEE BRANCHES

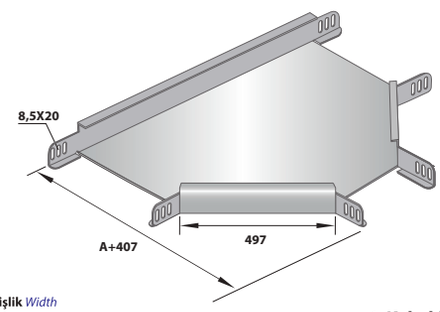

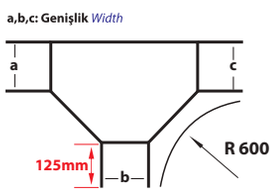

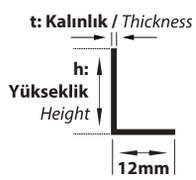

Sipariş Kodu *(Order Code)*	a, b, c, d *(mm)*	h *(mm)*	t *(mm)*	Kg/Adet *(Kg/Pcs.)*
BHA-DDEHA305/600	55	61	1,50	6,853
BHA-DDEHA307/600	75	61	1,50	7,222
BHA-DDEHA310/600	105	61	1,50	7,776
BHA-DDEHA312/600	125	61	1,50	8,158
BHA-DDEHA315/600	155	61	1,50	8,949
BHA-DDEHA320/600	205	61	1,50	9,778
BHA-DDEHA325/600	255	61	1,50	11,092
BHA-DDEHA330/600	305	61	2,00	14,976
BHA-DDEHA340/600	405	61	2,00	18,273
BHA-DDEHA350/600	505	61	2,00	21,884
BHA-DDEHA360/600	605	61	2,00	25,809

RADUS 600 — AĞIR HİZMET TİP DÖRTLÜ BAĞLANTILAR
HEAVY DUTY TYPE CROSSINGS

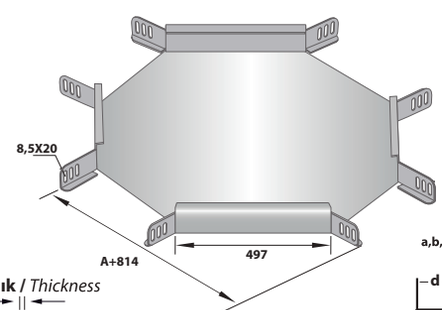

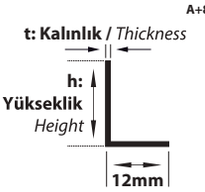

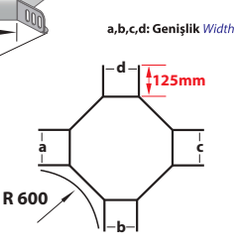

AÇIKLAMALAR / *INSTRUCTIONS :*

NOT: DÖNÜŞ MODÜLLERİNDEKİ ÖZEL UYGULAMALAR İÇİN ÖRNEK SİPARİŞ h:40mm a:300mm b:200mm c:300mm d:200mm "Dörtlü" DÖNÜŞ

NOTE: *The example order for special applications in bend modules. h:40mm. a:100mm b:200mm c:300mm d:200mm "crossing "*

AÇIKLAMALAR / *INSTRUCTIONS :* **Ekstra** / *Extra*

Tüm dönüş uygulamaları, Metrik 8 cıvata ve somun kullanımına uygundur. Belirtilen ağırlıklar kesim ağırlıklarıdır.

All the bend implementation are convenient for M8 bolt and Nut usage. The indicated weights are the weights before fabrication.

135° DÖNÜŞ ELEMANLARI
135° BENDS

Sipariş Kodu *(Order Code)*	a *(mm)*	b *(mm)*	c *(mm)*	h *(mm)*	t *(mm)*	Kg/Adet *(Kg/Pcs.)*
BHA-YDEHA105/135	55	115	105	61	1,50	1,475
BHA-YDEHA107/135	75	135	115	61	1,50	1,587
BHA-YDEHA110/135	105	165	130	61	1,50	1,755
BHA-YDEHA112/135	125	185	140	61	1,50	1,891
BHA-YDEHA115/135	155	215	155	61	1,50	2,096
BHA-YDEHA120/135	205	265	180	61	1,50	2,304
BHA-YDEHA125/135	255	315	205	61	1,50	2,621
BHA-YDEHA130/135	305	365	230	61	2,00	3,382
BHA-YDEHA140/135	405	465	285	61	2,00	4,171
BHA-YDEHA150/135	505	565	335	61	2,00	5,019
BHA-YDEHA160/135	605	665	385	61	2,00	5,932

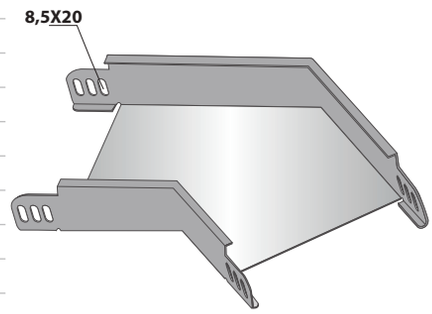

AÇIKLAMALAR / *INSTRUCTIONS :*

NOT: Lütfen siparişlerinizde 135° dönüş tipini ve sipariş kodunu belirtiniz.

! Metrik 8 cıvata ve somun kullanımına uygundur. Belirtilen ağırlıklar kesim ağırlıklarıdır.

NOTE: *Please indicate the 135° Bend type and order code.*

! *M8 bolt and Nut usage. The indicated weights are the weights before fabrication.*

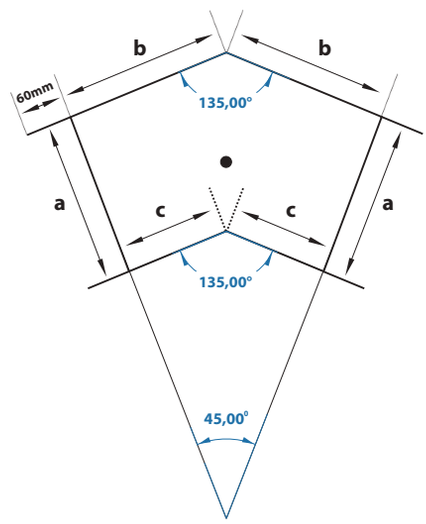

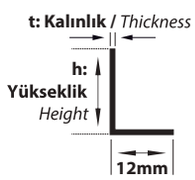

a : Genişlik *Width*
b : Dış Kenar *Periphery*
c : İç Kenar *Inner Edge*

İÇ VE DIŞ BÜKEY ELEMANLARI
VERTICAL INSIDE AND OUTSIDE BENDS

Sipariş Kodu *(Order Code)*	w *(mm)*	h *(mm)*	t *(mm)*	Kg/Adet *(Kg/Pcs.)*
BHA-BEHA505	50	60	1,00	1,156
BHA-BEHA507	70	60	1,00	1,281
BHA-BEHA510	100	60	1,00	1,460
BHA-BEHA512	120	60	1,00	1,595
BHA-BEHA515	150	60	1,20	2,140
BHA-BEHA520	200	60	1,20	2,517
BHA-BEHA525	250	60	1,20	3,617
BHA-BEHA530	300	60	1,50	4,088
BHA-BEHA540	400	60	1,50	5,030
BHA-BEHA550	500	60	1,50	5,972
BHA-BEHA560	600	60	1,50	6,914

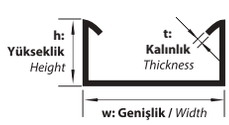

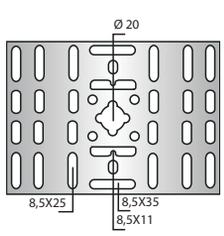

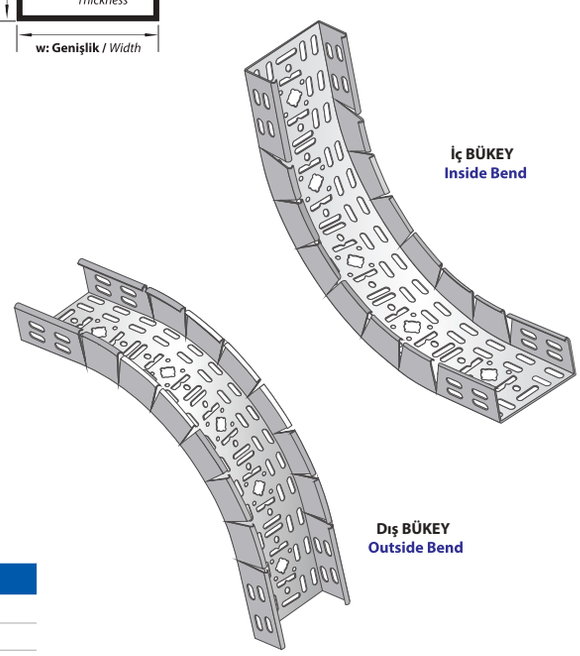

AÇIKLAMALAR / *INSTRUCTIONS :*

NOT: Lütfen siparişlerinizde bükey tipini ve sipariş kodunu belirtiniz.

! Standart uzunluk 800mm. İsteğe bağlı olarak uzunluklar değişebilir.

! Metrik 8 cıvata ve somun kullanımına uygundur. Belirtilen ağırlıklar kesim ağırlıklarıdır.

NOTE: *Please indicate the vertical adjustable inside and outside bends type and order code.*

! *Standart Length is 800mm. On request the Lengths can change.*

! *M8 bolt and Nut usage. The indicated weights are the weights before fabrication.*

Z TİPİ REDÜKSİYONLAR SOLA
SOLA / LEFT
Z TYPE REDUCERS LEFT

Sipariş Kodu (Order Code)	w (mm)	h (mm)	t (mm)	Kg/Takım (Kg/Set)
BHA-RZEH1-50	50	60	1,50	0,246
BHA-RZEH1-100	100	60	1,50	0,281
BHA-RZEH1-150	150	60	1,50	0,317
BHA-RZEH1-200	200	60	1,50	0,352
BHA-RZEH1-250	250	60	1,50	0,387
BHA-RZEH1-300	300	60	1,50	0,423

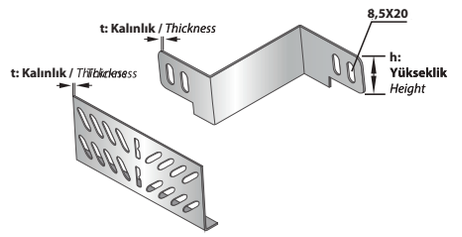

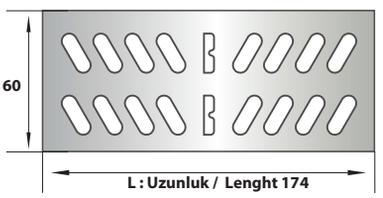

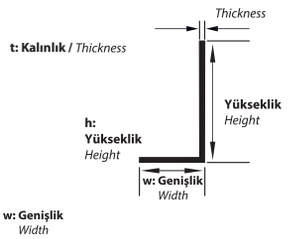

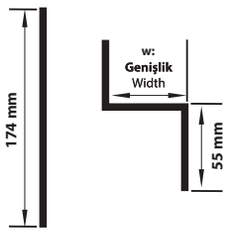

Ölçüler (Değerler) mm'dir.
Dimensions (Values) is mm.

Z TİPİ REDÜKSİYONLAR SAĞA
SAĞA / RIGHT
Z TYPE REDUCERS RIGHT

Sipariş Kodu (Order Code)	w (mm)	h (mm)	t (mm)	Kg/Takım (Kg/Set)
BHA-RZEH1-50	50	60	1,50	0,246
BHA-RZEH1-100	100	60	1,50	0,281
BHA-RZEH1-150	150	60	1,50	0,317
BHA-RZEH1-200	200	60	1,50	0,352
BHA-RZEH1-250	250	60	1,50	0,387
BHA-RZEH1-300	300	60	1,50	0,423

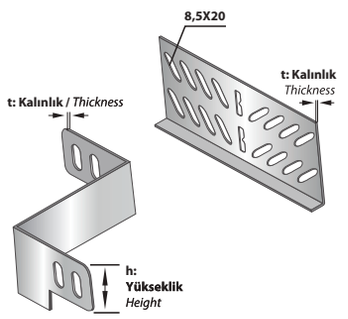

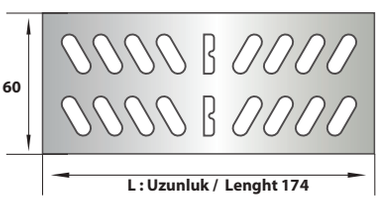

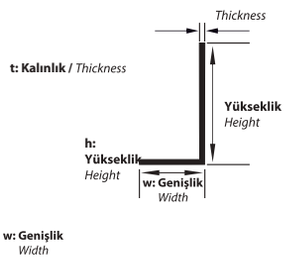

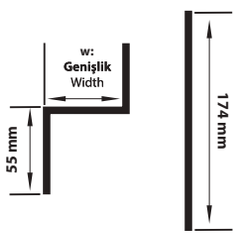

Ölçüler (Değerler) mm'dir.
Dimensions (Values) is mm.

Z TİPİ REDÜKSİYONLAR ORTADAN
ORTADAN / CENTER
Z TYPE REDUCERS CENTER

Sipariş Kodu (Order Code)	w (mm)	h (mm)	t (mm)	Kg/Takım (Kg/Set)
BHA-RZEH2-25	25	60	1,50	0,205
BHA-RZEH2-50	50	60	1,50	0,240
BHA-RZEH2-100	100	60	1,50	0,311
BHA-RZEH2-150	150	60	1,50	0,382
BHA-RZEH2-200	200	60	1,50	0,452
BHA-RZEH2-250	250	60	1,50	0,523

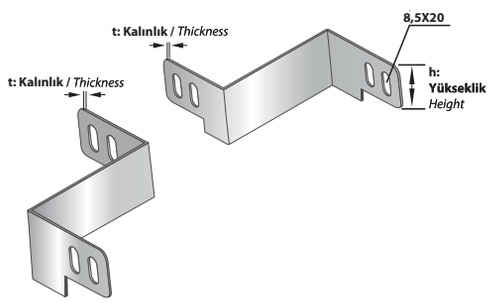

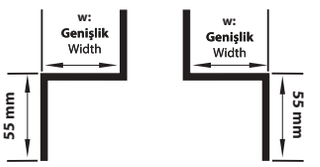

AÇIKLAMALAR / *INSTRUCTIONS :*

NOT: Lütfen siparişlerinizde redüksiyon tipini ve "w" ölçüsünü belirtiniz.
! Özel ölçüler için lütfen firmamız ile iletişime geçiniz.
! Metrik 8 cıvata ve somun kullanımına uygundur. Belirtilen ağırlıklar kesim ağırlıklarıdır.

NOTE: *Please assert the reduction type and "w" dimension.*
! *For special dimensions please contact our firm*
! *M8 bolt and Nut usage. The indicated weights are the weights before fabrication.*

Sipariş Kodu *(Order Code)*	a *(mm)*	h *(mm)*	t *(mm)*	Kg/Mt *(Kg/Mt)*
BHA-A10100.12	100	100	1,20	2,958
BHA-A10100.15	100	100	1,50	3,697
BHA-A10100.20	100	100	2,00	4,436
BHA-A12100.12	120	100	1,20	3,146
BHA-A12100.15	120	100	1,50	3,933
BHA-A12100.20	120	100	2,00	4,720
BHA-A15100.15	150	100	1,20	3,429
BHA-A15100.15	150	100	1,50	4,286
BHA-A15100.20	150	100	2,00	5,143
BHA-A20100.20	200	100	1,20	3,900
BHA-A20100.15	200	100	1,50	4,875
BHA-A20100.20	200	100	2,00	5,850
BHA-A25100.12	250	100	1,20	4,371
BHA-A25100.15	250	100	1,50	5,464
BHA-A25100.20	250	100	2,00	6,556
BHA-A30100.15	300	100	1,50	6,053
BHA-A30100.20	300	100	2,00	7,263
BHA-A40100.15	400	100	1,50	7,230
BHA-A40100.20	400	100	2,00	8,676
BHA-A50100.15	500	100	1,50	8,408
BHA-A50100.20	500	100	2,00	10,089
BHA-A60100.15	600	100	1,50	9,585
BHA-A60100.20	600	100	2,00	11,502

AĞIR HİZMET TİPİ KABLO KANALLARI
HEAVY DUTY TYPE CABLE TRAYS



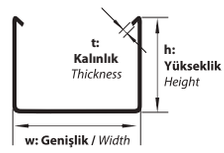

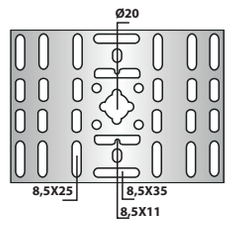

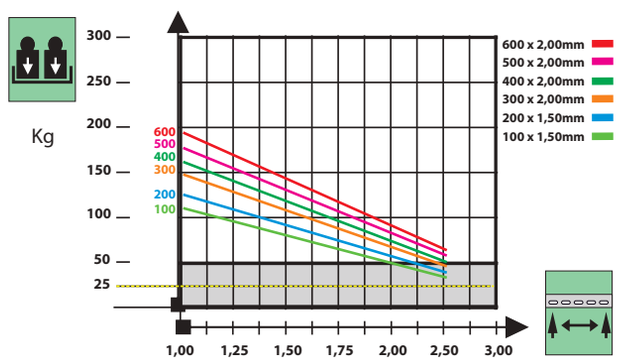

'm' Destekler Arası Mesafe
'm' Span Between Supports

Kilogram Olarak Müsade Edilen Kablo Kanalı Yükü
Cable Tray Load in Kg

AÇIKLAMALAR / *INSTRUCTIONS :*

NOT: Standart uzunluk 2500mm. İsteğe bağlı olarak uzunluklar değişebilir.
! Delikli tip kablo kanallarında ölçü toleransı ± 3 mm.'dir.
! Belirtilen ağırlıklar kesim ağırlıklarıdır.
! Tüm kablo kanalları, Metrik 8 cıvata ve somun kullanımına uygundur.

NOTE: *Standart Length is 2500mm. On request the Lengths can change.*
! *The dimension tolerance in perforated cable trays is ±3 mm*
! *The indicated weights are the weights before fabrication.*
! *All the cable trays are convenient for M8 bolt and nut usage.*

Sipariş Kodu *(Order Code)*	w *(mm)*	h *(mm)*	t *(mm)*	L *(mm)*	Kg/Adet *(Kg/Pcs.)*
BHA-A1-10.12	15	102	1,20	174	0,191

EK ELEMANI
JOINT PIECE

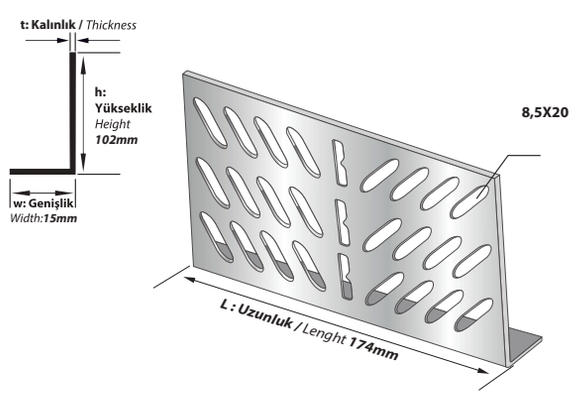

AÇIKLAMALAR / *INSTRUCTIONS :*

NOT: Tüm Ek Elemanları, Metrik 8 cıvata ve somun kullanımına uygundur.
! Belirtilen ağırlıklar kesim ağırlıklarıdır.
! 1 Adet Ek Elemanı Standartta 8-12 Takım M8 Cıvata Somun İle Kullanıma Uygundur.

NOTE: *All The Cable Trays are Convenient for M8 Bolt and Nut Usage.*
! *The indicated weights are the weights before fabrication.*
! *One Piece Of straight Connector is Suitable for The Usage of 4-12 set of M8 Bolt and Nut.*

AĞIR HİZMET TİPİ 90° DÖNÜŞ ELEMANLARI
HEAVY DUTY TYPE 90° BENDS

Sipariş Kodu (Order Code)	a, b (mm)	h (mm)	t (mm)	Kg/Adet (Kg/Pcs.)
BHA-YDEA110	105	105	1,50	1,597
BHA-YDEA112	125	105	1,50	1,733
BHA-YDEA115	155	105	1,50	2,116
BHA-YDEA120	205	105	1,50	2,374
BHA-YDEA125	255	105	1,50	2,851
BHA-YDEA130	305	105	1,50	3,386
BHA-YDEA140	405	105	2,00	5,562
BHA-YDEA150	505	105	2,00	7,342
BHA-YDEA160	605	105	2,00	9,405

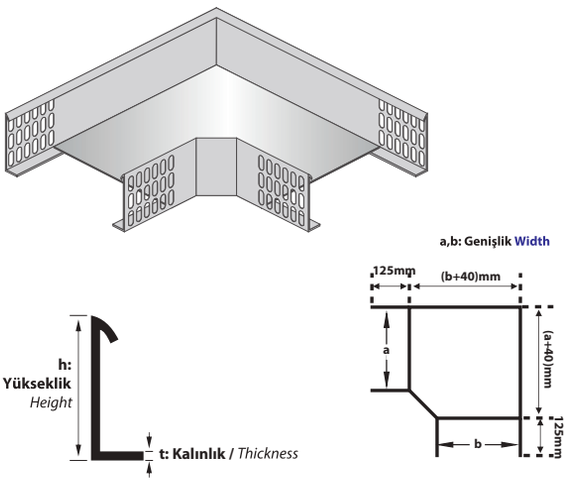

AÇIKLAMALAR / *INSTRUCTIONS :*

NOT: DÖNÜŞ MODÜLLERİNDEKİ ÖZEL UYGULAMALAR İÇİN ÖRNEK SİPARİŞ h:40mm a:100mm b:200mm "90° Yatay Dönüş"

NOTE: *The example order for special applications in bend modules. h:40mm. a:100mm b:200mm Bend 90°.*

AĞIR HİZMET TİPİ T DÖNÜŞ ELEMANLARI
HEAVY DUTY TYPE TEE-BRANCHES

Sipariş Kodu (Order Code)	a, b, c (mm)	h (mm)	t (mm)	Kg/Adet (Kg/Pcs.)
BHA-TDEA210	105	105	1,50	2,328
BHA-TDEA212	125	105	1,50	2,476
BHA-TDEA215	155	105	1,50	2,775
BHA-TDEA220	205	105	1,50	3,164
BHA-TDEA225	255	105	1,50	3,670
BHA-TDEA230	305	105	1,50	4,235
BHA-TDEA240	405	105	2,00	6,651
BHA-TDEA250	505	105	2,00	8,502
BHA-TDEA260	605	105	2,00	10,636

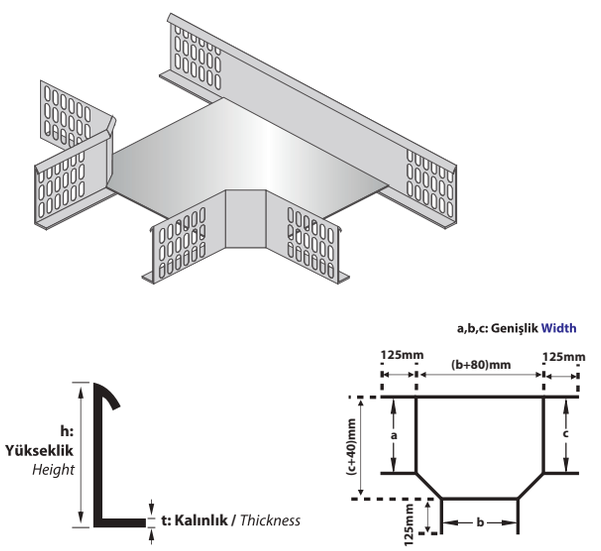

AÇIKLAMALAR / *INSTRUCTIONS :*

NOT: DÖNÜŞ MODÜLLERİNDEKİ ÖZEL UYGULAMALAR İÇİN ÖRNEK SİPARİŞ h:40mm a:300mm b:200mm c:300mm "T" DÖNÜŞ

NOTE: *The example order for special applications in bend modules. h:40mm. a:100mm b:200mm c:300mm "Tee branch".*

AĞIR HİZMET TİPİ DÖRTLÜ BAĞLANTILAR
HEAVY DUTY TYPE CROSSINGS

Sipariş Kodu (Order Code)	a, b, c, d (mm)	h (mm)	t (mm)	Kg/Adet (Kg/Pcs.)
BHA-DDEA310	105	105	1,50	2,430
BHA-DDEA312	125	105	1,50	2,529
BHA-DDEA315	155	105	1,50	2,695
BHA-DDEA320	205	105	1,50	3,019
BHA-DDEA325	255	105	1,50	3,402
BHA-DDEA330	305	105	1,50	3,843
BHA-DDEA340	405	105	2,00	5,884
BHA-DDEA350	505	105	2,00	7,438
BHA-DDEA360	605	105	2,00	9,275

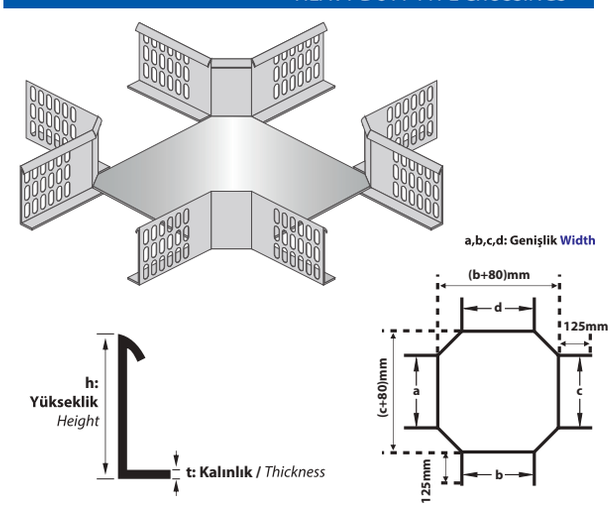

AÇIKLAMALAR / *INSTRUCTIONS :*

NOT: DÖNÜŞ MODÜLLERİNDEKİ ÖZEL UYGULAMALAR İÇİN ÖRNEK SİPARİŞ h:40mm a:300mm b:200mm c:300mm d:200mm "Dörtlü" DÖNÜŞ

NOTE: *The example order for special applications in bend modules. h:40mm. a:100mm b:200mm c:300mm d:200mm "crossing "*

AÇIKLAMALAR / *INSTRUCTIONS :* **Ekstra** / *Extra*

Tüm dönüş uygulamaları, Metrik 8 cıvata ve somun kullanımına uygundur. Belirtilen ağırlıklar kesim ağırlıklarıdır.

All the bend implementation are convenient for M8 bolt and Nut usage. The indicated weights are the weights before fabrication.

Sipariş Kodu *(Order Code)*	a, b *(mm)*	h *(mm)*	t *(mm)*	Kg/Adet *(Kg/Pcs.)*
BHA-YDEA110/300	105	105	1,50	2,363
BHA-YDEA112/300	125	105	1,50	2,561
BHA-YDEA115/300	155	105	1,50	2,984
BHA-YDEA120/300	205	105	1,50	3,446
BHA-YDEA125/300	255	105	1,50	4,209
BHA-YDEA130/300	305	105	1,50	5,542
BHA-YDEA140/300	405	105	1,50	7,513
BHA-YDEA150/300	505	105	1,50	9,797
BHA-YDEA160/300	605	105	1,50	12,395

AÇIKLAMALAR / *INSTRUCTIONS :*

NOT: DÖNÜŞ MODÜLLERİNDEKİ ÖZEL UYGULAMALAR İÇİN ÖRNEK SİPARİŞ h:40mm a:100mm b:200mm "90° Yatay Dönüş"

NOTE: *The example order for special applications in bend modules. h:40mm. a:100mm b:200mm Bend 90°.*

RADUS 300 AĞIR HİZMET TİPİ 90° DÖNÜŞ ELEMANLARI
HEAVY DUTY TYPE 90° BENDS

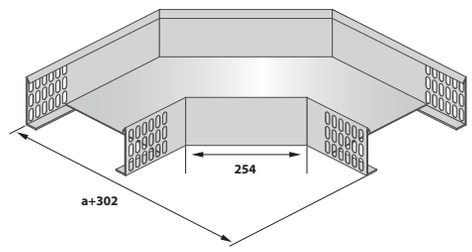

Sipariş Kodu *(Order Code)*	a, b, c *(mm)*	h *(mm)*	t *(mm)*	Kg/Adet *(Kg/Pcs.)*
BHA-TDEA210/300	105	105	1,50	3,725
BHA-TDEA212/300	125	105	1,50	3,934
BHA-TDEA215/300	155	105	1,50	4,382
BHA-TDEA220/300	205	105	1,50	4,867
BHA-TDEA225/300	255	105	1,50	5,665
BHA-TDEA230/300	305	105	1,50	7,361
BHA-TDEA240/300	405	105	1,50	9,461
BHA-TDEA250/300	505	105	1,50	11,875
BHA-TDEA260/300	605	105	1,50	14,603

AÇIKLAMALAR / *INSTRUCTIONS :*

NOT: DÖNÜŞ MODÜLLERİNDEKİ ÖZEL UYGULAMALAR İÇİN ÖRNEK SİPARİŞ h:40mm a:300mm b:200mm c:300mm "T" DÖNÜŞ

NOTE: *The example order for special applications in bend modules. h:40mm. a:100mm b:200mm c:300mm "Tee branch".*

RADUS 300 AĞIR HİZMET TİPİ T DÖNÜŞ ELEMANLARI
HEAVY DUTY TYPE TEE BRANCHES

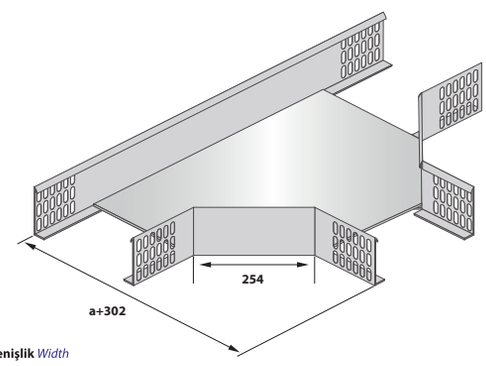

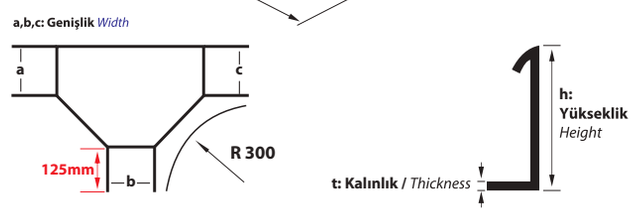

Sipariş Kodu *(Order Code)*	a, b, c, d *(mm)*	h *(mm)*	t *(mm)*	Kg/Adet *(Kg/Pcs.)*
BHA-DDEA310/300	105	105	1,50	4,765
BHA-DDEA312/300	125	105	1,50	4,986
BHA-DDEA315/300	155	105	1,50	5,457
BHA-DDEA320/300	205	105	1,50	5,966
BHA-DDEA325/300	255	105	1,50	6,799
BHA-DDEA330/300	305	105	1,50	8,858
BHA-DDEA340/300	405	105	1,50	11,087
BHA-DDEA350/300	505	105	1,50	13,631
BHA-DDEA360/300	605	105	1,50	16,488

AÇIKLAMALAR / *INSTRUCTIONS :*

NOT: DÖNÜŞ MODÜLLERİNDEKİ ÖZEL UYGULAMALAR İÇİN ÖRNEK SİPARİŞ h:40mm a:300mm b:200mm c:300mm d:200mm "Dörtlü" DÖNÜŞ

NOTE: *The example order for special applications in bend modules. h:40mm. a:100mm b:200mm c:300mm d:200mm "crossing "*

RADUS 300 AĞIR HİZMET TİP DÖRTLÜ BAĞLANTILAR
HEAVY DUTY TYPE CROSSINGS

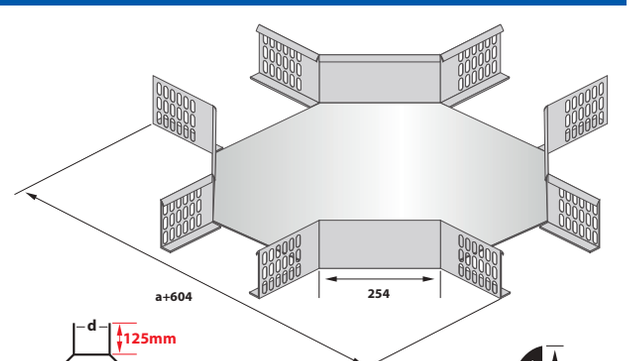

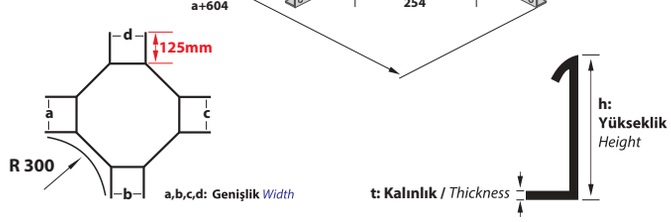

AÇIKLAMALAR / *INSTRUCTIONS :* **Ekstra** / *Extra*

Tüm dönüş uygulamaları, Metrik 8 cıvata ve somun kullanımına uygundur. Belirtilen ağırlıklar kesim ağırlıklarıdır.

All the bend implementation are convenient for M8 bolt and Nut usage. The indicated weights are the weights before fabrication.

AĞIR HİZMET TİPİ 90° DÖNÜŞ ELEMANLARI
HEAVY DUTY TYPE 90° BENDS

RADUS 450

Sipariş Kodu *(Order Code)*	a, b *(mm)*	h *(mm)*	t *(mm)*	Kg/Adet *(Kg/Pcs.)*
BHA-YDEA110/450	105	105	1,50	2,907
BHA-YDEA112/450	125	105	1,50	3,147
BHA-YDEA115/450	155	105	1,50	3,642
BHA-YDEA120/450	205	105	1,50	4,168
BHA-YDEA125/450	255	105	1,50	5,055
BHA-YDEA130/450	305	105	1,50	6,651
BHA-YDEA140/450	405	105	1,50	8,872
BHA-YDEA150/450	505	105	1,50	11,408
BHA-YDEA160/450	605	105	1,50	14,257

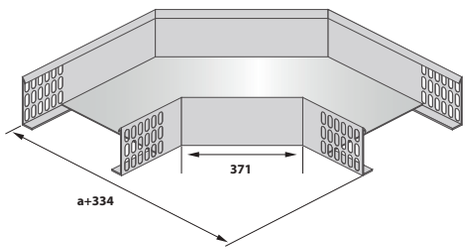

AÇIKLAMALAR / *INSTRUCTIONS :*

NOT: DÖNÜŞ MODÜLLERİNDEKİ ÖZEL UYGULAMALAR İÇİN ÖRNEK SİPARİŞ h:40mm a:100mm b:200mm "90° Yatay Dönüş"

NOTE: *The example order for special applications in bend modules. h:40mm. a:100mm b:200mm Bend 90°.*

AĞIR HİZMET TİPİ T DÖNÜŞ ELEMANLARI
HEAVY DUTY TYPE TEE-BRANCHES

RADUS 450

Sipariş Kodu *(Order Code)*	a, b, c *(mm)*	h *(mm)*	t *(mm)*	Kg/Adet *(Kg/Pcs.)*
BHA-TDEA210/450	105	105	1,50	3,149
BHA-TDEA212/450	125	105	1,50	3,415
BHA-TDEA215/450	155	105	1,50	3,975
BHA-TDEA220/450	205	105	1,50	4,573
BHA-TDEA225/450	255	105	1,50	5,541
BHA-TDEA230/450	305	105	1,50	7,770
BHA-TDEA240/450	405	105	1,50	10,247
BHA-TDEA250/450	505	105	1,50	13,037
BHA-TDEA260/450	605	105	1,50	10,642

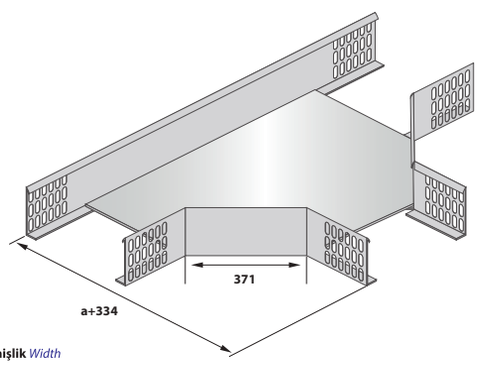

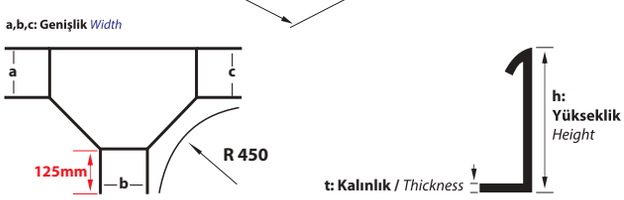

AÇIKLAMALAR / *INSTRUCTIONS :*

NOT: DÖNÜŞ MODÜLLERİNDEKİ ÖZEL UYGULAMALAR İÇİN ÖRNEK SİPARİŞ h:40mm a:300mm b:200mm c:300mm "T" DÖNÜŞ

NOTE: *The example order for special applications in bend modules. h:40mm. a:100mm b:200mm c:300mm "Tee branch".*

AĞIR HİZMET TİPİ DÖRTLÜ BAĞLANTILAR
HEAVY DUTY TYPE CROSSINGS

RADUS 450

Sipariş Kodu *(Order Code)*	a, b, c, d *(mm)*	h *(mm)*	t *(mm)*	Kg/Adet *(Kg/Pcs.)*
BHA-DDEA310/450	105	105	1,50	6,675
BHA-DDEA312/450	125	105	1,50	6,972
BHA-DDEA315/450	155	105	1,50	7,594
BHA-DDEA320/450	205	105	1,50	8,253
BHA-DDEA325/450	255	105	1,50	9,313
BHA-DDEA330/450	305	105	1,50	12,175
BHA-DDEA340/450	405	105	1,50	14,907
BHA-DDEA350/450	505	105	1,50	17,952
BHA-DDEA360/450	605	105	1,50	21,312

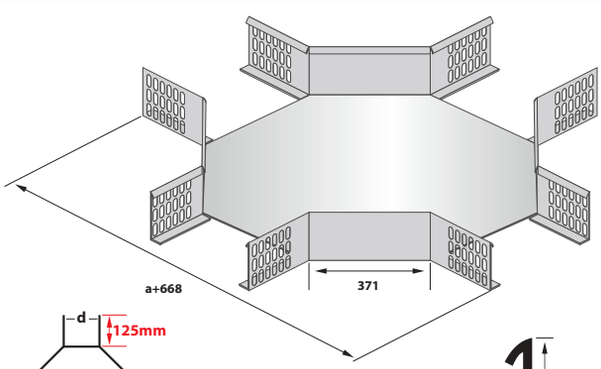

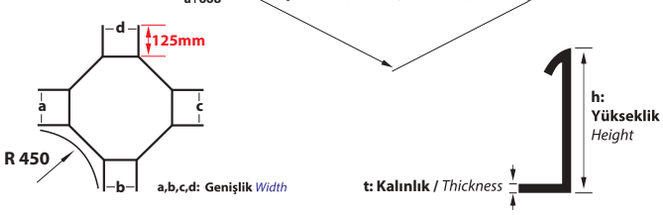

AÇIKLAMALAR / *INSTRUCTIONS :*

NOT: DÖNÜŞ MODÜLLERİNDEKİ ÖZEL UYGULAMALAR İÇİN ÖRNEK SİPARİŞ h:40mm a:300mm b:200mm c:300mm d:200mm "Dörtlü" DÖNÜŞ

NOTE: *The example order for special applications in bend modules. h:40mm. a:100mm b:200mm c:300mm d:200mm "crossing "*

AÇIKLAMALAR / *INSTRUCTIONS :* **Ekstra** / *Extra*

Tüm dönüş uygulamaları, Metrik 8 cıvata ve somun kullanımına uygundur. Belirtilen ağırlıklar kesim ağırlıklarıdır.

All the bend implementation are convenient for M8 bolt and Nut usage. The indicated weights are the weights before fabrication.

AĞIR HİZMET TİPİ 90° DÖNÜŞ ELEMANLARI
RADUS 600
HEAVY DUTY TYPE 90° BENDS

Sipariş Kodu *(Order Code)*	a, b *(mm)*	h *(mm)*	t *(mm)*	Kg/Adet *(Kg/Pcs.)*
BHA-YDEA110/600	105	105	1,50	3,505
BHA-YDEA112/600	125	105	1,50	3,783
BHA-YDEA115/600	155	105	1,50	4,367
BHA-YDEA120/600	205	105	1,50	4,989
BHA-YDEA125/600	255	105	1,50	5,992
BHA-YDEA130/600	305	105	1,50	7,884
BHA-YDEA140/600	405	105	1,50	10,388
BHA-YDEA150/600	505	105	1,50	13,206
BHA-YDEA160/600	605	105	1,50	16,338

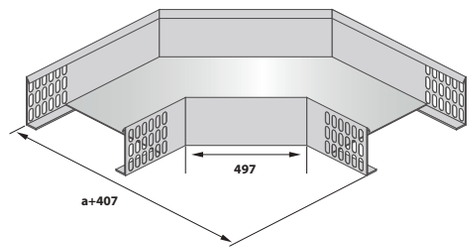

AÇIKLAMALAR / *INSTRUCTIONS :*

NOT: DÖNÜŞ MODÜLLERİNDEKİ ÖZEL UYGULAMALAR İÇİN ÖRNEK SİPARİŞ h:40mm a:100mm b:200mm "90° Yatay Dönüş"

NOTE: *The example order for special applications in bend modules. h:40mm. a:100mm b:200mm Bend 90°.*

AĞIR HİZMET TİPİ T DÖNÜŞ ELEMANLARI
RADUS 600
HEAVY DUTY TYPE TEE BRANCHES

Sipariş Kodu *(Order Code)*	a, b, c *(mm)*	h *(mm)*	t *(mm)*	Kg/Adet *(Kg/Pcs.)*
BHA-TDEA210/600	105	105	1,50	6,645
BHA-TDEA212/600	125	105	1,50	6,975
BHA-TDEA215/600	155	105	1,50	7,663
BHA-TDEA220/600	205	105	1,50	8,388
BHA-TDEA225/600	255	105	1,50	9,547
BHA-TDEA230/600	305	105	1,50	12,435
BHA-TDEA240/600	405	105	1,50	14,969
BHA-TDEA250/600	505	105	1,50	18,551
BHA-TDEA260/600	605	105	1,50	21,712

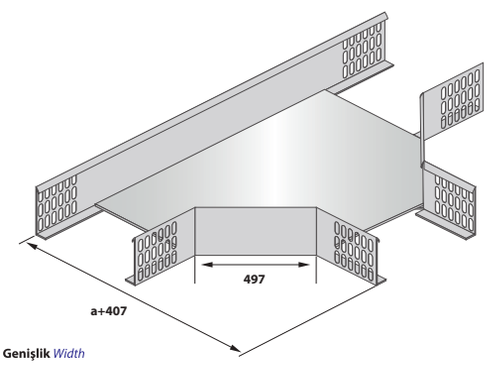

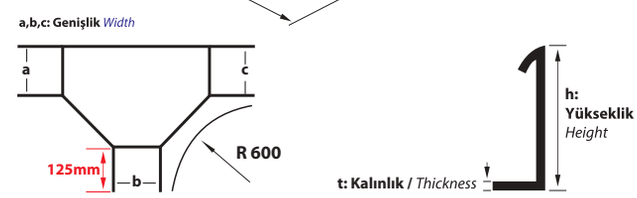

AÇIKLAMALAR / *INSTRUCTIONS :*

NOT: DÖNÜŞ MODÜLLERİNDEKİ ÖZEL UYGULAMALAR İÇİN ÖRNEK SİPARİŞ h:40mm a:300mm b:200mm c:300mm "T" DÖNÜŞ

NOTE: *The example order for special applications in bend modules. h:40mm. a:100mm b:200mm c:300mm "Tee branch".*

AĞIR HİZMET TİP DÖRTLÜ BAĞLANTILAR
RADUS 600
HEAVY DUTY TYPE CROSSINGS

Sipariş Kodu *(Order Code)*	a, b, c, d *(mm)*	h *(mm)*	t *(mm)*	Kg/Adet *(Kg/Pcs.)*
BHA-DDEA310/600	105	105	1,50	9,165
BHA-DDEA312/600	125	105	1,50	9,546
BHA-DDEA315/600	155	105	1,50	10,337
BHA-DDEA320/600	205	105	1,50	11,166
BHA-DDEA325/600	255	105	1,50	12,480
BHA-DDEA330/600	305	105	1,50	16,365
BHA-DDEA340/600	405	105	1,50	19,662
BHA-DDEA350/600	505	105	1,50	23,273
BHA-DDEA360/600	605	105	1,50	27,198

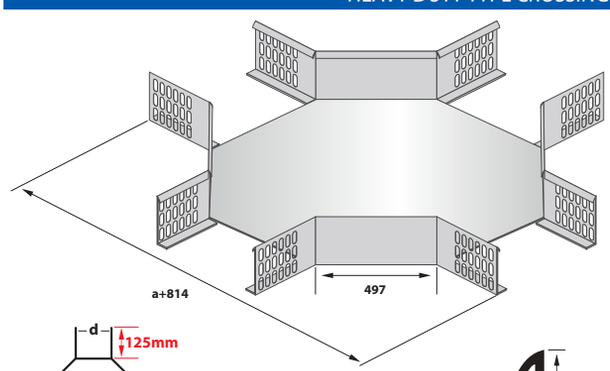

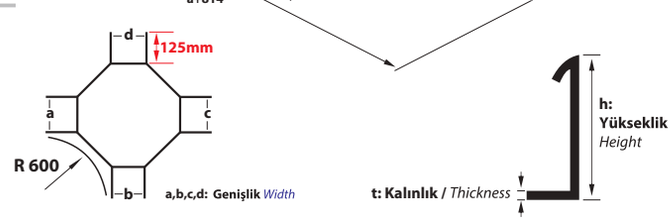

AÇIKLAMALAR / *INSTRUCTIONS :*

NOT: DÖNÜŞ MODÜLLERİNDEKİ ÖZEL UYGULAMALAR İÇİN ÖRNEK SİPARİŞ h:40mm a:300mm b:200mm c:300mm d:200mm "Dörtlü" DÖNÜŞ

NOTE: *The example order for special applications in bend modules. h:40mm. a:100mm b:200mm c:300mm d:200mm "crossing "*

AÇIKLAMALAR / *INSTRUCTIONS :* **Ekstra** / *Extra*

Tüm dönüş uygulamaları, Metrik 8 cıvata ve somun kullanımına uygundur. Belirtilen ağırlıklar kesim ağırlıklarıdır.

All the bend implementation are convenient for M8 bolt and Nut usage. The indicated weights are the weights before fabrication.

Sipariş Kodu (Order Code)	a (mm)	b (mm)	c (mm)	h (mm)	t (mm)	Kg/Adet (Kg/Pcs.)
BHA-YDEA110/135	105	165	130	105	1,50	2,265
BHA-YDEA112/135	125	185	140	105	1,50	2,410
BHA-YDEA115/135	155	215	155	105	1,50	2,634
BHA-YDEA120/135	205	265	180	105	1,50	2,853
BHA-YDEA125/135	255	315	205	105	1,50	3,190
BHA-YDEA130/135	305	365	230	105	1,50	3,970
BHA-YDEA140/135	405	465	285	105	1,50	4,798
BHA-YDEA150/135	505	565	335	105	1,50	5,685
BHA-YDEA160/135	605	665	385	105	1,50	6,638

135° DÖNÜŞ ELEMANLARI
135° BENDS

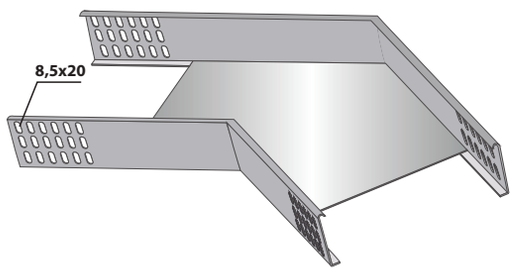

AÇIKLAMALAR / *INSTRUCTIONS :*

NOT: Lütfen siparişlerinizde 135° dönüş tipini ve sipariş kodunu belirtiniz.

! Metrik 8 cıvata ve somun kullanımına uygundur. Belirtilen ağırlıklar kesim ağırlıklarıdır.

NOTE: *Please indicate the 135° Bend type and order code.*

! *M8 bolt and Nut usage. The indicated weights are the weights before fabrication.*

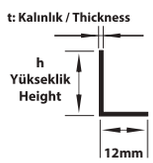

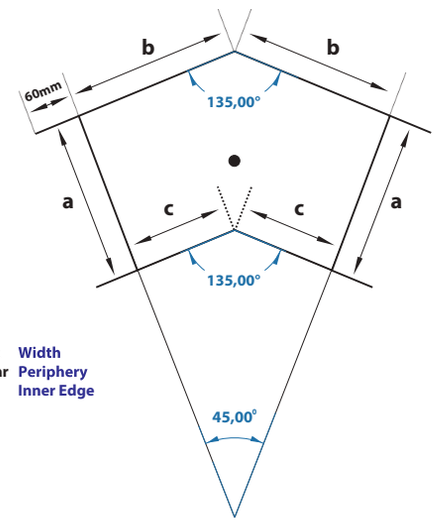

a : Genişlik Width
b : Dış Kenar Periphery
c : İç Kenar Inner Edge

Sipariş Kodu (Order Code)	w (mm)	h (mm)	t (mm)	Kg/Adet (Kg/Pcs.)
BHA-BEA510	100	100	1,50	2,958
BHA-BEA512	120	100	1,50	3,146
BHA-BEA515	150	100	1,50	3,429
BHA-BEA520	200	100	1,50	3,900
BHA-BEA525	250	100	1,50	4,371
BHA-BEA530	300	100	2,00	6,456
BHA-BEA540	400	100	2,00	7,712
BHA-BEA550	500	100	2,00	8,968
BHA-BEA560	600	100	2,00	10,224

İÇ VE DIŞ BÜKEY ELEMANLARI
HEAVY DUTY TYPE VERTICAL INSIDE AND OUTSIDE BENDS

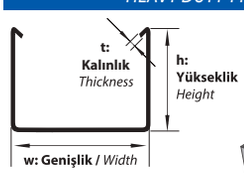

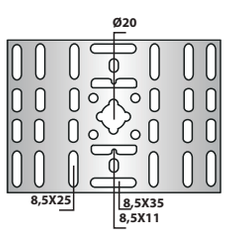

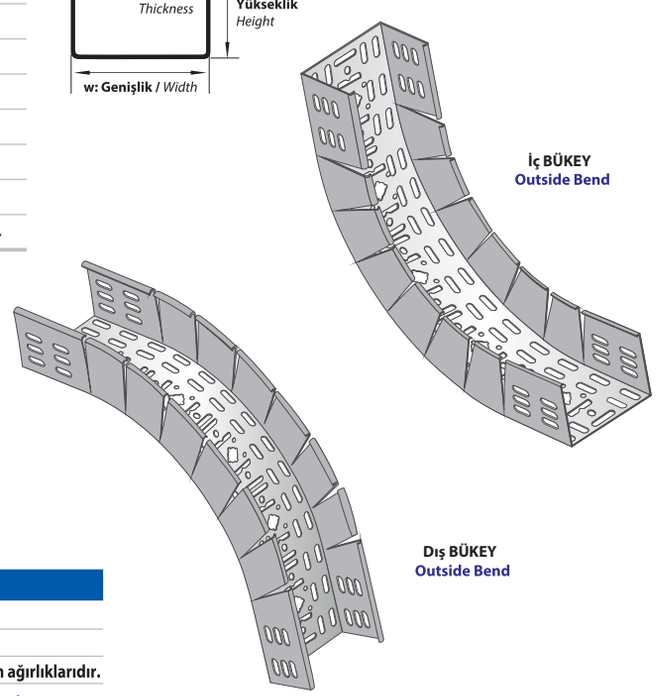

AÇIKLAMALAR / *INSTRUCTIONS :*

NOT: Lütfen siparişlerinizde bükey tipini ve sipariş kodunu belirtiniz.

! Standart uzunluk 800mm. İsteğe bağlı olarak uzunluklar değişebilir.

! Metrik 8 cıvata ve somun kullanımına uygundur. Belirtilen ağırlıklar kesim ağırlıklarıdır.

NOTE: *Please indicate the vertical adjustable inside and outside bends type and order code.*

! *Standart Length is 800mm. On request the Lengths can change.*

! *M8 bolt and Nut usage. The indicated weights are the weights before fabrication.*

Z TİPİ REDÜKSİYONLAR SOLA
SOLA / LEFT
Z TYPE REDUCERS LEFT

Sipariş Kodu *(Order Code)*	w *(mm)*	h *(mm)*	t *(mm)*	Kg/Takım *(Kg/Set)*
BHA-RZEA1-50	50	100	1,50	0,391
BHA-RZEA1-100	100	100	1,50	0,450
BHA-RZEA1-150	150	100	1,50	0,509
BHA-RZEA1-200	200	100	1,50	0,568
BHA-RZEA1-250	250	100	1,50	0,627
BHA-RZEA1-300	300	100	1,50	0,686

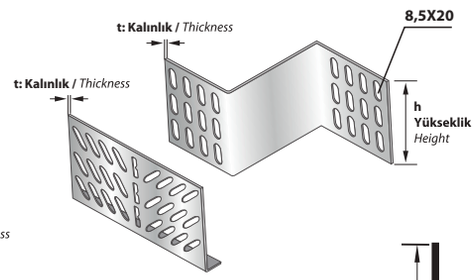

Ölçüler (Değerler) mm'dir
Dimensions (Values) is mm.

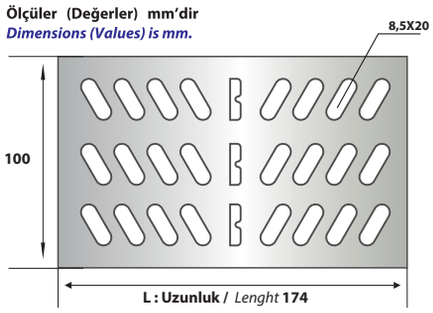

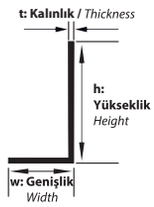

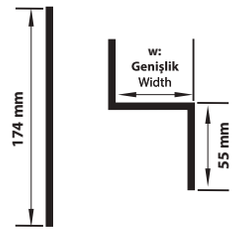

Z TİPİ REDÜKSİYONLAR SAĞA
SAĞA / RIGHT
Z TYPE REDUCERS RIGHT

Sipariş Kodu *(Order Code)*	w *(mm)*	h *(mm)*	t *(mm)*	Kg/Takım *(Kg/Set)*
BHA-RZEA1-50	50	100	1,50	0,391
BHA-RZEA1-100	100	100	1,50	0,450
BHA-RZEA1-150	150	100	1,50	0,509
BHA-RZEA1-200	200	100	1,50	0,568
BHA-RZEA1-250	250	100	1,50	0,627
BHA-RZEA1-300	300	100	1,50	0,686

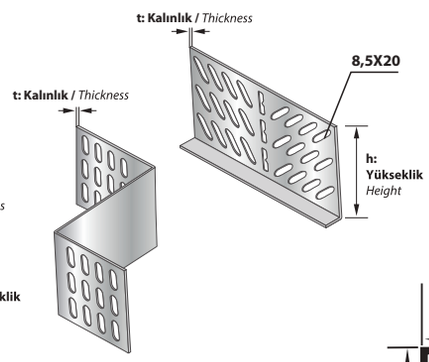

Ölçüler (Değerler) mm'dir
Dimensions (Values) is mm.

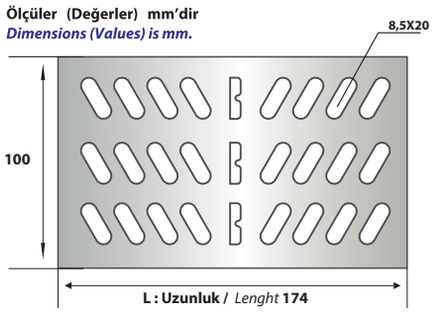

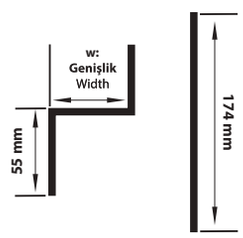

Z TİPİ REDÜKSİYONLAR ORTADAN
ORTADAN / CENTER
Z TYPE REDUCERS CENTER

Sipariş Kodu *(Order Code)*	w *(mm)*	h *(mm)*	t *(mm)*	Kg/Takım *(Kg/Set)*
BHA-RZEA2-25	25	100	1,50	0,341
BHA-RZEA2-50	50	100	1,50	0,400
BHA-RZEA2-100	100	100	1,50	0,568
BHA-RZEA2-150	150	100	1,50	0,636
BHA-RZEA2-200	200	100	1,50	0,754
BHA-RZEA2-250	250	100	1,50	0,871

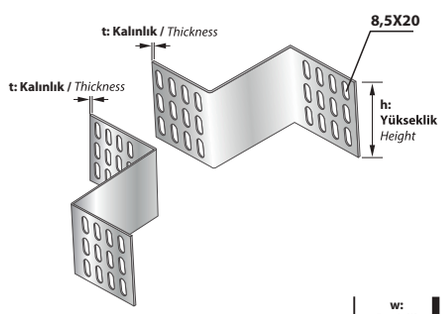

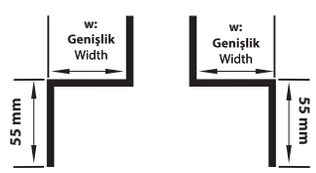

> AÇIKLAMALAR / *INSTRUCTIONS :*

NOT: Lütfen siparişlerinizde redüksiyon tipini ve "w" ölçüsünü belirtiniz.
! Özel ölçüler için lütfen firmamız ile iletişime geçiniz.
! Metrik 8 cıvata ve somun kullanımına uygundur. Belirtilen ağırlıklar kesim ağırlıklarıdır.

NOTE: *Please assert the reduction type and "w" dimension.*
! *For special dimensions please contact our firm*
! *M8 bolt and Nut usage. The indicated weights are the weights before fabrication.*

AĞIR HİZMET TİPİ KABLO KANALLARI
HEAVY DUTY TYPE CABLE TRAYS

Sipariş Kodu *(Order Code)*	w *(mm)*	h *(mm)*	t *(mm)*	Kg/Mt *(Kg/Mt)*
BHA-A15150.15	150	150	1,50	5,464
BHA-A15150.20	150	150	2,00	6,556
BHA-A20150.15	200	150	1,50	6,052
BHA-A20150.20	200	150	2,00	7,263
BHA-A25150.15	250	150	1,50	6,641
BHA-A25150.20	250	150	2,00	7,969
BHA-A30150.20	300	150	2,00	9,640
BHA-A40150.20	400	150	2,00	11,210
BHA-A50150.20	500	150	2,00	12,780
BHA-A60150.20	600	150	2,00	14,350

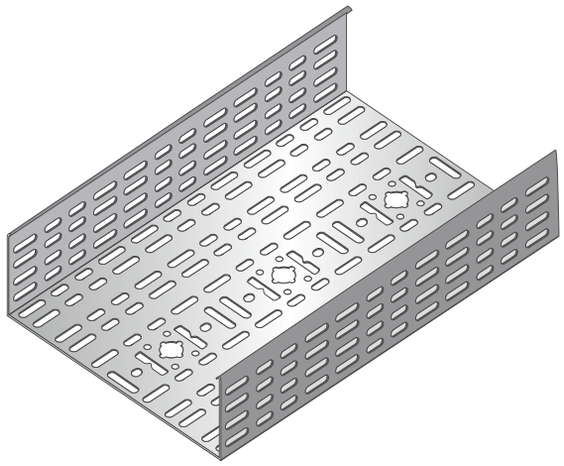

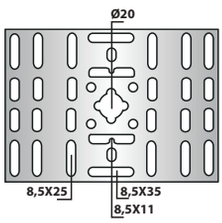

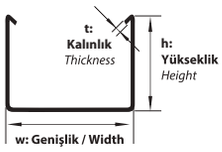

AÇIKLAMALAR / *INSTRUCTIONS :*

NOT: Standart uzunluk 2500mm. İsteğe bağlı olarak uzunluklar değişebilir.

! Delikli tip kablo kanallarında ölçü toleransı ± 3 mm.'dir.

! Belirtilen ağırlıklar kesim ağırlıklarıdır.

! Tüm kablo kanalları, Metrik 8 cıvata ve somun kullanımına uygundur.

NOT: *Standart Length is 2500mm. On request the Lengths can change.*

! *The dimension tolerance in perforated cable trays is ±3 mm*

! *The indicated weights are the weights before fabrication.*

! *All the cable trays are convenient for M8 bolt and nut usage.*

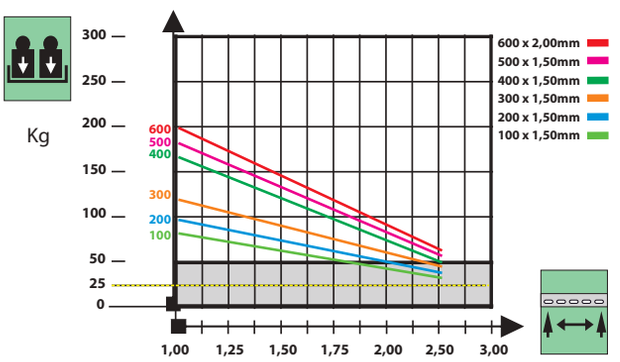

Kilogram Olarak Müsade Edilen Kablo Kanalı Yükü
Cable Tray Load in Kg

'm' Destekler Arası Mesafe
'm' Span Between Supports

EK ELEMANI
JOINT PIECE

Sipariş Kodu *(Order Code)*	w *(mm)*	h *(mm)*	t *(mm)*	L *(mm)*	Kg/Adet *(Kg/Pcs.)*
BHA-A1-15.15	15	152	1,50	234	0,454

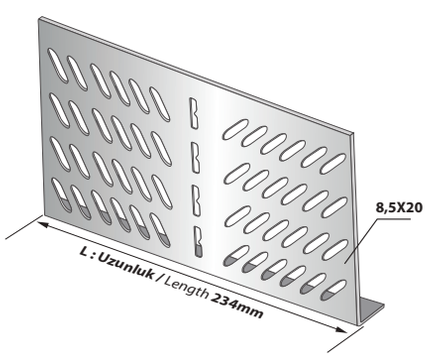

AÇIKLAMALAR / *INSTRUCTIONS :*

NOT: Tüm Ek Elemanları, Metrik 8 cıvata ve somun kullanımına uygundur.

! Belirtilen ağırlıklar kesim ağırlıklarıdır.

! 1 Adet Ek Elemanı Standartta 12-24 Takım M8 Cıvata Somun İle Kullanıma Uygundur.

NOT: *All The Cable Trays are Convenient for M8 Bolt and Nut Usage.*

! *The indicated weights are the weights before fabrication.*

! One Piece Of straight Connector is Suitable for The Usage of 8-12 set of M8 Bolt and Nut.

AĞIR HİZMET TİPİ 90° DÖNÜŞ ELEMANLARI
HEAVY DUTY TYPE 90° BENDS

Sipariş Kodu *(Order Code)*	a, b *(mm)*	h *(mm)*	t *(mm)*	Kg/Adet *(Kg/Pcs.)*
BHA-YDEAH115	155	150	1,50	2,711
BHA-YDEAH120	205	150	1,50	3,004
BHA-YDEAH125	255	150	1,50	3,540
BHA-YDEAH130	305	150	1,50	4,134
BHA-YDEAH140	405	150	2,00	6,600
BHA-YDEAH150	505	150	2,00	8,522
BHA-YDEAH160	605	150	2,00	10,726

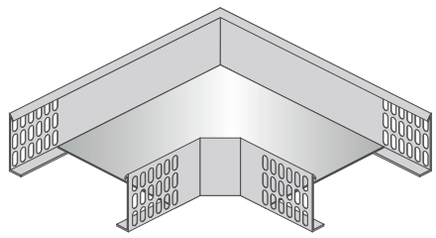

a,b: Genişlik Width

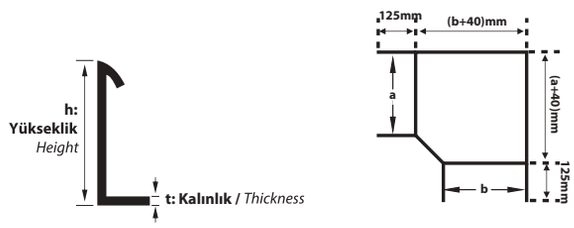

AÇIKLAMALAR / *INSTRUCTIONS :*

NOT: DÖNÜŞ MODÜLLERİNDEKİ ÖZEL UYGULAMALAR İÇİN ÖRNEK SİPARİŞ h:40mm a:100mm b:200mm "90° Yatay Dönüş"

NOTE: The example order for special applications in bend modules. h:40mm. a:100mm b:200mm Bend 90°.

AĞIR HİZMET TİPİ T DÖNÜŞ ELEMANLARI
HEAVY DUTY TYPE TEE-BRANCHES

Sipariş Kodu *(Order Code)*	a, b, c *(mm)*	h *(mm)*	t *(mm)*	Kg/Adet *(Kg/Pcs.)*
BHA-TDEAH215	155	150	1,50	3,594
BHA-TDEAH220	205	150	1,50	4,041
BHA-TDEAH225	255	150	1,50	4,606
BHA-TDEAH230	305	150	1,50	5,230
BHA-TDEAH240	405	150	2,00	7,986
BHA-TDEAH250	505	150	2,00	9,979
BHA-TDEAH260	605	150	2,00	12,254

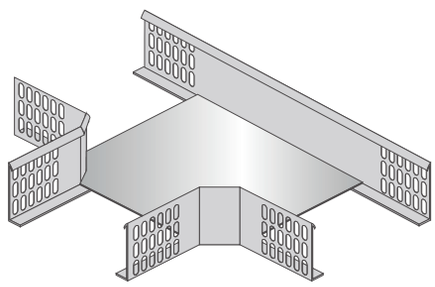

a,b,c: Genişlik Width

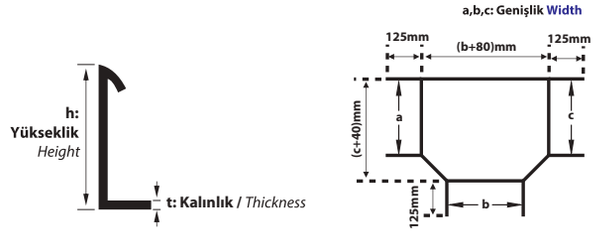

AÇIKLAMALAR / *INSTRUCTIONS :*

NOT: DÖNÜŞ MODÜLLERİNDEKİ ÖZEL UYGULAMALAR İÇİN ÖRNEK SİPARİŞ h:40mm a:300mm b:200mm c:300mm "T" DÖNÜŞ

NOTE: The example order for special applications in bend modules. h:40mm. a:100mm b:200mm c:300mm "Tee branch".

AĞIR HİZMET TİPİ DÖRTLÜ BAĞLANTILAR
HEAVY DUTY TYPE CROSSINGS

Sipariş Kodu *(Order Code)*	a, b, c, d *(mm)*	h *(mm)*	t *(mm)*	Kg/Adet *(Kg/Pcs.)*
BHA-DDEAH315	155	150	1,50	3,449
BHA-DDEAH320	205	150	1,50	3,773
BHA-DDEAH325	255	150	1,50	4,155
BHA-DDEAH330	305	150	1,50	4,597
BHA-DDEAH340	405	150	2,00	6,788
BHA-DDEAH350	505	150	2,00	8,342
BHA-DDEAH360	605	150	2,00	10,179

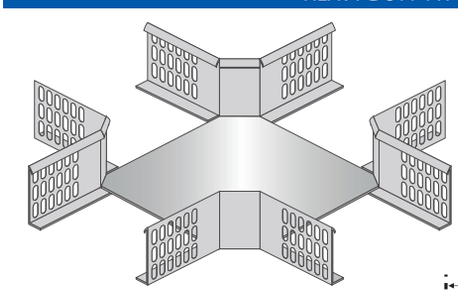

a,b,c,d: Genişlik Width

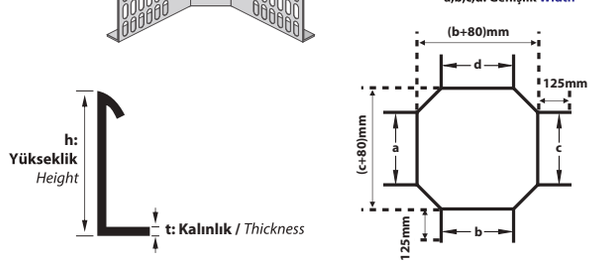

AÇIKLAMALAR / *INSTRUCTIONS :*

NOT: DÖNÜŞ MODÜLLERİNDEKİ ÖZEL UYGULAMALAR İÇİN ÖRNEK SİPARİŞ h:40mm a:300mm b:200mm c:300mm d:200mm "Dörtlü" DÖNÜŞ

NOTE: *The example order for special applications in bend modules. h:40mm. a:100mm b:200mm c:300mm d:200mm "crossing "*

AÇIKLAMALAR / *INSTRUCTIONS :* **Ekstra** / *Extra*

Tüm dönüş uygulamaları, Metrik 8 cıvata ve somun kullanımına uygundur. Belirtilen ağırlıklar kesim ağırlıklarıdır.

All the bend implementation are convenient for M8 bolt and Nut usage. The indicated weights are the weights before fabrication.

Sipariş Kodu *(Order Code)*	a, b *(mm)*	h *(mm)*	t *(mm)*	Kg/Adet *(Kg/Pcs.)*
BHA-YDEAH115/300	155	150	1,50	3,022
BHA-YDEAH120/300	205	150	1,50	4,264
BHA-YDEAH125/300	255	150	1,50	5,506
BHA-YDEAH130/300	305	150	1,50	6,478
BHA-YDEAH140/300	405	150	1,50	8,566
BHA-YDEAH150/300	505	150	1,50	10,968
BHA-YDEAH160/300	605	150	1,50	13,685

RADUS 300 AĞIR HİZMET TİPİ 90° DÖNÜŞ ELEMANLARI
HEAVY DUTY TYPE 90° BENDS

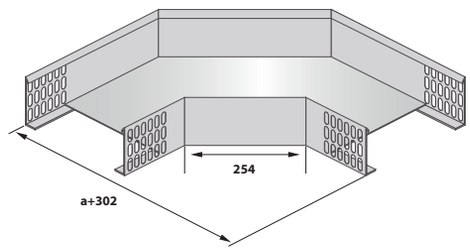

AÇIKLAMALAR / *INSTRUCTIONS :*

NOT: DÖNÜŞ MODÜLLERİNDEKİ ÖZEL UYGULAMALAR İÇİN ÖRNEK SİPARİŞ h:40mm a:100mm b:200mm "90° Yatay Dönüş"

NOTE: *The example order for special applications in bend modules. h:40mm. a:100mm b:200mm Bend 90°.*

Sipariş Kodu *(Order Code)*	a, b, c *(mm)*	h *(mm)*	t *(mm)*	Kg/Adet *(Kg/Pcs.)*
BHA-TDEAH215/300	155	150	1,50	4,642
BHA-TDEAH220/300	205	150	1,50	5,920
BHA-TDEAH225/300	255	150	1,50	7,197
BHA-TDEAH230/300	305	150	1,50	8,475
BHA-TDEAH240/300	405	150	1,50	10,634
BHA-TDEAH250/300	505	150	1,50	13,106
BHA-TDEAH260/300	605	150	1,50	15,893

RADUS 300 AĞIR HİZMET TİPİ T DÖNÜŞ ELEMANLARI
HEAVY DUTY TYPE TEE BRANCHES

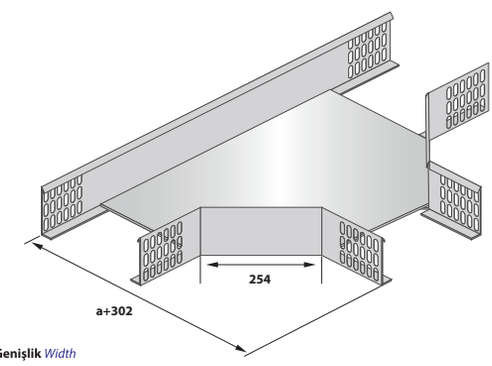

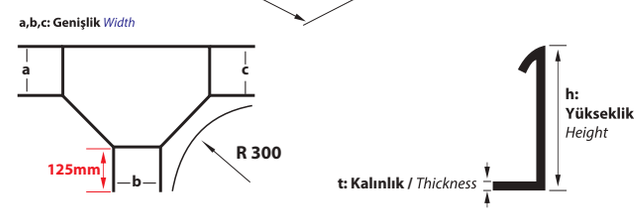

AÇIKLAMALAR / *INSTRUCTIONS :*

NOT: DÖNÜŞ MODÜLLERİNDEKİ ÖZEL UYGULAMALAR İÇİN ÖRNEK SİPARİŞ h:40mm a:300mm b:200mm c:300mm "T" DÖNÜŞ

NOTE: *The example order for special applications in bend modules. h:40mm. a:100mm b:200mm c:300mm "Tee branch".*

Sipariş Kodu *(Order Code)*	a, b, c, d *(mm)*	h *(mm)*	t *(mm)*	Kg/Adet *(Kg/Pcs.)*
BHA-DDEAH315/300	155	150	1,50	6,937
BHA-DDEAH320/300	205	150	1,50	7,967
BHA-DDEAH325/300	255	150	1,50	8,996
BHA-DDEAH330/300	305	150	1,50	10,026
BHA-DDEAH340/300	405	150	1,50	12,255
BHA-DDEAH350/300	505	150	1,50	14,799
BHA-DDEAH360/300	605	150	1,50	17,656

RADUS 300 AĞIR HİZMET TİP DÖRTLÜ BAĞLANTILAR
HEAVY DUTY TYPE CROSSINGS

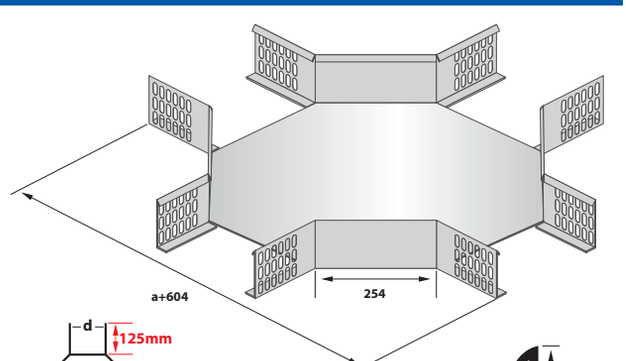

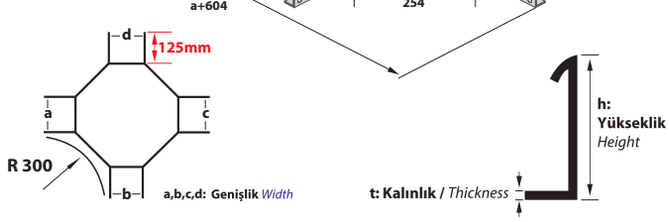

AÇIKLAMALAR / *INSTRUCTIONS :*

NOT: DÖNÜŞ MODÜLLERİNDEKİ ÖZEL UYGULAMALAR İÇİN ÖRNEK SİPARİŞ h:40mm a:300mm b:200mm c:300mm d:200mm "Dörtlü" DÖNÜŞ

NOTE: *The example order for special applications in bend modules. h:40mm. a:100mm b:200mm c:300mm d:200mm "crossing "*

AÇIKLAMALAR / *INSTRUCTIONS :* **Ekstra** / *Extra*

Tüm dönüş uygulamaları, Metrik 8 cıvata ve somun kullanımına uygundur. Belirtilen ağırlıklar kesim ağırlıklarıdır.

All the bend implementation are convenient for M8 bolt and Nut usage. The indicated weights are the weights before fabrication.

AĞIR HİZMET TİPİ 90° DÖNÜŞ ELEMANLARI
RADUS 450
HEAVY DUTY TYPE 90° BENDS

Sipariş Kodu *(Order Code)*	a, b *(mm)*	h *(mm)*	t *(mm)*	Kg/Adet *(Kg/Pcs.)*
BHA-YDEAH115/450	155	150	1,50	3,505
BHA-YDEAH120/450	205	150	1,50	5,133
BHA-YDEAH125/450	255	150	1,50	6,428
BHA-YDEAH130/450	305	150	1,50	7,723
BHA-YDEAH140/450	405	150	1,50	10,063
BHA-YDEAH150/450	505	150	1,50	12,716
BHA-YDEAH160/450	605	150	1,50	15,683

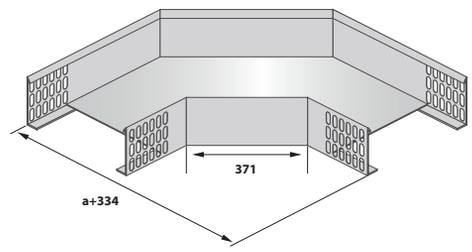

AÇIKLAMALAR / *INSTRUCTIONS :*

NOT: DÖNÜŞ MODÜLLERİNDEKİ ÖZEL UYGULAMALAR İÇİN ÖRNEK SİPARİŞ h:40mm a:100mm b:200mm "90° Yatay Dönüş"

NOTE: *The example order for special applications in bend modules. h:40mm. a:100mm b:200mm Bend 90°.*

AĞIR HİZMET TİPİ T DÖNÜŞ ELEMANLARI
RADUS 450
HEAVY DUTY TYPE TEE-BRANCHES

Sipariş Kodu *(Order Code)*	a, b, c *(mm)*	h *(mm)*	t *(mm)*	Kg/Adet *(Kg/Pcs.)*
BHA-TDEAH215/450	155	150	1,50	3,511
BHA-TDEAH220/450	205	150	1,50	5,139
BHA-TDEAH225/450	255	150	1,50	6,766
BHA-TDEAH230/450	305	150	1,50	8,394
BHA-TDEAH240/450	405	150	1,50	10,930
BHA-TDEAH250/450	505	150	1,50	13,779
BHA-TDEAH260/450	605	150	1,50	16,943

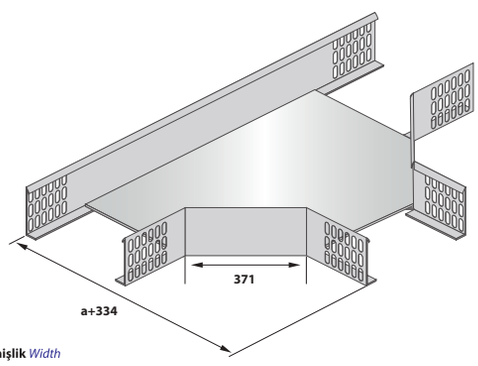

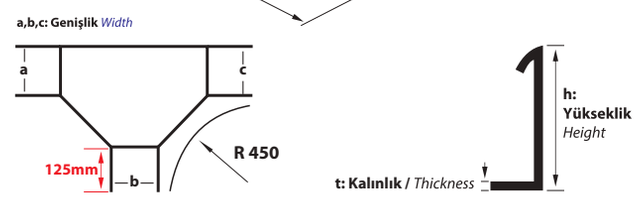

AÇIKLAMALAR / *INSTRUCTIONS :*

NOT: DÖNÜŞ MODÜLLERİNDEKİ ÖZEL UYGULAMALAR İÇİN ÖRNEK SİPARİŞ h:40mm a:300mm b:200mm c:300mm "T" DÖNÜŞ

NOTE: *The example order for special applications in bend modules. h:40mm. a:100mm b:200mm c:300mm "Tee branch".*

AĞIR HİZMET TİPİ DÖRTLÜ BAĞLANTILAR
RADUS 450
HEAVY DUTY TYPE CROSSINGS

Sipariş Kodu *(Order Code)*	a, b, c, d *(mm)*	h *(mm)*	t *(mm)*	Kg/Adet *(Kg/Pcs.)*
BHA-DDEAH315/450	155	150	1,50	7,731
BHA-DDEAH320/450	205	150	1,50	9,692
BHA-DDEAH325/450	255	150	1,50	11,653
BHA-DDEAH330/450	305	150	1,50	13,614
BHA-DDEAH340/450	405	150	1,50	16,346
BHA-DDEAH350/450	505	150	1,50	19,391
BHA-DDEAH360/450	605	150	1,50	22,751

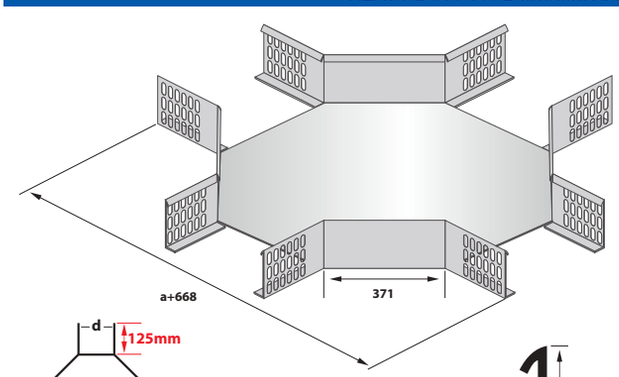

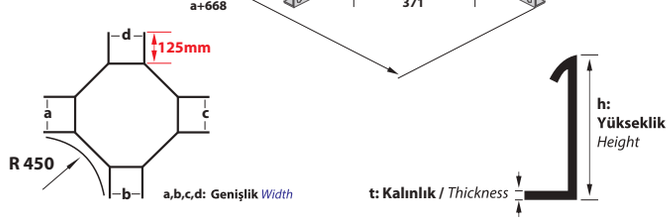

AÇIKLAMALAR / *INSTRUCTIONS :*

NOT: DÖNÜŞ MODÜLLERİNDEKİ ÖZEL UYGULAMALAR İÇİN ÖRNEK SİPARİŞ h:40mm a:300mm b:200mm c:300mm d:200mm "Dörtlü" DÖNÜŞ

NOTE: *The example order for special applications in bend modules. h:40mm. a:100mm b:200mm c:300mm d:200mm "crossing "*

AÇIKLAMALAR / *INSTRUCTIONS :* **Ekstra** / *Extra*

Tüm dönüş uygulamaları, Metrik 8 cıvata ve somun kullanımına uygundur. Belirtilen ağırlıklar kesim ağırlıklarıdır.

All the bend implementation are convenient for M8 bolt and Nut usage. The indicated weights are the weights before fabrication.

Sipariş Kodu *(Order Code)*	a, b *(mm)*	h *(mm)*	t *(mm)*	Kg/Adet *(Kg/Pcs.)*
BHA-YDEAH115/600	155	150	1,50	4,585
BHA-YDEAH120/600	205	150	1,50	6,092
BHA-YDEAH125/600	255	150	1,50	7,598
BHA-YDEAH130/600	305	150	1,50	9,105
BHA-YDEAH140/600	405	150	1,50	11,727
BHA-YDEAH150/600	505	150	1,50	14,663
BHA-YDEAH160/600	605	150	1,50	17,913

RADUS 600 — AĞIR HİZMET TİPİ 90° DÖNÜŞ ELEMANLARI
HEAVY DUTY TYPE 90° BENDS

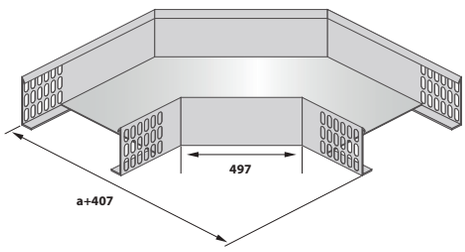

AÇIKLAMALAR / *INSTRUCTIONS :*

NOT: DÖNÜŞ MODÜLLERİNDEKİ ÖZEL UYGULAMALAR İÇİN ÖRNEK SİPARİŞ h:40mm a:100mm b:200mm "90° Yatay Dönüş"

NOTE: *The example order for special applications in bend modules. h:40mm. a:100mm b:200mm Bend 90°.*

Sipariş Kodu *(Order Code)*	a, b, c *(mm)*	h *(mm)*	t *(mm)*	Kg/Adet *(Kg/Pcs.)*
BHA-TDEAH215/600	155	150	1,50	7,874
BHA-TDEAH220/600	205	150	1,50	9,927
BHA-TDEAH225/600	255	150	1,50	11,980
BHA-TDEAH230/600	305	150	1,50	14,033
BHA-TDEAH240/600	405	150	1,50	16,484
BHA-TDEAH250/600	505	150	1,50	20,266
BHA-TDEAH260/600	605	150	1,50	23,345

RADUS 600 — AĞIR HİZMET TİPİ T DÖNÜŞ ELEMANLARI
HEAVY DUTY TYPE TEE BRANCHES

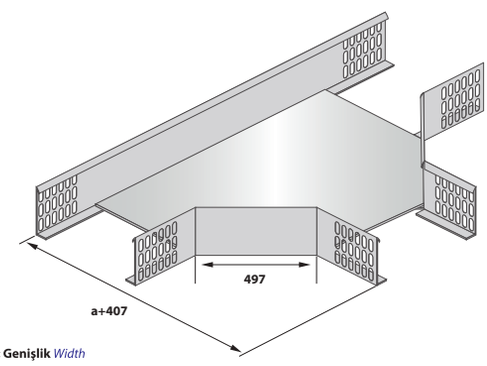

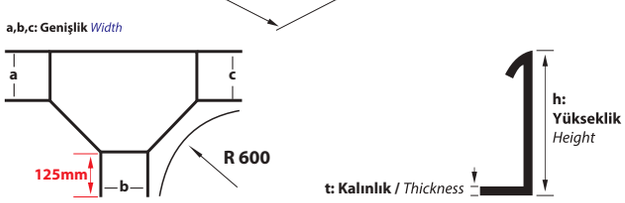

AÇIKLAMALAR / *INSTRUCTIONS :*

NOT: DÖNÜŞ MODÜLLERİNDEKİ ÖZEL UYGULAMALAR İÇİN ÖRNEK SİPARİŞ h:40mm a:300mm b:200mm c:300mm "T" DÖNÜŞ

NOTE: *The example order for special applications in bend modules. h:40mm. a:100mm b:200mm c:300mm "Tee branch".*

Sipariş Kodu *(Order Code)*	a, b, c, d *(mm)*	h *(mm)*	t *(mm)*	Kg/Adet *(Kg/Pcs.)*
BHA-DDEAH315/600	155	150	1,50	10,303
BHA-DDEAH320/600	205	150	1,50	12,902
BHA-DDEAH325/600	255	150	1,50	15,501
BHA-DDEAH330/600	305	150	1,50	18,100
BHA-DDEAH340/600	405	150	1,50	21,397
BHA-DDEAH350/600	505	150	1,50	25,008
BHA-DDEAH360/600	605	150	1,50	28,933

RADUS 600 — AĞIR HİZMET TİP DÖRTLÜ BAĞLANTILAR
HEAVY DUTY TYPE CROSSINGS

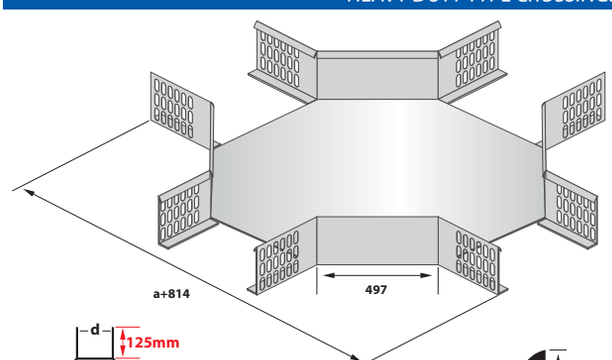

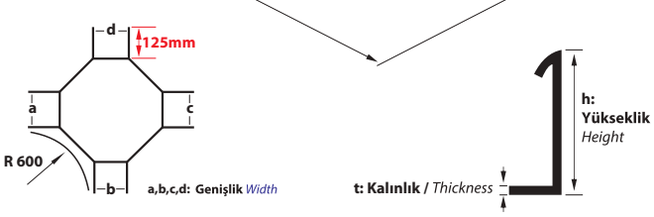

AÇIKLAMALAR / *INSTRUCTIONS :*

NOT: DÖNÜŞ MODÜLLERİNDEKİ ÖZEL UYGULAMALAR İÇİN ÖRNEK SİPARİŞ h:40mm a:300mm b:200mm c:300mm d:200mm "Dörtlü" DÖNÜŞ

NOTE: *The example order for special applications in bend modules. h:40mm. a:100mm b:200mm c:300mm d:200mm "crossing "*

AÇIKLAMALAR / *INSTRUCTIONS :* **Ekstra** / *Extra*

Tüm dönüş uygulamaları, Metrik 8 cıvata ve somun kullanımına uygundur. Belirtilen ağırlıklar kesim ağırlıklarıdır.

All the bend implementation are convenient for M8 bolt and Nut usage. The indicated weights are the weights before fabrication.

135° DÖNÜŞ ELEMANLARI
135° BENDS

Sipariş Kodu *(Order Code)*	a *(mm)*	b *(mm)*	c *(mm)*	h *(mm)*	t *(mm)*	Kg/Adet *(Kg/Pcs.)*
BHA-YDEAH115/135	155	215	155	150	1,50	2,956
BHA-YDEAH120/135	205	265	180	150	1,50	3,539
BHA-YDEAH125/135	255	315	205	150	1,50	4,122
BHA-YDEAH130/135	305	365	230	150	1,50	4,705
BHA-YDEAH140/135	405	465	285	150	1,50	5,583
BHA-YDEAH150/135	505	565	335	150	1,50	6,517
BHA-YDEAH160/135	605	665	385	150	1,50	7,520

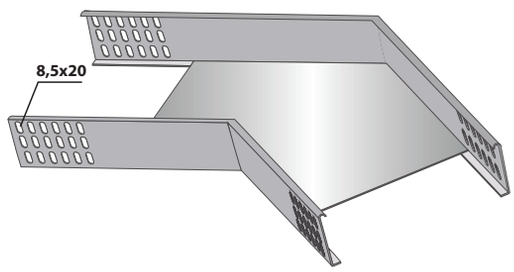

AÇIKLAMALAR / *INSTRUCTIONS :*

NOT: Lütfen siparişlerinizde 135° dönüş tipini ve sipariş kodunu belirtiniz.
Metrik 8 cıvata ve somun kullanımına uygundur. Belirtilen ağırlıklar kesim ağırlıklarıdır.

NOTE: *Please indicate the 135° Bend type and order code.*
M8 bolt and Nut usage. The indicated weights are the weights before fabrication.

a : Genişlik Width
b : Dış Kenar Periphery
c : İç Kenar Inner Edge

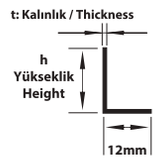

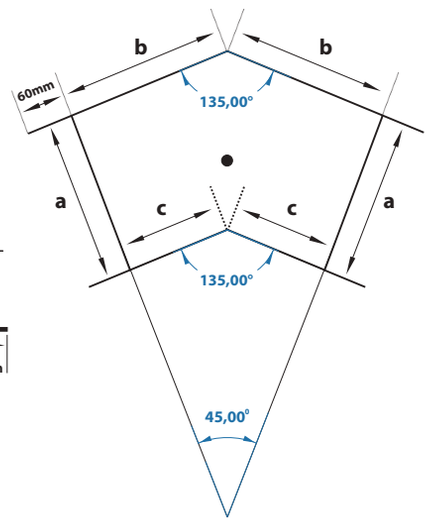

İÇ VE DIŞ BÜKEY ELEMANLAR
HEAVY DUTY TYPE VERTICAL INSIDE AND OUTSIDE BENDS

Sipariş Kodu *(Order Code)*	w *(mm)*	h *(mm)*	t *(mm)*	Kg/Adet *(Kg/Pcs.)*
BHA-BEAH515	150	150	1,50	5,245
BHA-BEAH520	200	150	1,50	5,810
BHA-BEAH525	250	150	1,50	6,375
BHA-BEAH530	300	150	2,00	6,941
BHA-BEAH540	400	150	2,00	8,071
BHA-BEAH550	500	150	2,00	9,201
BHA-BEAH560	600	150	2,00	10,332

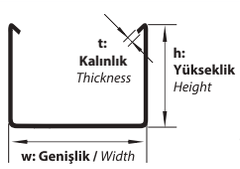

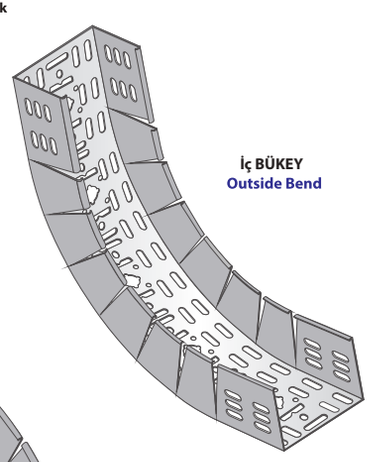

İç BÜKEY
Outside Bend

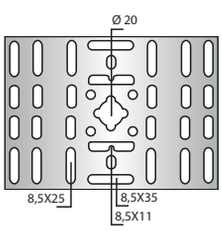

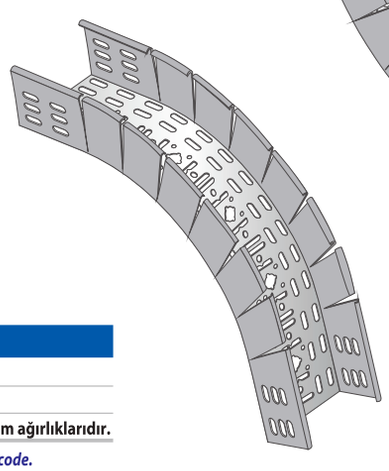

Dış BÜKEY
Outside Bend

AÇIKLAMALAR / *INSTRUCTIONS :*

NOT: Lütfen siparişlerinizde bükey tipini ve sipariş kodunu belirtiniz.
! Standart uzunluk 800mm. İsteğe bağlı olarak uzunluklar değişebilir.
! Metrik 8 cıvata ve somun kullanımına uygundur. Belirtilen ağırlıklar kesim ağırlıklarıdır.

NOTE: *Please indicate the vertical adjustable inside and outside bends type and order code.*
! *Standart Length is 800mm. On request the Lengths can change.*
! *M8 bolt and Nut usage. The indicated weights are the weights before fabrication.*

Z TİPİ REDÜKSİYON SOLA
SOLA / LEFT
Z TYPE REDUCER LEFT

Sipariş Kodu (Order Code)	a (mm)	h (mm)	t (mm)	Kg/Takım (Kg/Set)
BHA-RZEAH1-50	50	150	1,50	0,754
BHA-RZEAH1-100	100	150	1,50	0,843
BHA-RZEAH1-150	150	150	1,50	0,931
BHA-RZEAH1-200	200	150	1,50	1,019
BHA-RZEAH1-250	250	150	1,50	1,108
BHA-RZEAH1-300	300	150	1,50	1,196

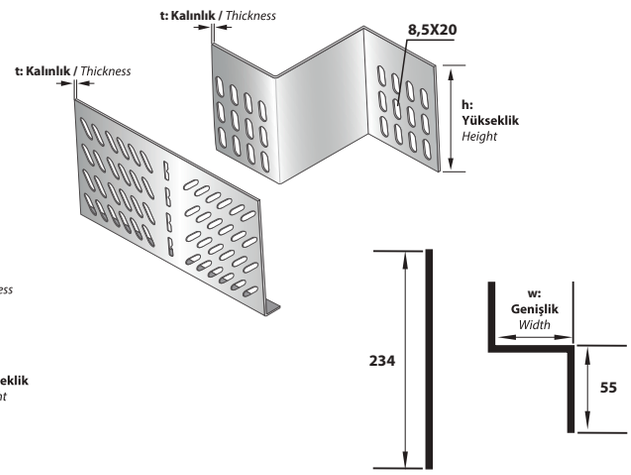

Ölçüler (Değerler) mm'dir
Dimensions (Values) is mm.

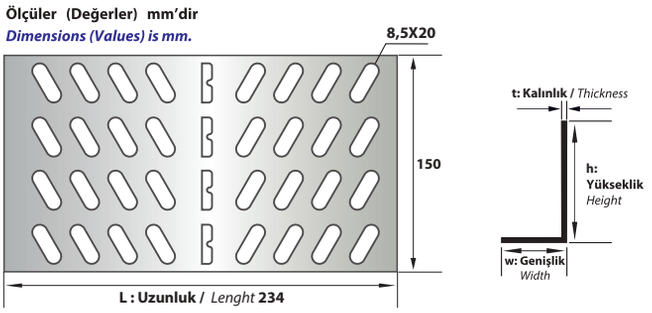

Z TİPİ REDÜKSİYON SAĞA
SAĞA / RIGHT
Z TYPE REDUCER RIGHT

Sipariş Kodu (Order Code)	a (mm)	h (mm)	t (mm)	Kg/Takım (Kg/Set)
BHA-RZEAH1-50	50	150	1,50	0,754
BHA-RZEAH1-100	100	150	1,50	0,843
BHA-RZEAH1-150	150	150	1,50	0,931
BHA-RZEAH1-200	200	150	1,50	1,019
BHA-RZEAH1-250	250	150	1,50	1,108
BHA-RZEAH1-300	300	150	1,50	1,196

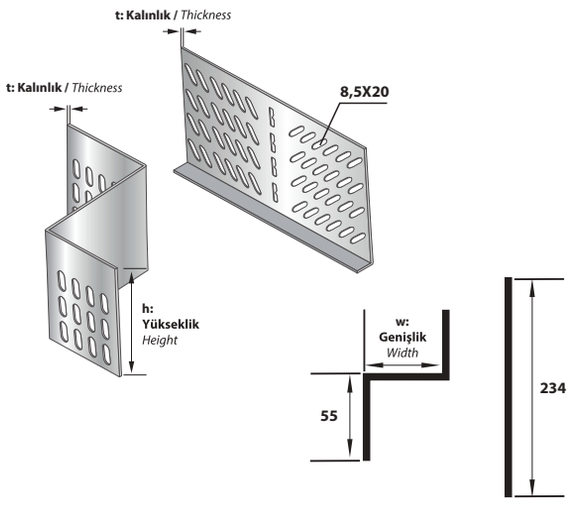

Ölçüler (Değerler) mm'dir
Dimensions (Values) is mm.

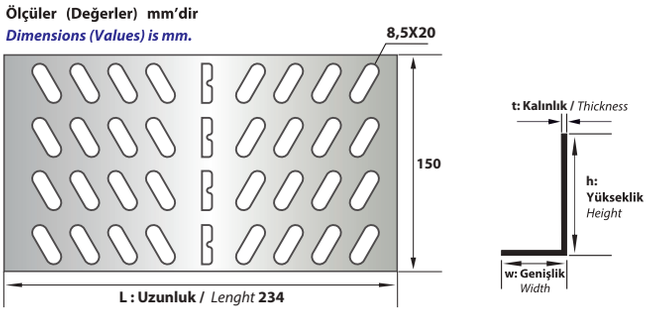

Z TİPİ REDÜKSİYON ORTADAN
ORTADAN / CENTER
Z TYPE REDUCER CENTER

Sipariş Kodu (Order Code)	w (mm)	h (mm)	t (mm)	Kg/Takım (Kg/Set)
BHA-RZEAH2-25	25	150	1,50	0,512
BHA-RZEAH2-50	50	150	1,50	0,601
BHA-RZEAH2-100	100	150	1,50	0,777
BHA-RZEAH2-150	150	150	1,50	0,954
BHA-RZEAH2-200	200	150	1,50	1,130
BHA-RZEAH2-250	250	150	1,50	1,307

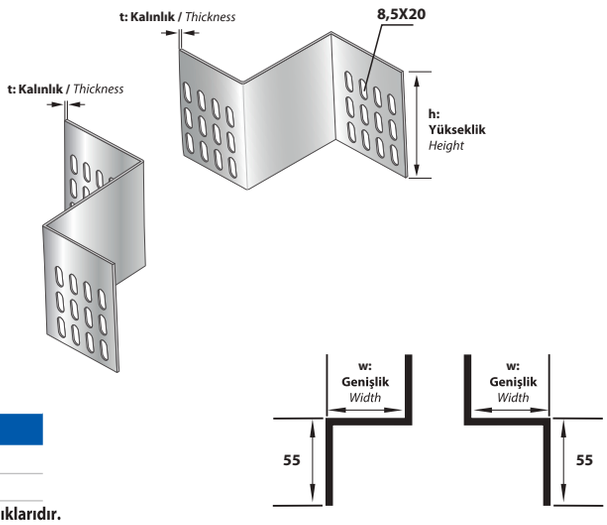

>> AÇIKLAMALAR / *INSTRUCTIONS :*

NOT: Lütfen siparişlerinizde redüksiyon tipini ve "w" ölçüsünü belirtiniz.

! Özel ölçüler için lütfen firmamız ile irtibata geçiniz.

! Metrik 8 cıvata ve somun kullanımına uygundur. Belirtilen ağırlıklar kesim ağırlıklarıdır.

NOTE: *Please assert the reduction type and "w" dimension.*

! *For special dimensions please contact our firm*

! *M8 bolt and Nut usage. The indicated weights are the weights before fabrication.*

Sipariş Kodu *(Order Code)*	w *(mm)*	h *(mm)*	t *(mm)*	Kg/Mt *(Kg/Mt)*
BHA-F0540.07	50	40	0,70	0,791
BHA-F0740.07	70	40	0,70	0,901
BHA-F1040.07	100	40	0,70	1,066
BHA-F1540.07	150	40	0,70	1,341
BHA-F2040.07	200	40	0,70	1,615
BHA-F0540.08	50	40	0,80	0,904
BHA-F0740.08	70	40	0,80	1,030
BHA-F1040.08	100	40	0,80	1,218
BHA-F1540.08	150	40	0,80	1,533
BHA-F2040.08	200	40	0,80	1,846

FORMLU TİP KABLO KANALLARI
REINFORCED TYPE CABLE TRAY (EMBOSSED)

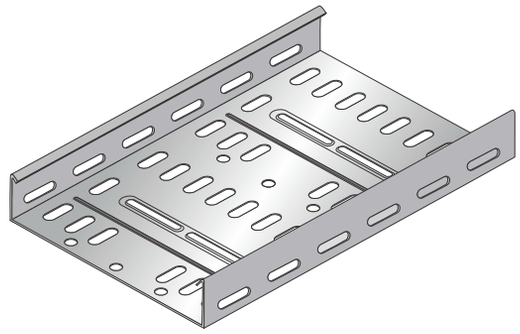

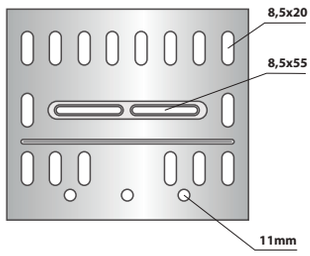

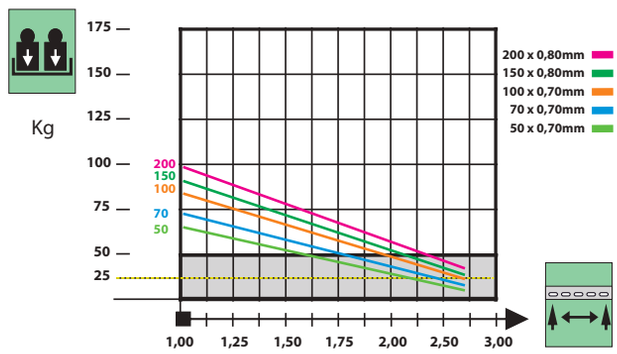

'm' Destekler Arası Mesafe
'm' Span Between Supports

Kilogram Olarak Müsade Edilen Kablo Kanalı Yükü
Cable Tray Load in Kg

Sipariş Kodu *(Order Code)*	w *(mm)*	h *(mm)*	t *(mm)*	Kg/Mt *(Kg/Mt)*
BHA-F2540.10	250	40	1,00	2,207
BHA-F3040.10	300	40	1,00	2,425
BHA-F4040.10	400	40	1,00	3,094
BHA-F5040.10	500	40	1,20	4,566
BHA-F6040.10	600	40	1,20	5,386

FORMLU TİP KABLO KANALLARI
REINFORCED TYPE CABLE TRAY (EMBOSSED)



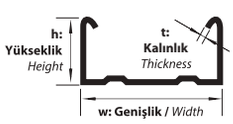

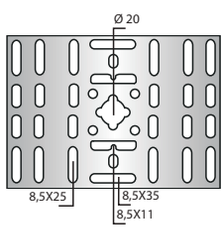

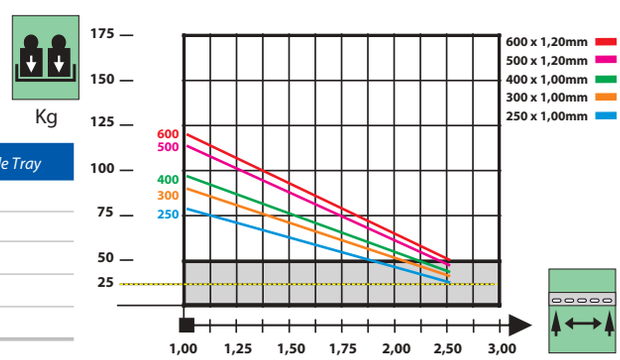

AÇIKLAMALAR / *INSTRUCTIONS :* **Formlu Kanallar İçin** / *for Reinforced Type Cable Tray*

NOT: **Standart uzunluk 2500mm. İsteğe bağlı olarak uzunluklar değişebilir.**

- ! **Delikli tip kablo kanallarında ölçü toleransı ± 3 mm.'dir.**
- ! **Belirtilen ağırlıklar kesim ağırlıklarıdır.**
- ! **Tüm kablo kanalları, Metrik 8 cıvata ve somun kullanımına uygundur.**
- ! **Form Sayısının Artışı, Kanal Genişliğinin Artması İle Artar.**

NOTE: ***Standart Length is 2500mm. On request the Lengths can change.***

- ! ***The dimension tolerance in perforated cable trays is ±3 mm***
- ! ***The indicated weights are the weights before fabrication.***
- ! ***All the cable trays are convenient for M8 bolt and nut usage.***
- ! ***The Number Of Forming Increases With The Increasement Of Width Of The Tray.***

'm' Destekler Arası Mesafe
'm' Span Between Supports

Kilogram Olarak Müsade Edilen Kablo Kanalı Yükü
Cable Tray Load in Kg

Sipariş Kodu *(Order Code)*	w *(mm)*	h *(mm)*	t *(mm)*	Kg/Mt *(Kg/Mt)*
BHA-FH0550.07	50	50	0,70	0,901
BHA-FH0750.07	70	50	0,70	1,011
BHA-FH1050.07	100	50	0,70	1,176
BHA-FH1550.07	150	50	0,70	1,451
BHA-FH2050.07	200	50	0,70	1,725
BHA-FH0550.08	50	50	0,80	1,030
BHA-FH0750.08	70	50	0,80	1,155
BHA-FH1050.08	100	50	0,80	1,344
BHA-FH1550.08	150	50	0,80	1,658
BHA-FH2050.08	200	50	0,80	1,971

FORMLU TİP KABLO KANALLARI
REINFORCED TYPE CABLE TRAY (EMBOSSED)

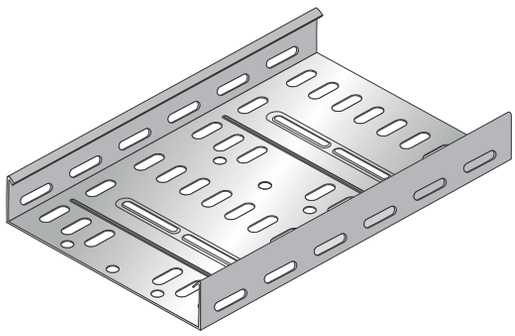

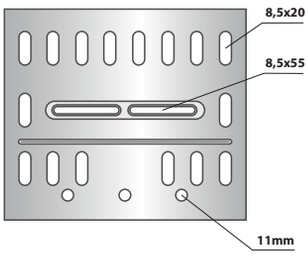

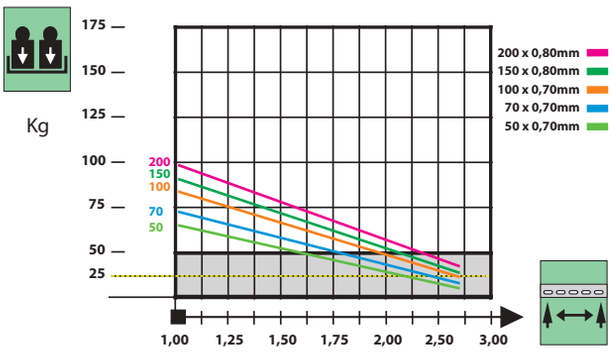

'm' Destekler Arası Mesafe
'm' Span Between Supports

Kilogram Olarak Müsade Edilen Kablo Kanalı Yükü
Cable Tray Load in Kg

Sipariş Kodu *(Order Code)*	w *(mm)*	h *(mm)*	t *(mm)*	Kg/Mt *(Kg/Mt)*
BHA-FH2550.10	250	50	1,00	2,514
BHA-FH3050.10	300	50	1,00	2,721
BHA-FH4050.10	400	50	1,00	3,413
BHA-FH5050.12	500	50	1,20	4,925
BHA-FH6050.12	600	50	1,20	5,752

FORMLU TİP KABLO KANALLARI
REINFORCED TYPE CABLE TRAY (EMBOSSED)



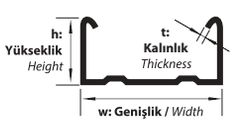

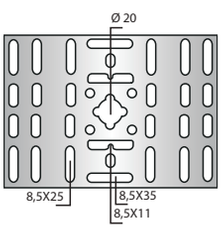

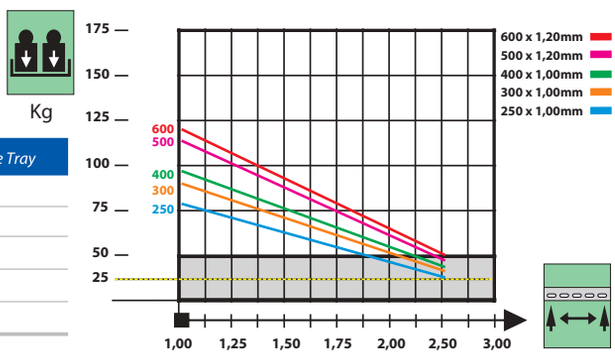

'm' Destekler Arası Mesafe
'm' Span Between Supports

Kilogram Olarak Müsade Edilen Kablo Kanalı Yükü
Cable Tray Load in Kg

AÇIKLAMALAR / *INSTRUCTIONS :* **Formlu Kanallar İçin** / *for Reinforced Type Cable Tray*

NOT: **Standart uzunluk 2500mm. İsteğe bağlı olarak uzunluklar değişebilir.**

- ! **Delikli tip kablo kanallarında ölçü toleransı ± 3 mm.'dir.**
- ! **Belirtilen ağırlıklar kesim ağırlıklarıdır.**
- ! **Tüm kablo kanalları, Metrik 8 cıvata ve somun kullanımına uygundur.**
- ! **Form Sayısının Artışı, Kanal Genişliğinin Artması İle Artar.**

NOTE: ***Standart Length is 2500mm. On request the Lengths can change.***

- ! ***The dimension tolerance in perforated cable trays is ±3 mm***
- ! ***The indicated weights are the weights before fabrication.***
- ! ***All the cable trays are convenient for M8 bolt and nut usage.***
- ! ***The Number Of Forming Increases With The Increasement Of Width Of The Tray.***

Sipariş Kodu *(Order Code)*	w *(mm)*	h *(mm)*	t *(mm)*	L *(mm)*	Kg/Adet *(Kg/Pcs.)*
BHA-KN1-04.12	15	42	1,20	174	0,093

EK ELEMANI
JOINT PIECE

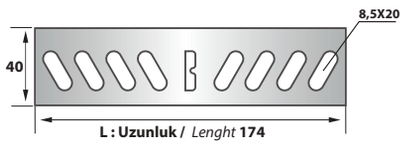

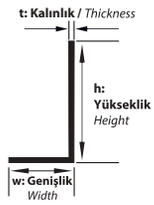



Ölçüler (Değerler) mm'dir.
Dimensions (Values) is mm.

Sipariş Kodu *(Order Code)*	w *(mm)*	h *(mm)*	t *(mm)*	L *(mm)*	Kg/Adet *(Kg/Pcs.)*
BHA-KN1-05.12	15	52	1,20	174	0,110

EK ELEMANI
JOINT PIECE

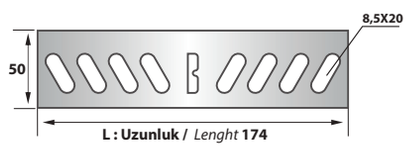

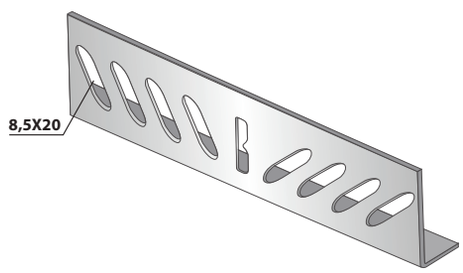

Ölçüler (Değerler) mm'dir.
Dimensions (Values) is mm.

AÇIKLAMALAR / *INSTRUCTIONS :*

NOT: Tüm Ek Elemanları, Metrik 8 cıvata ve somun kullanımına uygundur.
! Belirtilen ağırlıklar kesim ağırlıklarıdır.
! 1 Adet Ek Elemanı Standartta 4 Takım M8 Cıvata Somun İle Kullanıma Uygundur.

NOTE: *All The Cable Trays are Convenient for M8 Bolt and Nut Usage.*
! *The indicated weights are the weights before fabrication.*
! *One Piece Of straight Connector is Suitable for The Usage of 4 set of M8 Bolt and Nut.*

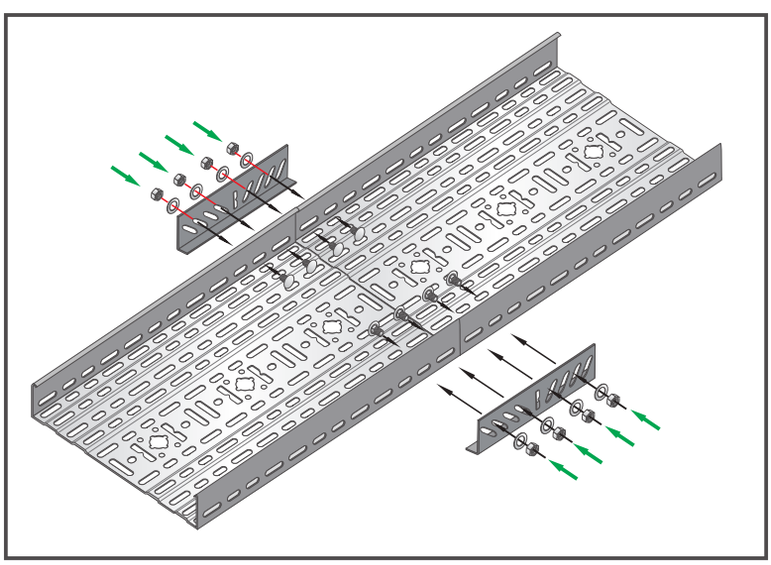

Beha

Deliksiz Tip Kablo Kanalları

Non-perforated Type Cable Trays

Deliksiz Tip Kablo Kanalları
Non-perforated Type Cable Trays

74 **H:40 Deliksiz Normal Tip Kablo Kanalı ve Ek Elemanı /** *H:40 Non perforated Normal Type Cable Trays and Joint Pieces*
75 **H:50 Deliksiz Normal Tip Kablo Kanalı ve Ek Elemanı /** *H:50 Non perforated Normal Type Cable Trays and Joint Pieces*
76 **H:60 Deliksiz Normal Tip Kablo Kanalı ve Ek Elemanı /** *H:60 Non perforated Normal Type Cable Trays and Joint Pieces*

77 **H:40 Deliksiz Ağır Hizmet Tipi Kablo Kanalı ve Ek Elemanı /** *H:40 Non perforated HEAVY DUTY Type Cable Trays and Joint Pieces*
78 **H:50 Deliksiz Ağır Hizmet Tipi Kablo Kanalı ve Ek Elemanı /** *H:50 Non perforated HEAVY DUTY Type Cable Trays and Joint Pieces*
79 **H:60 Deliksiz Ağır Hizmet Tipi Kablo Kanalı ve Ek Elemanı /** *H:60 Non perforated HEAVY DUTY Type Cable Trays and Joint Pieces*
80 **H:100 Deliksiz Ağır Hizmet Tipi Kablo Kanalı ve Ek Elemanı /** *H:100 Non perforated HEAVY DUTY Type Cable Trays and Joint Pieces*
81 **H:150 Deliksiz Ağır Hizmet Tipi Kablo Kanalı ve Ek Elemanı /** *H:150 Non perforated HEAVY DUTY Type Cable Trays and Joint Pieces*

DELİKSİZ NORMAL TİP KABLO KANALLARI *NON-PERFORATED NORMAL TYPE CABLE TRAYS*

Sipariş Kodu *(Order Code)*	w *(mm)*	h *(mm)*	t *(mm)*	Kg/Mt *(Kg/Mt)*
BHA-D0540.08	50	40	0,80	0,779
BHA-D0540.10	50	40	1,00	0,973
BHA-D0540.12	50	40	1,20	1,168
BHA-D0540.15	50	40	1,50	1,460
BHA-D0540.20	50	40	2,00	1,751
BHA-D0740.08	70	40	0,80	0,904
BHA-D0740.10	70	40	1,00	1,130
BHA-D0740.12	70	40	1,20	1,356
BHA-D0740.15	70	40	1,50	1,696
BHA-D0740.20	70	40	2,00	2,034
BHA-D1040.08	100	40	0,80	1,093
BHA-D1040.10	100	40	1,00	1,366
BHA-D1040.12	100	40	1,20	1,639
BHA-D1040.15	100	40	1,50	2,049
BHA-D1040.20	100	40	2,00	2,459
BHA-D1240.08	120	40	0,80	1,218
BHA-D1240.10	120	40	1,00	1,523
BHA-D1240.12	120	40	1,20	1,827
BHA-D1240.15	120	40	1,50	2,284
BHA-D1240.20	120	40	2,00	2,741
BHA-D1540.08	150	40	0,80	1,470
BHA-D1540.10	150	40	1,00	1,758
BHA-D1540.12	150	40	1,20	2,110
BHA-D1540.15	150	40	1,50	2,638
BHA-D1540.20	150	40	2,00	3,164
BHA-D2040.08	200	40	0,80	1,721
BHA-D2040.10	200	40	1,00	2,151
BHA-D2040.12	200	40	1,20	2,581
BHA-D2040.15	200	40	1,50	3,222
BHA-D2040.20	200	40	2,00	3,872
BHA-D2540.12	250	40	1,20	3,052
BHA-D2540.15	250	40	1,50	3,815
BHA-D2540.20	250	40	2,00	4,578
BHA-D3040.12	300	40	1,20	3,523
BHA-D3040.15	300	40	1,50	4,404
BHA-D3040.20	300	40	2,00	5,285
BHA-D4040.15	400	40	1,50	5,581
BHA-D4040.20	400	40	2,00	6,698
BHA-D5040.15	500	40	1,50	6,759
BHA-D5040.20	500	40	2,00	8,111
BHA-D6040.15	600	40	1,50	7,936
BHA-D6040.20	600	40	2,00	9,524

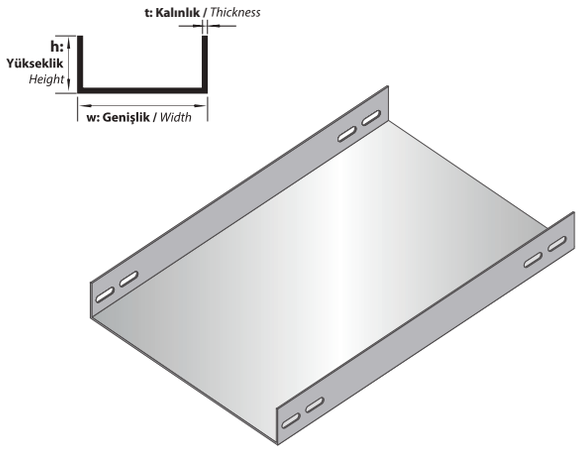

AÇIKLAMALAR / *INSTRUCTIONS :*

NOT: Standart uzunluk 2500mm. İsteğe bağlı olarak uzunluklar değişebilir.

! Deliksiz tip kablo kanallarında ölçü toleransı ± 3 mm.'dir.

! Belirtilen ağırlıklar kesim ağırlıklarıdır.

! Tüm kablo kanalları, Metrik 8 cıvata ae somun kullanımına uygundur.

NOTE: *Standart Length is 2500mm. On request the Lengths can change.*

! *The dimension tolerance in non-perforated cable trays is ±3 mm*

! *The indicated weights are the weights before fabrication.*

! *All the cable trays are convenient for M8 bolt and nut usage.*

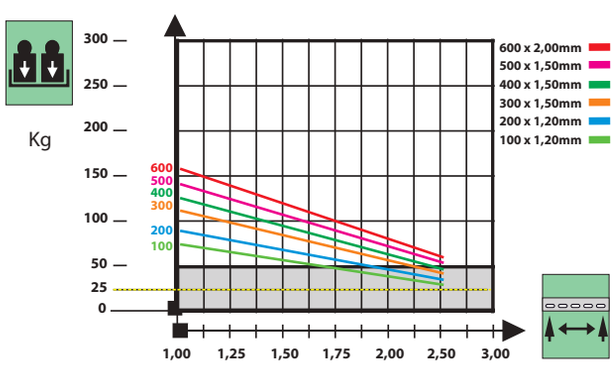

'm' Destekler Arası Mesafe
'm' Span Between Supports

Kilogram Olarak Müsade Edilen Kablo Kanalı Yükü
Cable Tray Load in Kg

Sipariş Kodu *(Order Code)*	w *(mm)*	h *(mm)*	t *(mm)*	L *(mm)*	Kg/Adet *(Kg/Pcs.)*
BHA-KN1-04.12	15	42	1,20	174	0,093

EK ELEMANI *JOINT PIECE*

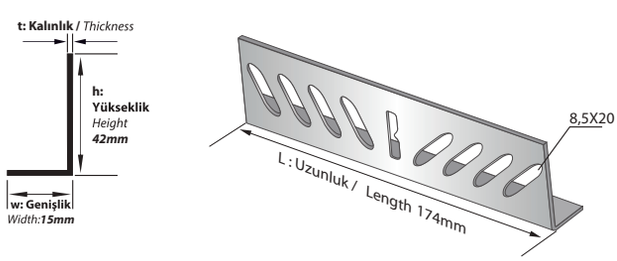

AÇIKLAMALAR / *INSTRUCTIONS :*

NOT: Tüm Ek Elemanları, Metrik 8 cıvata ve somun kullanımına uygundur.

! Belirtilen ağırlıklar kesim ağırlıklarıdır.

! 1 Adet Ek Elemanı Standartta 4 Takım M8 Cıvata Somun İle Kullanıma Uygundur.

NOTE: All The Cable Trays are Convenient for M8 Bolt and Nut Usage.

! The indicated weights are the weights before fabrication.

! One Piece Of straight Connector is Suitable for The Usage of 4 set of M8 Bolt and Nut.

DELİKSİZ NORMAL TİP KABLO KANALLARI *NON-PERFORATED NORMAL TYPE CABLE TRAYS*

Sipariş Kodu *(Order Code)*	w *(mm)*	h *(mm)*	t *(mm)*	Kg/Mt *(Kg/Mt)*
BHA-DH0550.08	50	50	0,80	0,904
BHA-DH0550.10	50	50	1,00	1,130
BHA-DH0550.12	50	50	1,20	1,356
BHA-DH0550.15	50	50	1,50	1,696
BHA-DH0550.20	50	50	2,00	2,034
BHA-DH0750.08	70	50	0,80	1,030
BHA-DH0750.10	70	50	1,00	1,287
BHA-DH0750.12	70	50	1,20	1,545
BHA-DH0750.15	70	50	1,50	1,931
BHA-DH0750.20	70	50	2,00	2,317
BHA-DH1050.08	100	50	0,80	1,218
BHA-DH1050.10	100	50	1,00	1,523
BHA-DH1050.12	100	50	1,20	1,827
BHA-DH1050.15	100	50	1,50	2,284
BHA-DH1050.20	100	50	2,00	2,741
BHA-DH1250.08	120	50	0,80	1,344
BHA-DH1250.10	120	50	1,00	1,680
BHA-DH1250.12	120	50	1,20	2,016
BHA-DH1250.15	120	50	1,50	2,520
BHA-DH1250.20	120	50	2,00	3,024
BHA-DH1550.08	150	50	0,80	1,532
BHA-DH1550.10	150	50	1,00	1,915
BHA-DH1550.12	150	50	1,20	2,298
BHA-DH1550.15	150	50	1,50	2,873
BHA-DH1550.20	150	50	2,00	3,447
BHA-DH2050.08	200	50	0,80	1,846
BHA-DH2050.10	200	50	1,00	2,308
BHA-DH2050.12	200	50	1,20	2,769
BHA-DH2050.15	200	50	1,50	3,462
BHA-DH2050.20	200	50	2,00	4,154
BHA-DH2550.12	250	50	1,20	3,240
BHA-DH2550.15	250	50	1,50	4,051
BHA-DH2550.20	250	50	2,00	4,861
BHA-DH3050.12	300	50	1,20	3,711
BHA-DH3050.15	300	50	1,50	4,639
BHA-DH3050.20	300	50	2,00	5,568
BHA-DH4050.15	400	50	1,50	5,817
BHA-DH4050.20	400	50	2,00	6,980
BHA-DH5050.15	500	50	1,50	6,994
BHA-DH5050.20	500	50	2,00	8,393
BHA-DH6050.15	600	50	1,50	8,172
BHA-DH6050.20	600	50	2,00	9,806

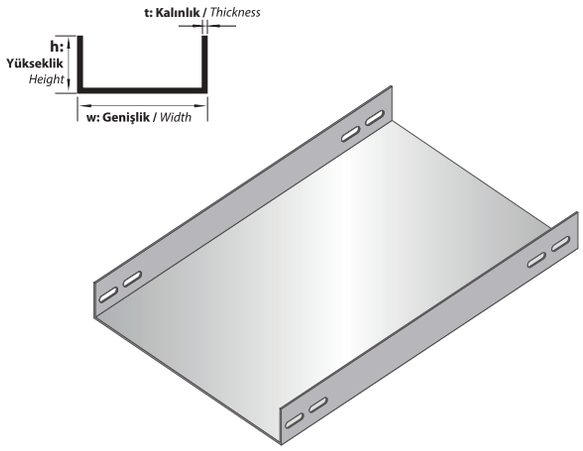

AÇIKLAMALAR / *INSTRUCTIONS :*

NOT: Standart uzunluk 2500mm. İsteğe bağlı olarak uzunluklar değişebilir.

! Deliksiz tip kablo kanallarında ölçü toleransı ± 3 mm.'dir.

! Belirtilen ağırlıklar kesim ağırlıklarıdır.

! Tüm kablo kanalları, Metrik 8 cıvata ve somun kullanımına uygundur.

NOTE: *Standart Length is 2500mm. On request the Lengths can change.*

! *The dimension tolerance in non-perforated cable trays is ±3 mm*

! *The indicated weights are the weights before fabrication.*

! *All the cable trays are convenient for M8 bolt and nut usage.*

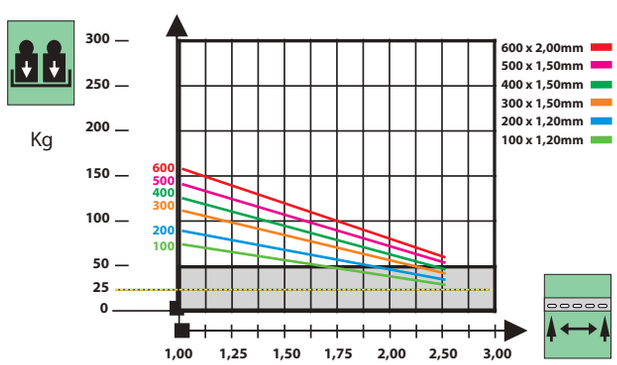

'm' Destekler Arası Mesafe
'm' Span Between Supports

Kilogram Olarak Müsade Edilen Kablo Kanalı Yükü
Cable Tray Load in Kg

EK ELEMANI *JOINT PIECE*

Sipariş Kodu *(Order Code)*	w *(mm)*	h *(mm)*	t *(mm)*	L *(mm)*	Kg/Adet *(Kg/Pcs.)*
BHA-KN1-05.12	15	52	1,20	174	0,110

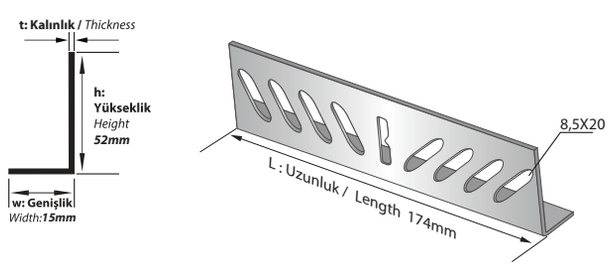

AÇIKLAMALAR / *INSTRUCTIONS :*

NOT: Tüm Ek Elemanları, Metrik 8 cıvata ve somun kullanımına uygundur.

! Belirtilen ağırlıklar kesim ağırlıklarıdır.

! 1 Adet Ek Elemanı Standartta 4 Takım M8 Cıvata Somun İle Kullanıma Uygundur.

NOTE: All The Cable Trays are Convenient for M8 Bolt and Nut Usage.

! The indicated weights are the weights before fabrication.

! One Piece Of straight Connector is Suitable for The Usage of 4 set of M8 Bolt and Nut.

DELİKSİZ NORMAL TİP KABLO KANALLARI *NON-PERFORATED NORMAL TYPE CABLE TRAYS*

Sipariş Kodu *(Order Code)*	w *(mm)*	h *(mm)*	t *(mm)*	Kg/Mt *(Kg/Mt)*
BHA-DEH0560.08	50	60	0,80	1,030
BHA-DEH0560.10	50	60	1,00	1,287
BHA-DEH0560.12	50	60	1,20	1,545
BHA-DEH0560.15	50	60	1,50	1,931
BHA-DEH0560.20	50	60	2,00	2,317
BHA-DEH0760.08	70	60	0,80	1,156
BHA-DEH0760.10	70	60	1,00	1,444
BHA-DEH0760.12	70	60	1,20	1,733
BHA-DEH0760.15	70	60	1,50	2,167
BHA-DEH0760.20	70	60	2,00	2,599
BHA-DEH1060.08	100	60	0,80	1,344
BHA-DEH1060.10	100	60	1,00	1,680
BHA-DEH1060.12	100	60	1,20	2,016
BHA-DEH1060.15	100	60	1,50	2,520
BHA-DEH1060.20	100	60	2,00	3,024
BHA-DEH1260.08	120	60	0,80	1,470
BHA-DEH1260.10	120	60	1,00	1,837
BHA-DEH1260.12	120	60	1,20	2,204
BHA-DEH1260.15	120	60	1,50	2,755
BHA-DEH1260.20	120	60	2,00	3,307
BHA-DEH1560.08	150	60	0,80	1,658
BHA-DEH1560.10	150	60	1,00	2,072
BHA-DEH1560.12	150	60	1,20	2,487
BHA-DEH1560.15	150	60	1,50	3,109
BHA-DEH1560.20	150	60	2,00	3,730
BHA-DEH2060.08	200	60	0,80	1,972
BHA-DEH2060.10	200	60	1,00	2,465
BHA-DEH2060.12	200	60	1,20	2,958
BHA-DEH2060.15	200	60	1,50	3,697
BHA-DEH2060.20	200	60	2,00	4,437
BHA-DEH2560.12	250	60	1,20	3,429
BHA-DEH2560.15	250	60	1,50	4,286
BHA-DEH2560.20	250	60	2,00	5,144
BHA-DEH3060.12	300	60	1,20	3,900
BHA-DEH3060.15	300	60	1,50	4,875
BHA-DEH3060.20	300	60	2,00	5,850
BHA-DEH4060.15	400	60	1,50	6,052
BHA-DEH4060.20	400	60	2,00	7,263
BHA-DEH5060.15	500	60	1,50	7,230
BHA-DEH5060.20	500	60	2,00	8,676
BHA-DEH6060.15	600	60	2,00	8,408
BHA-DEH6060.20	600	60	2,00	10,089

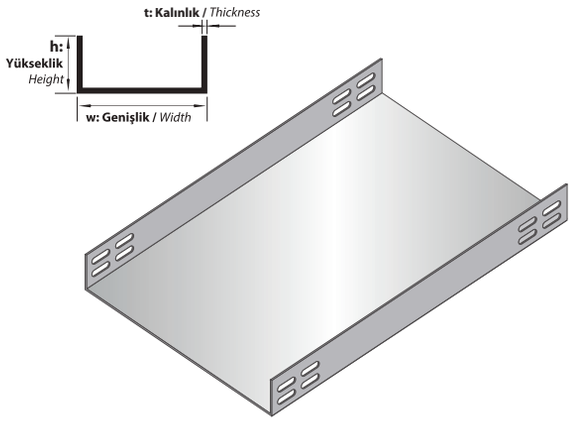

AÇIKLAMALAR / *INSTRUCTIONS :*

NOT: Standart uzunluk 2500mm. İsteğe bağlı olarak uzunluklar değişebilir.

! Deliksiz tip kablo kanallarında ölçü toleransı ± 3 mm.'dir.

! Belirtilen ağırlıklar kesim ağırlıklarıdır

! Tüm kablo kanalları, Metrik 8 cıvata ve somun kullanımına uygundur.

NOTE: *Standart Length is 2500mm. On request the Lengths can change.*

! *The dimension tolerance in non-perforated cable trays is ±3 mm*

! *The indicated weights are the weights before fabrication.*

! *All the cable trays are convenient for M8 bolt and nut usage.*

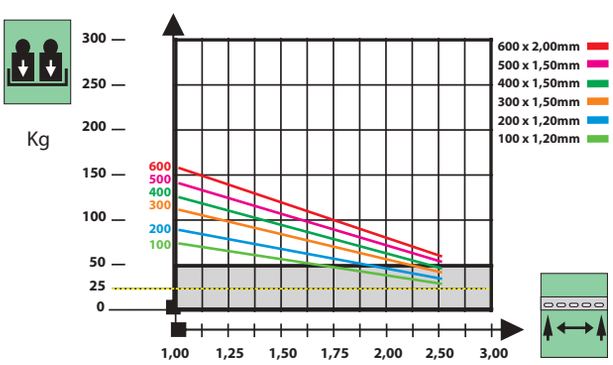

Kilogram Olarak Müsade Edilen Kablo Kanalı Yükü
Cable Tray Load in Kg

'm' Destekler Arası Mesafe
'm' Span Between Supports

Sipariş Kodu *(Order Code)*	w *(mm)*	h *(mm)*	t *(mm)*	L *(mm)*	Kg/Adet *(Kg/Pcs.)*
BHA-KN1-06.12	15	62	1,20	174	0,126

EK ELEMANI *JOINT PIECE*

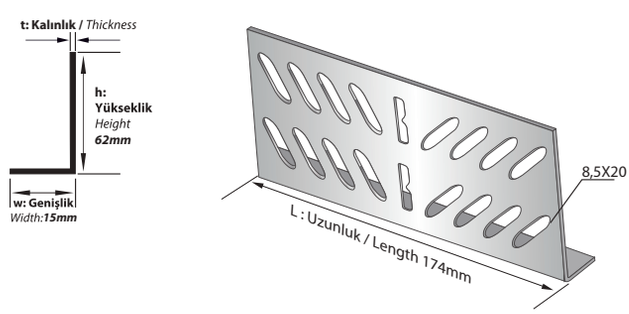

AÇIKLAMALAR / *INSTRUCTIONS :*

NOT: Tüm Ek Elemanları, Metrik 8 cıvata ve somun kullanımına uygundur.

! Belirtilen ağırlıklar kesim ağırlıklarıdır.

! 1 Adet Ek Elemanı Standartta 4 Takım M8 Cıvata Somun İle Kullanıma Uygundur.

NOTE: *All The Cable Trays are Convenient for M8 Bolt and Nut Usage.*

! *The indicated weights are the weights before fabrication.*

! *One Piece Of straight Connector is Suitable for The Usage of 4-8 set of M8 Bolt and Nut.*

DELİKSİZ AĞIR HİZMET TİPİ KABLO KANALLARI *NON-PERFORATED HEAVY DUTY TYPE CABLE TRAYS*

Sipariş Kodu *(Order Code)*	w *(mm)*	h *(mm)*	t *(mm)*	Kg/Mt *(Kg/Mt)*
BHA-DA0540.08	50	40	0,80	0,904
BHA-DA0540.10	50	40	1,00	1,130
BHA-DA0540.12	50	40	1,20	1,356
BHA-DA0540.15	50	40	1,50	1,696
BHA-DA0540.20	50	40	2,00	2,034
BHA-DA0740.08	70	40	0,80	1,030
BHA-DA0740.10	70	40	1,00	1,287
BHA-DA0740.12	70	40	1,20	1,545
BHA-DA0740.15	70	40	1,50	1,931
BHA-DA0740.20	70	40	2,00	2,317
BHA-DA1040.08	100	40	0,80	1,218
BHA-DA1040.10	100	40	1,00	1,523
BHA-DA1040.12	100	40	1,20	1,827
BHA-DA1040.15	100	40	1,50	2,284
BHA-DA1040.20	100	40	2,00	2,741
BHA-DA1240.08	120	40	0,80	1,344
BHA-DA1240.10	120	40	1,00	1,680
BHA-DA1240.12	120	40	1,20	2,016
BHA-DA1240.15	120	40	1,50	2,520
BHA-DA1240.20	120	40	2,00	3,024
BHA-DA1540.08	150	40	0,80	1,532
BHA-DA1540.10	150	40	1,00	1,915
BHA-DA1540.12	150	40	1,20	2,298
BHA-DA1540.15	150	40	1,50	2,873
BHA-DA1540.20	150	40	2,00	3,447
BHA-DA2040.08	200	40	0,80	1,846
BHA-DA2040.10	200	40	1,00	2,308
BHA-DA2040.12	200	40	1,20	2,769
BHA-DA2040.15	200	40	1,50	3,462
BHA-DA2040.20	200	40	2,00	4,154
BHA-DA2540.12	250	40	1,20	3,240
BHA-DA2540.15	250	40	1,50	4,051
BHA-DA2540.20	250	40	2,00	4,861
BHA-DA3040.12	300	40	1,20	3,711
BHA-DA3040.15	300	40	1,50	4,639
BHA-DA3040.20	300	40	2,00	5,567
BHA-DA4040.15	400	40	1,50	5,817
BHA-DA4040.20	400	40	2,00	6,980
BHA-DA5040.15	500	40	1,50	6,994
BHA-DA5040.20	500	40	2,00	8,393
BHA-DA6040.15	600	40	1,50	8,172
BHA-DA6040.20	600	40	2,00	9,806

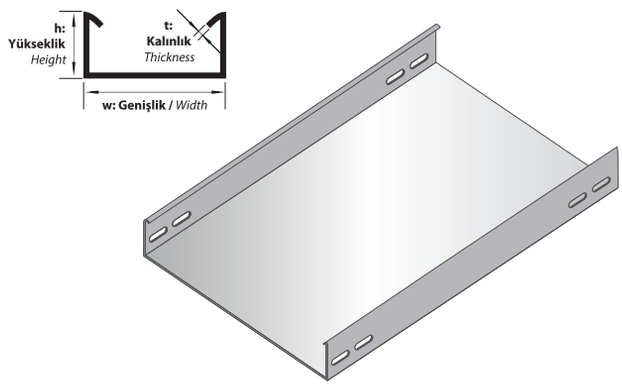

AÇIKLAMALAR / *INSTRUCTIONS :*

NOT: Standart uzunluk 2500mm. İsteğe bağlı olarak uzunluklar değişebilir.

! Deliksiz tip kablo kanallarında ölçü toleransı ± 3 mm.'dir.

! Belirtilen ağırlıklar kesim ağırlıklarıdır.

! Tüm kablo kanalları, Metrik 8 cıvata ve somun kullanımına uygundur.

NOTE: *Standart Length is 2500mm. On request the Lengths can change.*

! *The dimension tolerance in non-perforated cable trays is ±3 mm*

! *The indicated weights are the weights before fabrication.*

! *All the cable trays are convenient for M8 bolt and nut usage.*

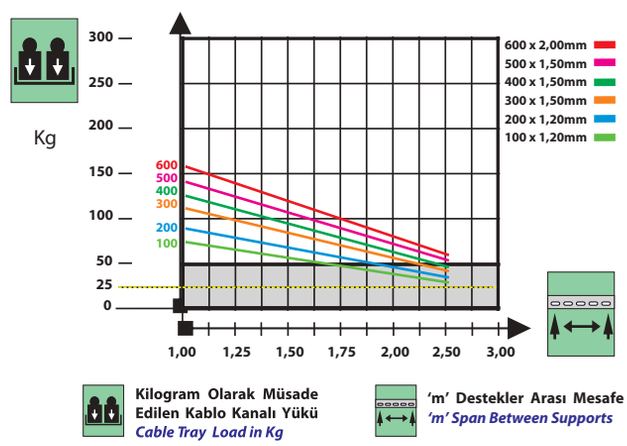

EK ELEMANI *JOINT PIECE*

Sipariş Kodu *(Order Code)*	w *(mm)*	h *(mm)*	t *(mm)*	L *(mm)*	Kg/Adet *(Kg/Pcs.)*
BHA-KN1-04.12	15	42	1,20	174	0,093

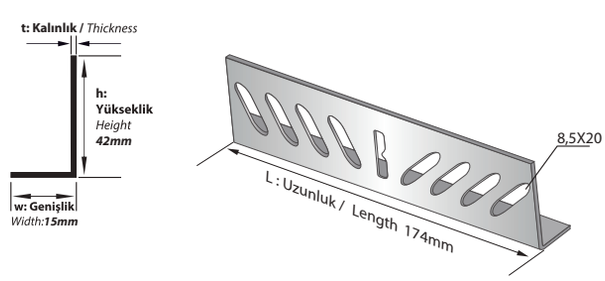

AÇIKLAMALAR / *INSTRUCTIONS :*

NOT: Tüm Ek Elemanları, Metrik 8 cıvata ve somun kullanımına uygundur.

! Belirtilen ağırlıklar kesim ağırlıklarıdır.

! 1 Adet Ek Elemanı Standartta 4 Takım M8 Cıvata Somun İle Kullanıma Uygundur.

NOTE: All The Cable Trays are Convenient for M8 Bolt and Nut Usage.

! The indicated weights are the weights before fabrication.

! One Piece Of straight Connector is Suitable for The Usage of 4 set of M8 Bolt and Nut.

DELİKSİZ AĞIR HİZMET TİPİ KABLO KANALLARI *NON-PERFORATED HEAVY DUTY TYPE CABLE TRAYS*

Sipariş Kodu *(Order Code)*	w *(mm)*	h *(mm)*	t *(mm)*	Kg/Mt *(Kg/Mt)*
BHA-DHA0550.08	50	50	0,80	1,030
BHA-DHA0550.10	50	50	1,00	1,287
BHA-DHA0550.12	50	50	1,20	1,545
BHA-DHA0550.15	50	50	1,50	1,931
BHA-DHA0550.20	50	50	2,00	2,317
BHA-DHA0750.08	70	50	0,80	1,156
BHA-DHA0750.10	70	50	1,00	1,444
BHA-DHA0750.12	70	50	1,20	1,733
BHA-DHA0750.15	70	50	1,50	2,167
BHA-DHA0750.20	70	50	2,00	2,599
BHA-DHA1050.08	100	50	0,80	1,344
BHA-DHA1050.10	100	50	1,00	1,680
BHA-DHA1050.12	100	50	1,20	2,016
BHA-DHA1050.15	100	50	1,50	2,520
BHA-DHA1050.20	100	50	2,00	3,024
BHA-DHA1250.08	120	50	0,80	1,470
BHA-DHA1250.10	120	50	1,00	1,837
BHA-DHA1250.12	120	50	1,20	2,204
BHA-DHA1250.15	120	50	1,50	2,755
BHA-DHA1250.20	120	50	2,00	3,379
BHA-DHA1550.08	150	50	0,80	1,658
BHA-DHA1550.10	150	50	1,00	2,078
BHA-DHA1550.12	150	50	1,20	2,487
BHA-DHA1550.15	150	50	1,50	3,109
BHA-DHA1550.20	150	50	2,00	3,740
BHA-DHA2050.08	200	50	0,80	1,972
BHA-DHA2050.10	200	50	1,00	2,465
BHA-DHA2050.12	200	50	1,20	2,958
BHA-DHA2050.15	200	50	1,50	3,697
BHA-DHA2050.20	200	50	2,00	4,437
BHA-DHA2550.12	250	50	1,20	3,429
BHA-DHA2550.15	250	50	1,50	4,286
BHA-DHA2550.20	250	50	2,00	5,143
BHA-DHA3050.12	300	50	1,20	3,900
BHA-DHA3050.15	300	50	1,50	4,875
BHA-DHA3050.20	300	50	2,00	5,800
BHA-DHA4050.15	400	50	1,50	6,052
BHA-DHA4050.20	400	50	2,00	7,263
BHA-DHA5050.15	500	50	1,50	7,230
BHA-DHA5050.20	500	50	2,00	8,676
BHA-DHA6050.15	600	50	1,50	8,408
BHA-DHA6050.20	600	50	2,00	10,090

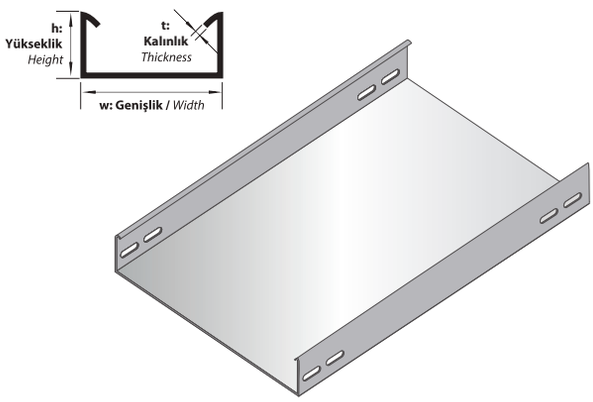

AÇIKLAMALAR / *INSTRUCTIONS :*

NOT: Standart uzunluk 2500mm. İsteğe bağlı olarak uzunluklar değişebilir.

! Deliksiz tip kablo kanallarında ölçü toleransı ± 3 mm.'dir.

! Belirtilen ağırlıklar kesim ağırlıklarıdır.

! Tüm kablo kanalları, Metrik 8 cıvata ve somun kullanımına uygundur.

NOTE: *Standart Length is 2500mm. On request the Lengths can change.*

! *The dimension tolerance in non-perforated cable trays is ±3 mm*

! *The indicated weights are the weights before fabrication.*

! *All the cable trays are convenient for M8 bolt and nut usage.*

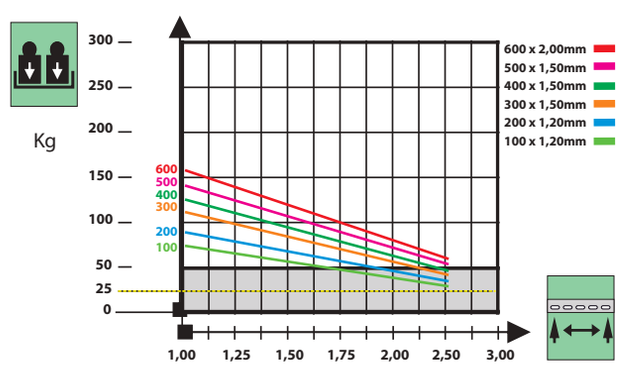

Kilogram Olarak Müsade Edilen Kablo Kanalı Yükü
Cable Tray Load in Kg

'm' Destekler Arası Mesafe
'm' Span Between Supports

Sipariş Kodu *(Order Code)*	w *(mm)*	h *(mm)*	t *(mm)*	L *(mm)*	Kg/Adet *(Kg/Pcs.)*
BHA-KN1-05.12	15	52	1,20	174	0,110

EK ELEMANI *JOINT PIECE*

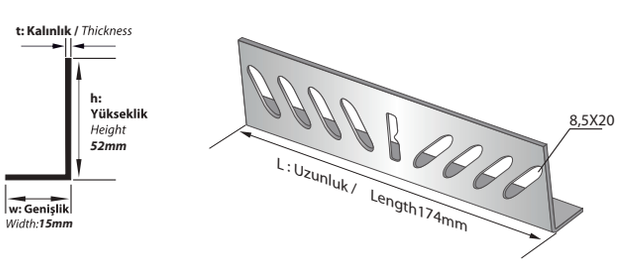

AÇIKLAMALAR / *INSTRUCTIONS :*

NOT: Tüm Ek Elemanları, Metrik 8 cıvata ve somun kullanımına uygundur.

! Belirtilen ağırlıklar kesim ağırlıklarıdır.

! 1 Adet Ek Elemanı Standartta 4 Takım M8 Cıvata Somun İle Kullanıma Uygundur.

NOTE: All The Cable Trays are Convenient for M8 Bolt and Nut Usage.

! The indicated weights are the weights before fabrication.

! One Piece Of straight Connector is Suitable for The Usage of 4 set of M8 Bolt and Nut.

DELİKSİZ AĞIR HİZMET TİPİ KABLO KANALLARI *NON-PERFORATED HEAVY DUTY TYPE CABLE TRAYS*

Sipariş Kodu *(Order Code)*	w *(mm)*	h *(mm)*	t *(mm)*	Kg/Mt *(Kg/Mt)*
BHA-DEHA0560.08	50	60	0,80	1,156
BHA-DEHA0560.10	50	60	1,00	1,444
BHA-DEHA0560.12	50	60	1,20	1,733
BHA-DEHA0560.15	50	60	1,50	2,167
BHA-DEHA0560.20	50	60	2,00	2,599
BHA-DEHA0760.08	70	60	0,80	1,281
BHA-DEHA0760.10	70	60	1,00	1,601
BHA-DEHA0760.12	70	60	1,20	1,922
BHA-DEHA0760.15	70	60	1,50	2,402
BHA-DEHA0760.20	70	60	2,00	2,882
BHA-DEHA1060.08	100	60	0,80	1,470
BHA-DEHA1060.10	100	60	1,00	1,837
BHA-DEHA1060.12	100	60	1,20	2,204
BHA-DEHA1060.15	100	60	1,50	2,755
BHA-DEHA1060.20	100	60	2,00	3,307
BHA-DEHA1260.08	120	60	0,80	1,595
BHA-DEHA1260.10	120	60	1,00	1,994
BHA-DEHA1260.12	120	60	1,20	2,393
BHA-DEHA1260.15	120	60	1,50	2,991
BHA-DEHA1260.20	120	60	2,00	3,589
BHA-DEHA1560.08	150	60	0,80	1,784
BHA-DEHA1560.10	150	60	1,00	2,229
BHA-DEHA1560.12	150	60	1,20	2,675
BHA-DEHA1560.15	150	60	1,50	3,344
BHA-DEHA1560.20	150	60	2,00	4,102
BHA-DEHA2060.08	200	60	0,80	2,098
BHA-DEHA2060.10	200	60	1,00	2,622
BHA-DEHA2060.12	200	60	1,20	3,146
BHA-DEHA2060.15	200	60	1,50	3,933
BHA-DEHA2060.20	200	60	2,00	4,720
BHA-DEHA2560.12	250	60	1,20	3,617
BHA-DEHA2560.15	250	60	1,50	4,522
BHA-DEHA2560.20	250	60	2,00	5,426
BHA-DEHA3060.12	300	60	1,20	4,088
BHA-DEHA3060.15	300	60	1,50	5,110
BHA-DEHA3060.20	300	60	2,00	6,132
BHA-DEHA4060.15	400	60	1,50	6,288
BHA-DEHA4060.20	400	60	2,00	7,545
BHA-DEHA5060.15	500	60	1,50	7,465
BHA-DEHA5060.20	500	60	2,00	8,959
BHA-DEHA6060.15	600	60	1,50	8,585
BHA-DEHA6060.20	600	60	2,00	10,372

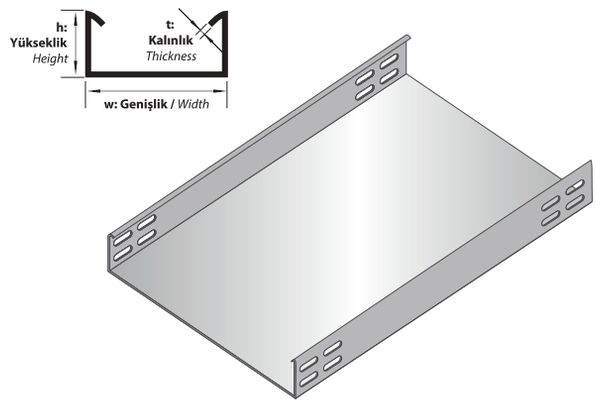

AÇIKLAMALAR / *INSTRUCTIONS :*

NOT: Standart uzunluk 2500mm. İsteğe bağlı olarak uzunluklar değişebilir.

! Deliksiz tip kablo kanallarında ölçü toleransı ± 3 mm.'dir.

! Belirtilen ağırlıklar kesim ağırlıklarıdır.

! Tüm kablo kanalları, Metrik 8 cıvata ve somun kullanımına uygundur.

NOTE: *Standart Length is 2500mm. On request the Lengths can change.*

! *The dimension tolerance in non-perforated cable trays is ±3 mm*

! *The indicated weights are the weights before fabrication.*

! *All the cable trays are convenient for M8 bolt and nut usage.*

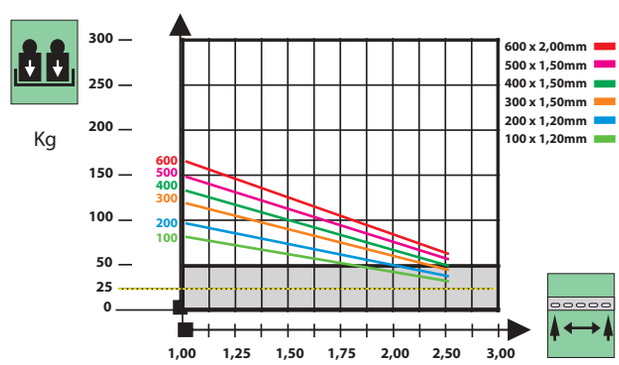

Kilogram Olarak Müsade Edilen Kablo Kanalı Yükü
Cable Tray Load in Kg

'm' Destekler Arası Mesafe
'm' Span Between Supports

EK ELEMANI *JOINT PIECE*

Sipariş Kodu *(Order Code)*	w *(mm)*	h *(mm)*	t *(mm)*	L *(mm)*	Kg/Adet *(Kg/Pcs.)*
BHA-KN1-06.12	15	62	1,20	174	0,126

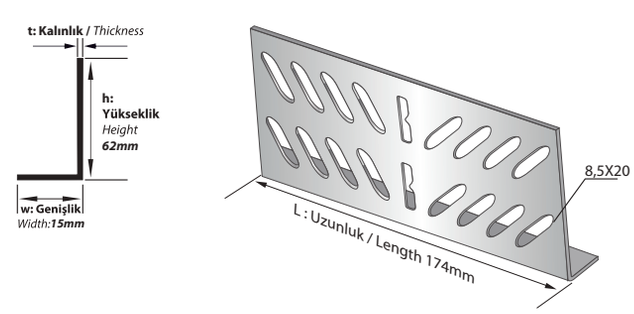

AÇIKLAMALAR / *INSTRUCTIONS :*

NOT: Tüm Ek Elemanları, Metrik 8 cıvata ve somun kullanımına uygundur.

! Belirtilen ağırlıklar kesim ağırlıklarıdır.

! 1 Adet Ek Elemanı Standartta 4 Takım M8 Cıvata Somun İle Kullanıma Uygundur.

NOTE: *All The Cable Trays are Convenient for M8 Bolt and Nut Usage.*

! *The indicated weights are the weights before fabrication.*

! *One Piece Of straight Connector is Suitable for The Usage of 4-8 set of M8 Bolt and Nut.*

DELİKSİZ AĞIR HİZMET TİPİ KABLO KANALLARI *NON-PERFORATED HEAVY DUTY TYPE CABLE TRAYS*

Sipariş Kodu *(Order Code)*	a *(mm)*	h *(mm)*	t *(mm)*	Kg/Mt *(Kg/Mt)*
BHA-DEA10100.12	100	100	1,20	2,958
BHA-DEA10100.15	100	100	1,50	3,697
BHA-DEA10100.20	100	100	2,00	4,436
BHA-DEA12100.12	120	100	1,20	3,146
BHA-DEA12100.15	120	100	1,50	3,933
BHA-DEA12100.20	120	100	2,00	4,720
BHA-DEA15100.12	150	100	1,20	3,429
BHA-DEA15100.15	150	100	1,50	4,286
BHA-DEA15100.20	150	100	2,00	5,143
BHA-DEA20100.12	200	100	1,20	3,900
BHA-DEA20100.15	200	100	1,50	4,875
BHA-DEA20100.20	200	100	2,00	5,850
BHA-DEA25100.12	250	100	1,20	4,371
BHA-DEA25100.15	250	100	1,50	5,464
BHA-DEA25100.20	250	100	2,00	6,556
BHA-DEA30100.15	300	100	1,50	6,053
BHA-DEA30100.20	300	100	2,00	7,263
BHA-DEA40100.15	400	100	1,50	7,230
BHA-DEA40100.20	400	100	2,00	8,676
BHA-DEA50100.15	500	100	1,50	8,408
BHA-DEA50100.20	500	100	2,00	10,089
BHA-DEA60100.15	600	100	1,50	9,585
BHA-DEA60100.20	600	100	2,00	11,502

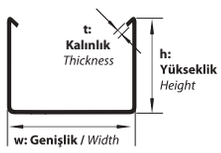

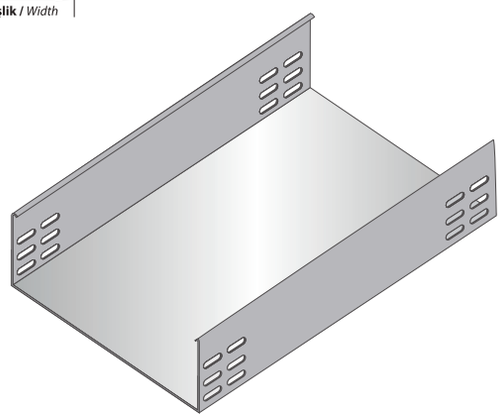

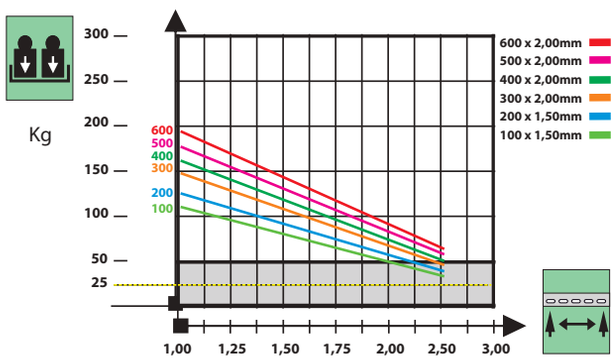

AÇIKLAMALAR / *INSTRUCTIONS :*

NOT: Standart uzunluk 2500mm. İsteğe bağlı olarak uzunluklar değişebilir.
! Deliksiz tip kablo kanallarında ölçü toleransı ± 3 mm.'dir.
! Belirtilen ağırlıklar kesim
! Tüm kablo kanalları, Metrik 8 cıvata ve somun kullanımına uygundur.

NOTE: *Standart Length is 2500mm. On request the Lengths can change.*
! *The dimension tolerance in non-perforated cable trays is ±3 mm*
! *The indicated weights are the weights before fabrication.*
! *All the cable trays are convenient for M8 bolt and nut usage.*

'm' Destekler Arası Mesafe
'm' Span Between Supports

Kilogram Olarak Müsade Edilen Kablo Kanalı Yükü
Cable Tray Load in Kg

EK ELEMANI *JOINT PIECE*

Sipariş Kodu *(Order Code)*	w *(mm)*	h *(mm)*	t *(mm)*	L *(mm)*	Kg/Adet *(Kg/Pcs.)*
BHA-A1-10.12	15	102	1,20	174	0,191

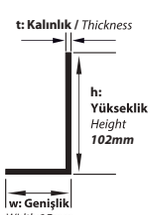

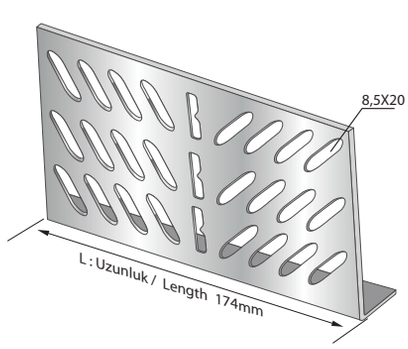

AÇIKLAMALAR / *INSTRUCTIONS :*

NOT: Tüm Ek Elemanları, Metrik 8 cıvata ve somun kullanımına uygundur.
! Belirtilen ağırlıklar kesim ağırlıklarıdır.
! 1 Adet Ek Elemanı Standartta 8-12 Takım M8 Cıvata Somun İle Kullanıma Uygundur.

NOTE: *All The Cable Trays are Convenient for M8 Bolt and Nut Usage.*
! *The indicated weights are the weights before fabrication.*
! *One Piece Of straight Connector is Suitable for The Usage of 4-12 set of M8 Bolt and Nut.*

DELİKSİZ AĞIR HİZMET TİPİ KABLO KANALLARI *NON-PERFORATED HEAVY DUTY TYPE CABLE TRAYS*

Sipariş Kodu *(Order Code)*	w *(mm)*	h *(mm)*	t *(mm)*	Kg/Mt *(Kg/Mt)*
BHA-DEAH15150.15	150	150	1,50	5,464
BHA-DEAH15150.20	150	150	2,00	6,556
BHA-DEAH20150.15	200	150	1,50	6,052
BHA-DEAH20150.15	200	150	2,00	7,263
BHA-DEAH25150.15	250	150	1,50	6,641
BHA-DEAH25150.20	250	150	2,00	7,969
BHA-DEAH30150.20	300	150	2,00	9,640
BHA-DEAH40150.20	400	150	2,00	11,210
BHA-DEAH50150.20	500	150	2,00	12,780
BHA-DEAH60150.20	600	150	2,00	14,350



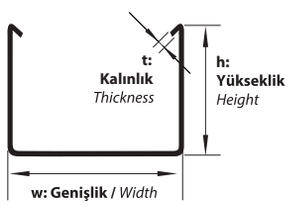

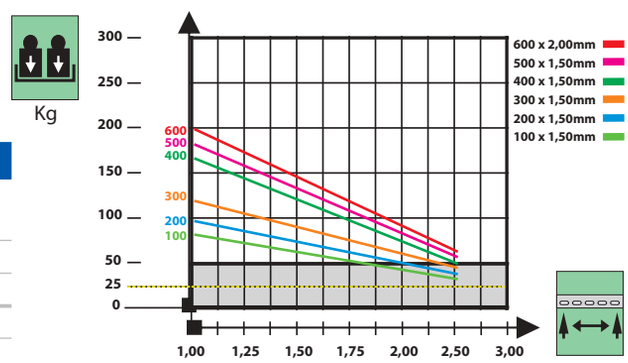

Kilogram Olarak Müsade Edilen Kablo Kanalı Yükü
Cable Tray Load in Kg

'm' Destekler Arası Mesafe
'm' Span Between Supports

AÇIKLAMALAR / *INSTRUCTIONS :*

NOT: Standart uzunluk 2500mm. İsteğe bağlı olarak uzunluklar değişebilir.

! Deliksiz tip kablo kanallarında ölçü toleransı ± 3 mm.'dir.

! Belirtilen ağırlıklar kesim ağırlıklarıdır.

! Tüm kablo kanalları, Metrik 8 cıvata ve somun kullanımına uygundur.

NOTE: *Standart Length is 2500mm. On request the Lengths can change.*

! *The dimension tolerance in non-perforated cable trays is ±3 mm*

! *The indicated weights are the weights before fabrication.*

! *All the cable trays are convenient for M8 bolt and nut usage.*

EK ELEMANI *JOINT PIECE*

Sipariş Kodu *(Order Code)*	w *(mm)*	h *(mm)*	t *(mm)*	L *(mm)*	Kg/Adet *(Kg/Pcs.)*
BHA-A1-15.15	15	152	1,50	234	0,454

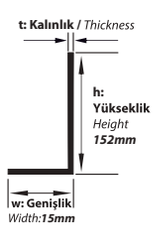

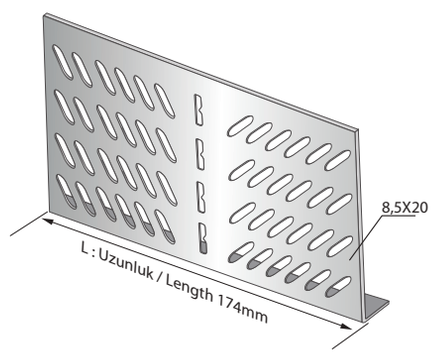

AÇIKLAMALAR / *INSTRUCTIONS :*

NOT: Tüm Ek Elemanları, Metrik 8 cıvata ve somun kullanımına uygundur.

! Belirtilen ağırlıklar kesim ağırlıklarıdır.

! 1 Adet Ek Elemanı Standartta 12-24 Takım M8 Cıvata Somun İle Kullanıma Uygundur.

NOTE: *All The Cable Trays are Convenient for M8 Bolt and Nut Usage.*

! *The indicated weights are the weights before fabrication.*

! One Piece Of straight Connector is Suitable for The Usage of 8-12 set of M8 Bolt and Nut.

Kablo Merdivenleri

Cable Ladders

Beha

Kablo Merdivenleri
Cable Ladders

84 h:40mm Perçinli Tip Kablo Merdivenleri - Kablo Merdiveni Ek Elemanı / *h:40mm Riveted Type Cable Ladder - Joint Piece*

85 Kablo Merdivenleri Dönüş Elemanları h:40mm Yatay 90° -T Dönüş - Dörtlü Dönüş
Cable Ladder Horizontal Bends h:40mm Bends 90° -T Branches - Crossing

86 Z Tip Redüksiyon Sol-Sağ-Ortadan -İç-Dış Bükey h:40mm / *Z Type Reducer Left-Right-Center -Inside and Outside Risers h:40mm*

87 h:50mm Perçinli Tip Kablo Merdivenleri - Kablo Merdiveni Ek Elemanı / *h:50mm Riveted Type Cable Ladder - Joint Piece*

88 Kablo Merdivenleri Dönüş Elemanları h:50mm Yatay 90° -T Dönüş - Dörtlü Dönüş
Cable Ladder Horizontal Bends h:50mm Bends 90° -T Branches - Crossing

89 Z Tip Redüksiyon Sol-Sağ-Ortadan -İç-Dış Bükey h:50mm / *Z Type Reducer Left-Right-Center -Inside and Outside Risers h:50mm*

90 h:60mm Perçinli Tip Kablo Merdivenleri - Kablo Merdiveni Ek Elemanı / *h:60mm Riveted Type Cable Ladder - Joint Piece*

91 Kablo Merdivenleri Dönüş Elemanları h:60mm Yatay 90° -T Dönüş - Dörtlü Dönüş
Cable Ladder Horizontal Bends h:6mm Bends 90° -T Branches - Crossing

92 Z Tip Redüksiyon Sol-Sağ-Ortadan -İç-Dış Bükey h:60mm / *Z Type Reducer Left-Right-Center -Inside and Outside Risers h:60mm*

93 h:100mm Perçinli Tip Kablo Merdivenleri - Kablo Merdiveni Ek Elemanı / *h:100mm Riveted Type Cable Ladder - Joint Piece*

94 Kablo Merdivenleri Dönüş Elemanları h:100mm Yatay 90° -T Dönüş - Dörtlü Dönüş
Cable Ladder Horizontal Bends h:100mm Bends 90° -T Branches - Crossing

95 Z Tip Redüksiyon Sol-Sağ-Ortadan -İç-Dış Bükey h:100mm / *Z Type Reducer Left-Right-Center -Inside and Outside Risers h:100mm*

96 h:125mm Perçinli Tip Kablo Merdivenleri - Kablo Merdiveni Ek Elemanı / *h:125mm Riveted Type Cable Ladder - Joint Piece*

97 Kablo Merdivenleri Dönüş Elemanları h:125mm Yatay 90° -T Dönüş - Dörtlü Dönüş
Cable Ladder Horizontal Bends h:125mm Bends 90° -T Branches - Crossing

98 Z Tip Redüksiyon Sol-Sağ-Ortadan -İç-Dış Bükey h:125mm / *Z Type Reducer Left-Right-Center -Inside and Outside Risers h:125mm*

99 h:150mm Perçinli Tip Kablo Merdivenleri - Kablo Merdiveni Ek Elemanı / *h:150mm Riveted Type Cable Ladder - Joint Piece*

100 Kablo Merdivenleri Dönüş Elemanları h:150mm Yatay 90° -T Dönüş - Dörtlü Dönüş
Cable Ladder Horizontal Bends h:150mm Bends 90° -T Branches - Crossing

101 Z Tip Redüksiyon Sol-Sağ-Ortadan -İç-Dış Bükey h:150mm / *Z Type Reducer Left-Right-Center -Inside and Outside Risers h:150mm*

102 Normal Tip 135° Dönüş Elemanları h:100-125-150 - *Normal Type 135° Bends h:40-50-60mm*

103 Normal Tip 135° Dönüş Elemanları h:100-125-150 - *Normal Type 135° Bends h:100-125-150mm*

104 Kablo Merdivenleri Yan Kenar h:40-50-60 / *Cable Ladders Side Rail h:40-50-60mm*

105 Kablo Merdivenleri Yan Kenar h:100-125-150 / *Cable Ladders Side Rail h:100-125-150mm*

106 90° Teknik Bilgi / *90° Technical Data*

107 90° Teknik Bilgi / *90° Technical Data*

108 T Dönüşler Teknik Bilgi / *Tee Branches Technical Data*

109 T Dönüşler Teknik Bilgi / *Tee Branches Technical Data*

110 Dörtlü Bağlantılar Teknik Bilgi / *Crossings Technical Data*

111 Dörtlü Bağlantılar Teknik Bilgi / *Crossings Technical Data*

Sipariş Kodu (Order Code)	w (mm)	h (mm)	t (mm)	Kg/Mt (Kg/Mt)
BHA-M1040.12	100	40	1,20	1,586
BHA-M1040.15	100	40	1,50	1,939
BHA-M1040.20	100	40	2,00	2,292
BHA-M1240.12	120	40	1,20	1,624
BHA-M1240.15	120	40	1,50	1,978
BHA-M1240.20	120	40	2,00	2,331
BHA-M1540.12	150	40	1,20	1,682
BHA-M1540.15	150	40	1,50	2,035
BHA-M1540.20	150	40	2,00	2,389
BHA-M2040.12	200	40	1,20	1,778
BHA-M2040.15	200	40	1,50	2,131
BHA-M2040.20	200	40	2,00	2,485
BHA-M2540.12	250	40	1,20	1,970
BHA-M2540.15	250	40	1,50	2,324
BHA-M2540.20	250	40	2,00	2,677
BHA-M3040.12	300	40	1,20	1,970
BHA-M3040.15	300	40	1,50	2,323
BHA-M3040.20	300	40	2,00	2,677
BHA-M4040.12	400	40	1,20	2,162
BHA-M4040.15	400	40	1,50	2,516
BHA-M4040.20	400	40	2,00	2,869
BHA-M5040.12	500	40	1,20	2,355
BHA-M5040.15	500	40	1,50	2,708
BHA-M5040.20	500	40	2,00	3,061
BHA-M6040.12	600	40	1,20	2,547
BHA-M6040.15	600	40	1,50	2,900
BHA-M6040.20	600	40	2,00	3,253

KABLO MERDİVENLERİ
CABLE LADDERS

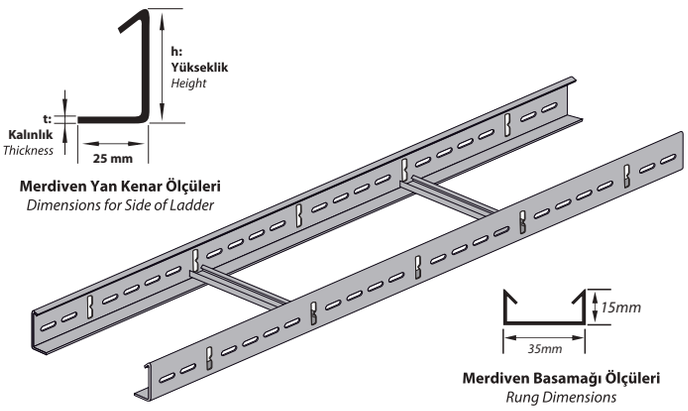

AÇIKLAMALAR / *INSTRUCTIONS :*

Not: Standart uzunluk 2500mm. İsteğe bağlı olarak uzunluklar değişebilir.

! Kablo merdivenlerinde ölçü toleransı ± 3 mm.'dir.

! Belirtilen ağırlıklar kesim ağırlıklarıdır.

! Tüm kablo merdivenleri, Metrik 8 cıvata ve somun kullanımına uygundur.

! Tüm kablo merdivenleri perçinli olarak üretilmektedir. İsteğe bağlı kablo merdivenleri kaynaklı olarak üretilebilir.

Note: *Standart length is 2500mm. On request the lengths can change.*

! *The dimension tolerance in Cable Ladders are ± 3mm*

! *The indicated weights are the weights before fabrication.*

! *All cable trays are convenient for M8 bolt and nut usage.*

! *Cable Ladders are manufactured as riveted type and upon request, ladders can be manufactured in welding method as well.*

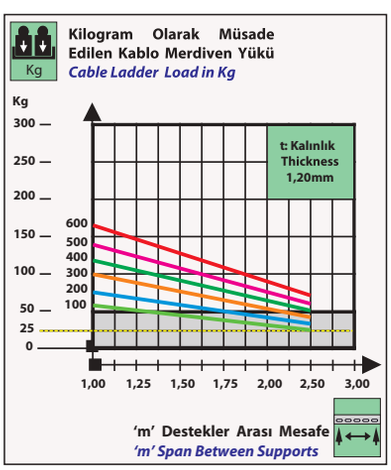

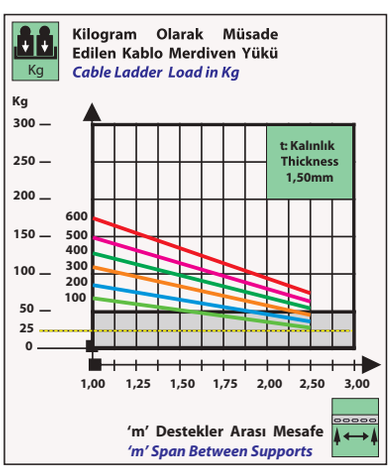

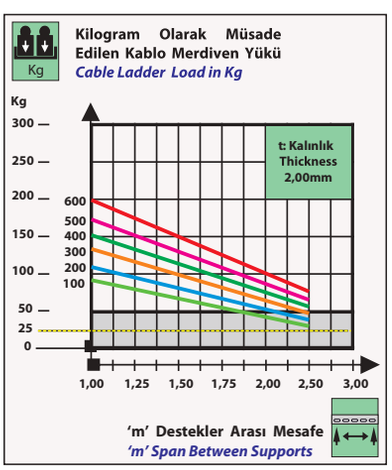

Sipariş Kodu (Order Code)	w (mm)	h (mm)	t (mm)	L (mm)	Kg/Adet (Kg/Pcs.)
BHA-KN1-04.12	15	42	1,20	174	0,093

EK ELEMANI
JOINT PIECE

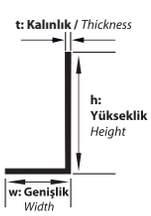

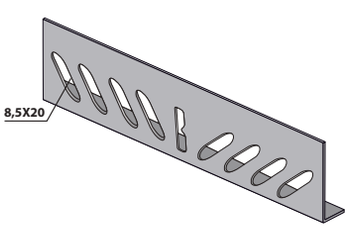

AÇIKLAMALAR / *INSTRUCTIONS :*

NOT: Tüm Ek Elemanları, Metrik 8 cıvata ve somun kullanımına uygundur.

! Belirtilen ağırlıklar kesim ağırlıklarıdır.

! 1 Adet Ek Elemanı Standartta 4 Takım M8 Cıvata Somun İle Kullanıma Uygundur.

NOTE: All The Cable Trays are Convenient for M8 Bolt and Nut Usage.

! The indicated weights are the weights before fabrication.

! One Piece Of straight Connector is Suitable for The Usage of 4 set of M8 Bolt and Nut.

MERDİVEN TİP 90° DÖNÜŞ ELEMANI
LADDER TYPE 90° BENDS

Sipariş Kodu *(Order Code)*	a,b *(mm)*	h *(mm)*	t *(mm)*	Kg/Adet *(Kg/Pcs.)*
BHA-YD110MP	105	40	1,50	1,087
BHA-YD112MP	125	40	1,50	1,148
BHA-YD115MP	155	40	1,50	1,425
BHA-YD120MP	205	40	1,50	1,609
BHA-YD125MP	255	40	1,50	1,794
BHA-YD130MP	305	40	1,50	1,978
BHA-YD140MP	405	40	1,50	2,520
BHA-YD150MP	505	40	1,50	2,953
BHA-YD160MP	605	40	1,50	3,386

AÇIKLAMALAR / *INSTRUCTIONS :*

Not: **Dönüş Modüllerindeki Özel Uygulamalar İçin Örnek Sipariş h:40mm a:100mm b:200mm "90° Yatay Dönüş"**

Note: The Example Order For Special Applications İn Bend Modules. h:40mm. a:100mm b:200mm Bend 90°.

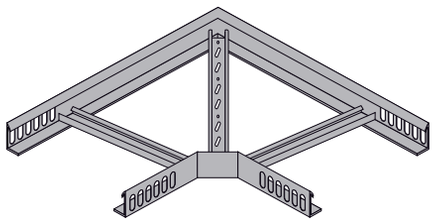

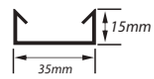

Merdiven Basamağı Ölçüleri
Rung Dimensions

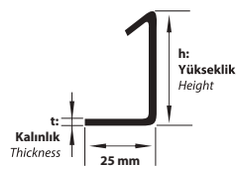

Merdiven Dönüş Yan Kenar Ölçüleri
Dimensions for Side of Ladder Bend

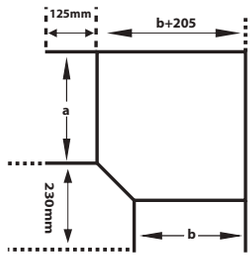

MERDİVEN TİP T DÖNÜŞ ELEMANI
LADDER TYPE TEE BRANCHES

Sipariş Kodu *(Order Code)*	a,b,c *(mm)*	h *(mm)*	t *(mm)*	Kg/Adet *(Kg/Pcs.)*
BHA-TD210MP	105	40	1,50	1,431
BHA-TD212MP	125	40	1,50	1,654
BHA-TD215MP	155	40	1,50	1,815
BHA-TD220MP	205	40	1,50	2,025
BHA-TD225MP	255	40	1,50	2,230
BHA-TD230MP	305	40	1,50	2,434
BHA-TD240MP	405	40	1,50	2,842
BHA-TD250MP	505	40	1,50	3,251
BHA-TD260MP	605	40	1,50	3,660

AÇIKLAMALAR / *INSTRUCTIONS :*

Not: **Dönüş Modüllerindeki Özel Uygulamalar İçin Örnek Sipariş h:40mm a:300mm b:200mm c:300mm "T" Dönüş**

Note: The Example Order For Special Applications İn Bend Modules. h:40mm. a:100mm b:200mm c:300mm "Tee branch".

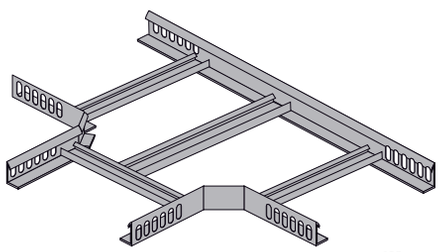

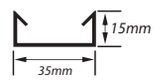

Merdiven Basamağı Ölçüleri
Rung Dimensions

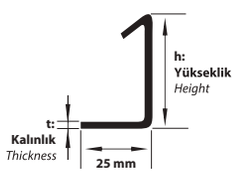

Merdiven Dönüş Yan Kenar Ölçüleri
Dimensions for Side of Ladder Bend

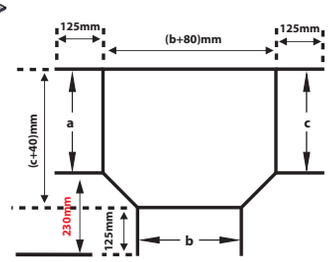

MERDİVEN TİP DÖRTLÜ DÖNÜŞ ELEMANI
LADDER TYPE CROSSINGS

Sipariş Kodu *(Order Code)*	a,b,c,d *(mm)*	h *(mm)*	t *(mm)*	Kg/Adet *(Kg/Pcs.)*
BHA-DD310MP	105	40	1,50	1,370
BHA-DD312MP	125	40	1,50	1,421
BHA-DD315MP	155	40	1,50	1,754
BHA-DD320MP	205	40	1,50	1,946
BHA-DD325MP	255	40	1,50	2,138
BHA-DD330MP	305	40	1,50	2,330
BHA-DD340MP	405	40	1,50	3,003
BHA-DD350MP	505	40	1,50	3,451
BHA-DD360MP	605	40	1,50	3,900

AÇIKLAMALAR / *INSTRUCTIONS :*

Not: **Dönüş Modüllerindeki Özel Uygulamalar İçin Örnek Sipariş h:40mm a:300mm b:200mm c:300mm d:200mm "Dörtlü" Dönüş**

Note: The Example Order For Special Applications İn Bend Modules. h:40mm. a:100mm b:200mm c:300mm d:200mm "crossing "

AÇIKLAMALAR / *INSTRUCTIONS :*

Not: **Tüm dönüş uygulamaları, Metrik 8 cıvata ve somun kullanımına uygundur. Belirtilen ağırlıklar kesim ağırlıklarıdır.**

Note: All the bend implementation are convenient for M8 bolt and Nut usage. The indicated weights are the weights before fabrication.

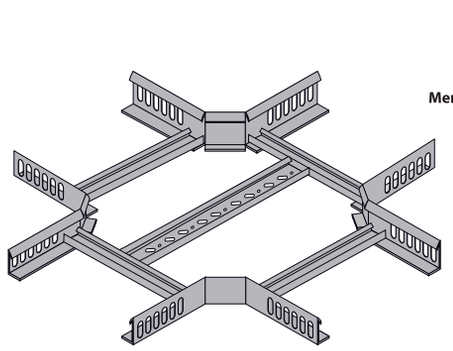

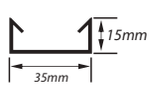

Merdiven Basamağı Ölçüleri
Rung Dimensions

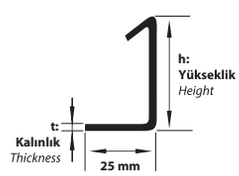

Merdiven Dönüş Yan Kenar Ölçüleri
Dimensions for Side of Ladder Bend

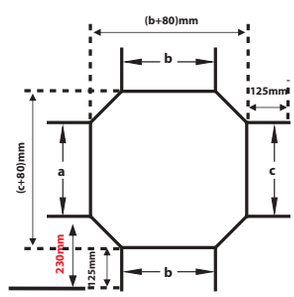

Z TİPİ REDÜKSİYONLAR SOLA
SOLA / LEFT
Z TYPE REDUCERS LEFT

Sipariş Kodu *(Order Code)*	w *(mm)*	h *(mm)*	t *(mm)*	Kg/Takım *(Kg/Set.)*
BHA-RZ1-50	50	40	1,50	0,173
BHA-RZ1-100	100	40	1,50	0,197
BHA-RZ1-150	150	40	1,50	0,220
BHA-RZ1-200	200	40	1,50	0,244
BHA-RZ1-250	250	40	1,50	0,267
BHA-RZ1-300	300	40	1,50	0,291

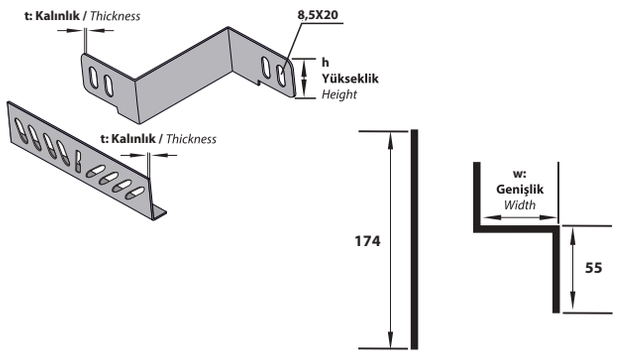

AÇIKLAMALAR / *INSTRUCTIONS :*

Not: **Lütfen Siparişlerinizde Redüksiyon Tipini ve "w" ölçüsünü belirtiniz. Özel Ölçüler İçin Lütfen Firmamız İle İrtibata Geçiniz.**

Note: ***Please Assert The Reduction Type And "w" Dimension For Special Dimensions Please Contact Our Firm.***

Z TİPİ REDÜKSİYONLAR SAĞA
SAĞA / RIGHT
Z TYPE REDUCERS RIGHT

Sipariş Kodu *(Order Code)*	w *(mm)*	h *(mm)*	t *(mm)*	Kg/Takım *(Kg/Set.)*
BHA-RZ1-50	50	40	1,50	0,173
BHA-RZ1-100	100	40	1,50	0,197
BHA-RZ1-150	150	40	1,50	0,220
BHA-RZ1-200	200	40	1,50	0,244
BHA-RZ1-250	250	40	1,50	0,267
BHA-RZ1-300	300	40	1,50	0,291

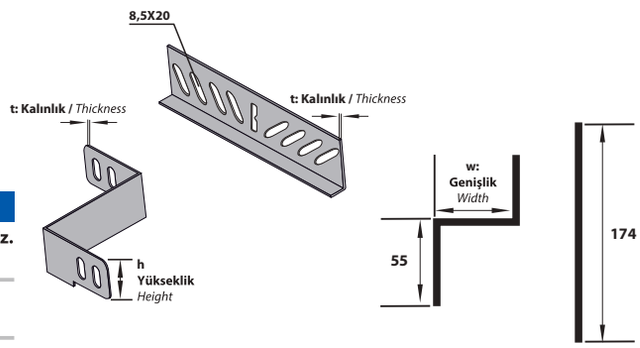

AÇIKLAMALAR / *INSTRUCTIONS :*

Not: **Lütfen Siparişlerinizde Redüksiyon Tipini ve "w" ölçüsünü belirtiniz. Özel Ölçüler İçin Lütfen Firmamız İle İrtibata Geçiniz.**

Note: ***Please Assert The Reduction Type And "w" Dimension For Special Dimensions Please Contact Our Firm.***

Z TİPİ REDÜKSİYONLAR ORTADAN
ORTADAN / CENTER
Z TYPE REDUCERS CENTER

Sipariş Kodu *(Order Code)*	w *(mm)*	h *(mm)*	t *(mm)*	Kg/Takım *(Kg/Set.)*
BHA-RZ2-25	25	40	1,50	0,137
BHA-RZ2-50	50	40	1,50	0,160
BHA-RZ2-100	100	40	1,50	0,207
BHA-RZ2-150	150	40	1,50	0,254
BHA-RZ2-200	200	40	1,50	0,301
BHA-RZ2-250	250	40	1,50	0,349

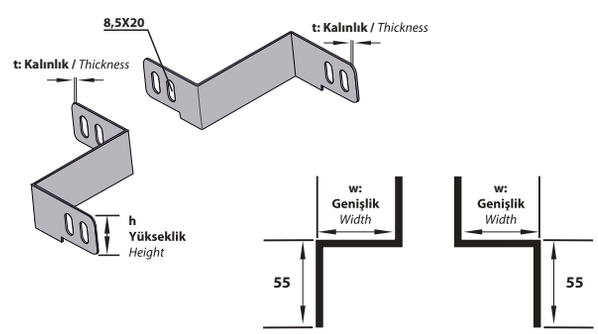

AÇIKLAMALAR / *INSTRUCTIONS :*

Not: **Lütfen Siparişlerinizde Redüksiyon Tipini ve "w" ölçüsünü belirtiniz. Özel Ölçüler İçin Lütfen Firmamız İle İrtibata Geçiniz.**

Note: ***Please Assert The Reduction Type And "w" Dimension For Special Dimensions Please Contact Our Firm.***

İÇ VE DIŞ BÜKEY ELEMANLAR
VERTICAL INSIDE AND OUTSIDE RISER BEND

Sipariş Kodu *(Order Code)*	w *(mm)*	h *(mm)*	t *(mm)*	Kg/Adet *(Kg/Pcs.)*
BHA-B510MP	100	40	1,50	1,303
BHA-B512MP	120	40	1,50	1,341
BHA-B515MP	150	40	1,50	1,399
BHA-B520MP	200	40	1,50	1,495
BHA-B525MP	250	40	1,50	1,591
BHA-B530MP	300	40	1,50	1,687
BHA-B540MP	400	40	1,50	1,879
BHA-B550MP	500	40	1,50	2,072
BHA-B560MP	600	40	1,50	2,264

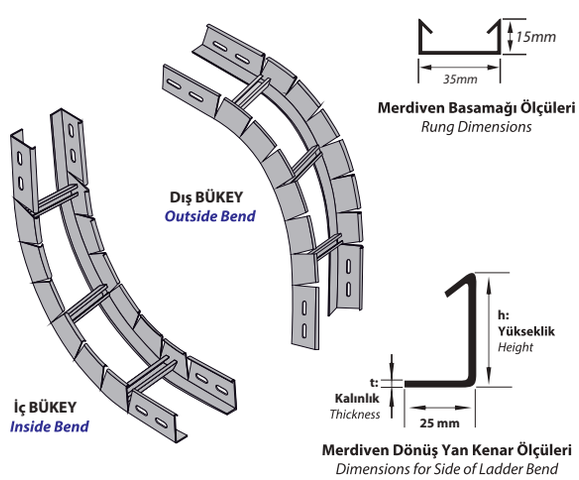

AÇIKLAMALAR / *INSTRUCTIONS :*

Not: **Tüm dönüş uygulamaları, Metrik 8 cıvata ve somun kullanımına uygundur. Belirtilen ağırlıklar kesim ağırlıklarıdır.**

Note: ***All the bend implementation are convenient for M8 bolt and Nut usage. The indicated weights are the weights before fabrication.***

Sipariş Kodu *(Order Code)*	w *(mm)*	h *(mm)*	t *(mm)*	Kg/Mt *(Kg/Mt)*
BHA-M1050.12	100	50	1,20	1,774
BHA-M1050.15	100	50	1,50	2,175
BHA-M1050.20	100	50	2,00	2,575
BHA-M1250.12	120	50	1,20	1,812
BHA-M1250.15	120	50	1,50	2,213
BHA-M1250.20	120	50	2,00	2,613
BHA-M1550.12	150	50	1,20	1,870
BHA-M1550.15	150	50	1,50	2,271
BHA-M1550.20	150	50	2,00	2,671
BHA-M2050.12	200	50	1,20	1,966
BHA-M2050.15	200	50	1,50	2,367
BHA-M2050.20	200	50	2,00	2,767
BHA-M2550.12	250	50	1,20	2,062
BHA-M2550.15	250	50	1,50	2,463
BHA-M2550.20	250	50	2,00	2,863
BHA-M3050.12	300	50	1,20	2,158
BHA-M3050.15	300	50	1,50	2,559
BHA-M3050.20	300	50	2,00	2,751
BHA-M4050.12	400	50	1,20	2,350
BHA-M4050.15	400	50	1,50	2,751
BHA-M4050.20	400	50	2,00	3,152
BHA-M5050.12	500	50	1,20	2,543
BHA-M5050.15	500	50	1,50	2,944
BHA-M5050.20	500	50	2,00	3,344
BHA-M6050.12	600	50	1,20	2,735
BHA-M6050.15	600	50	1,50	3,136
BHA-M6050.20	600	50	2,00	3,536

KABLO MERDİVENLERİ
CABLE LADDERS

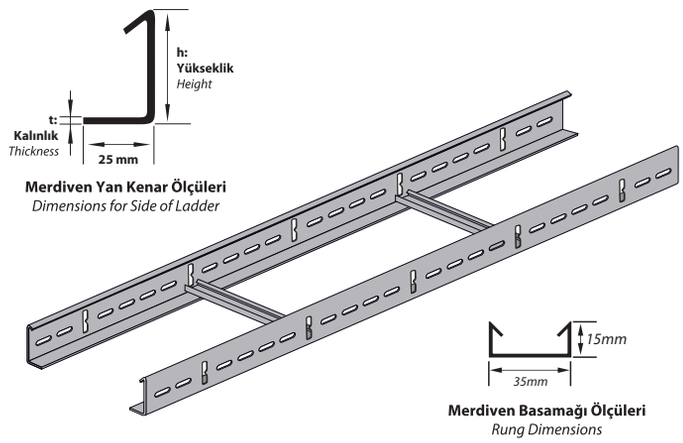

AÇIKLAMALAR / *INSTRUCTIONS :*

Not: Standart uzunluk 2500mm. İsteğe bağlı olarak uzunluklar değişebilir.

! Kablo merdivenlerinde ölçü toleransı ± 3 mm.'dir.

! Belirtilen ağırlıklar kesim ağırlıklarıdır.

! Tüm kablo merdivenleri, Metrik 8 cıvata ve somun kullanımına uygundur.

! Tüm kablo merdivenleri perçinli olarak üretilmektedir. İsteğe bağlı kablo merdivenleri kaynaklı olarak üretilebilir.

Note: *Standart length is 2500mm. On request the lengths can change.*

! *The dimension tolerance in Cable Ladders are ± 3mm*

! *The indicated weights are the weights before fabrication.*

! *All cable trays are convenient for M8 bolt and nut usage.*

! *Cable Ladders are manufactured as riveted type and upon request, ladders can be manufactured in welding method as well.*

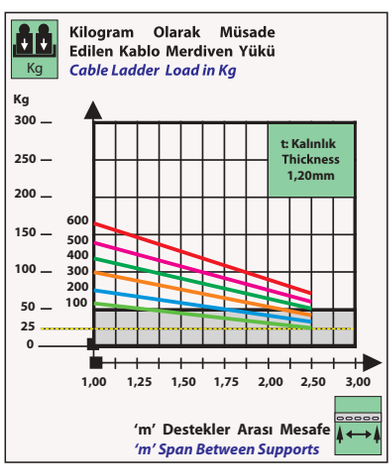

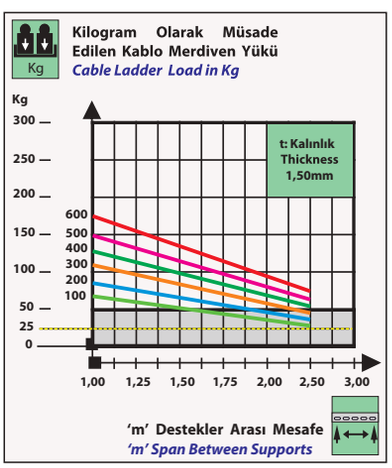

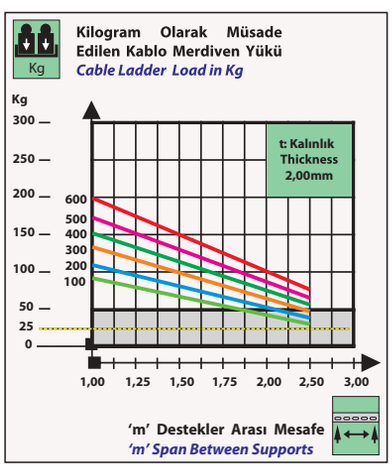

Sipariş Kodu *(Order Code)*	w *(mm)*	h *(mm)*	t *(mm)*	L *(mm)*	Kg/Adet *(Kg/Pcs.)*
BHA-KN1-05.12	15	52	1,20	174	0,110

EK ELEMANI
JOINT PIECE

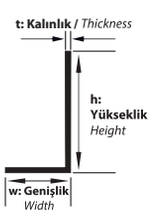

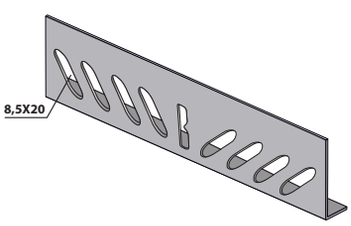

AÇIKLAMALAR / *INSTRUCTIONS :*

NOT: Tüm Ek Elemanları, Metrik 8 cıvata ve somun kullanımına uygundur.

! Belirtilen ağırlıklar kesim ağırlıklarıdır.

! 1 Adet Ek Elemanı Standartta 4 Takım M8 Cıvata Somun İle Kullanıma Uygundur.

NOTE: *All The Cable Trays are Convenient for M8 Bolt and Nut Usage.*

! *The indicated weights are the weights before fabrication.*

! *One Piece Of straight Connector is Suitable for The Usage of 4 set of M8 Bolt and Nut.*

MERDİVEN TİP 90° DÖNÜŞ ELEMANI
LADDER TYPE 90° BENDS

Sipariş Kodu (Order Code)	a,b (mm)	h (mm)	t (mm)	Kg/Adet (Kg/Pcs.)
BHA-YD110MPH	105	50	1,50	1,216
BHA-YD110MPH	125	50	1,50	1,282
BHA-YD115MPH	155	50	1,50	1,566
BHA-YD120MPH	205	50	1,50	1,762
BHA-YD125MPH	255	50	1,50	1,959
BHA-YD130MPH	305	50	1,50	2,155
BHA-YD140MPH	405	50	1,50	2,720
BHA-YD150MPH	505	50	1,50	3,176
BHA-YD160MPH	605	50	1,50	3,633

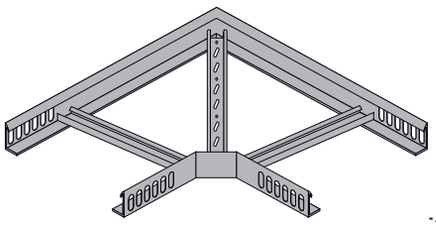

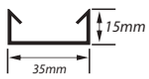

Merdiven Basamağı Ölçüleri
Rung Dimensions

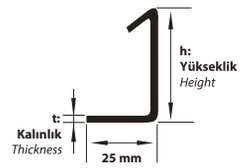

Merdiven Dönüş Yan Kenar Ölçüleri
Dimensions for Side of Ladder Bend

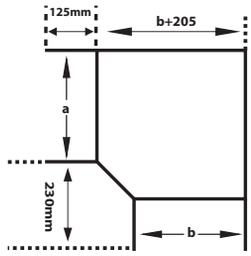

AÇIKLAMALAR / *INSTRUCTIONS :*

Not: **Dönüş Modüllerindeki Özel Uygulamalar İçin Örnek Sipariş h:40mm a:100mm b:200mm "90° Yatay Dönüş"**

Note: ***The Example Order For Special Applications İn Bend Modules. h:40mm. a:100mm b:200mm Bend 90°.***

MERDİVEN TİP T DÖNÜŞ ELEMANI
LADDER TYPE TEE BRANCHES

Sipariş Kodu (Order Code)	a,b,c (mm)	h (mm)	t (mm)	Kg/Adet (Kg/Pcs.)
BHA-TD210MPH	105	50	1,50	1,598
BHA-TD210MPH	125	50	1,50	1,823
BHA-TD215MPH	155	50	1,50	1,988
BHA-TD220MPH	205	50	1,50	2,205
BHA-TD225MPH	255	50	1,50	2,415
BHA-TD230MPH	305	50	1,50	2,625
BHA-TD240MPH	405	50	1,50	3,046
BHA-TD250MPH	505	50	1,50	3,467
BHA-TD260MPH	605	50	1,50	3,887

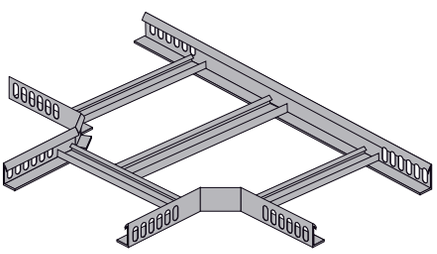

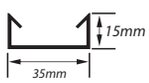

Merdiven Basamağı Ölçüleri
Rung Dimensions

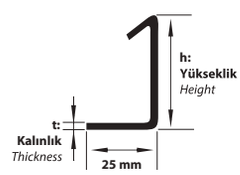

Merdiven Dönüş Yan Kenar Ölçüleri
Dimensions for Side of Ladder Bend

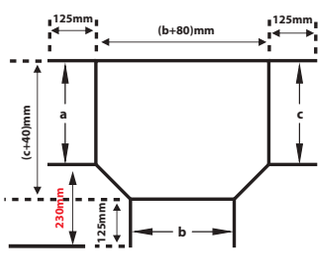

AÇIKLAMALAR / *INSTRUCTIONS :*

Not: **Dönüş Modüllerindeki Özel Uygulamalar İçin Örnek Sipariş h:40mm a:300mm b:200mm c:300mm "T" Dönüş**

Note: ***The Example Order For Special Applications İn Bend Modules. h:40mm. a:100mm b:200mm c:300mm "Tee branch".***

MERDİVEN TİP DÖRTLÜ DÖNÜŞ ELEMANI
LADDER TYPE CROSSINGS

Sipariş Kodu (Order Code)	a,b,c,d (mm)	h (mm)	t (mm)	Kg/Adet (Kg/Pcs.)
BHA-DD310MPH	105	50	1,50	1,522
BHA-DD312MPH	125	50	1,50	1,573
BHA-DD315MPH	155	50	1,50	1,906
BHA-DD320MPH	205	50	1,50	2,098
BHA-DD325MPH	255	50	1,50	2,290
BHA-DD330MPH	305	50	1,50	2,482
BHA-DD340MPH	405	50	1,50	3,155
BHA-DD350MPH	505	50	1,50	3,603
BHA-DD360MPH	605	50	1,50	4,052

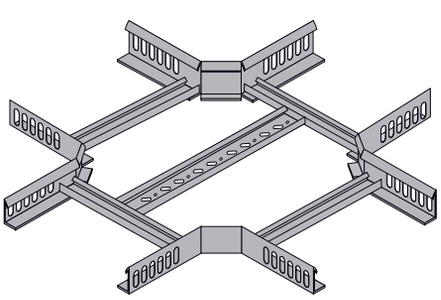

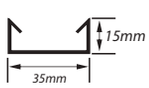

Merdiven Basamağı Ölçüleri
Rung Dimensions

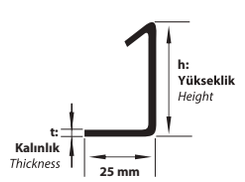

Merdiven Dönüş Yan Kenar Ölçüleri
Dimensions for Side of Ladder Bend

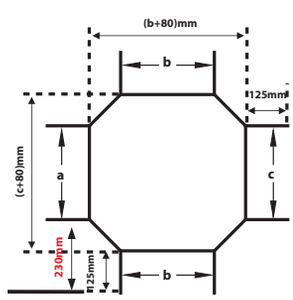

AÇIKLAMALAR / *INSTRUCTIONS :*

Not: **Dönüş Modüllerindeki Özel Uygulamalar İçin Örnek Sipariş h:40mm a:300mm b:200mm c:300mm d:200mm "Dörtlü" Dönüş**

Note: ***The Example Order For Special Applications İn Bend Modules. h:40mm. a:100mm b:200mm c:300mm d:200mm "crossing "***

AÇIKLAMALAR / *INSTRUCTIONS :*

Not: **Tüm dönüş uygulamaları, Metrik 8 cıvata ve somun kullanımına uygundur. Belirtilen ağırlıklar kesim ağırlıklarıdır.**

Note: ***All the bend implementation are convenient for M8 bolt and Nut usage. The indicated weights are the weights before fabrication.***

Z TİPİ REDÜKSİYONLAR SOLA
SOLA / LEFT
Z TYPE REDUCERS LEFT

Sipariş Kodu *(Order Code)*	w *(mm)*	h *(mm)*	t *(mm)*	Kg/Takım *(Kg/Set.)*
BHA-RZH1-50	50	50	1,50	0,210
BHA-RZH1-100	100	50	1,50	0,240
BHA-RZH1-150	150	50	1,50	0,269
BHA-RZH1-200	200	50	1,50	0,298
BHA-RZH1-250	250	50	1,50	0,328
BHA-RZH1-300	300	50	1,50	0,357

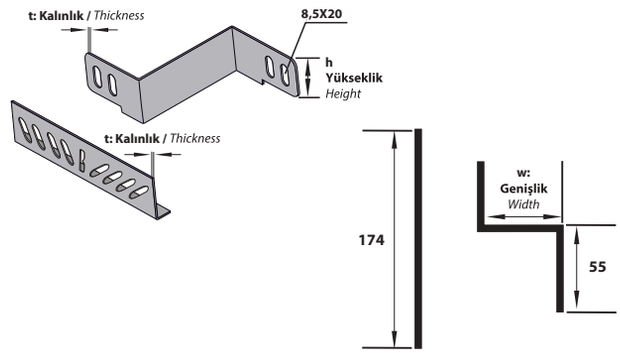

AÇIKLAMALAR / *INSTRUCTIONS :*

Not: Lütfen Siparişlerinizde Redüksiyon Tipini ve "w" ölçüsünü belirtiniz. Özel Ölçüler İçin Lütfen Firmamız İle İrtibata Geçiniz.

Note: *Please Assert The Reduction Type And "w" Dimension For Special Dimensions Please Contact Our Firm.*

Z TİPİ REDÜKSİYONLAR SAĞA
SAĞA / RIGHT
Z TYPE REDUCERS RIGHT

Sipariş Kodu *(Order Code)*	w *(mm)*	h *(mm)*	t *(mm)*	Kg/Takım *(Kg/Set.)*
BHA-RZH1-50	50	50	1,50	0,210
BHA-RZH1-100	100	50	1,50	0,240
BHA-RZH1-150	150	50	1,50	0,269
BHA-RZH1-200	200	50	1,50	0,298
BHA-RZH1-250	250	50	1,50	0,328
BHA-RZH1-300	300	50	1,50	0,357

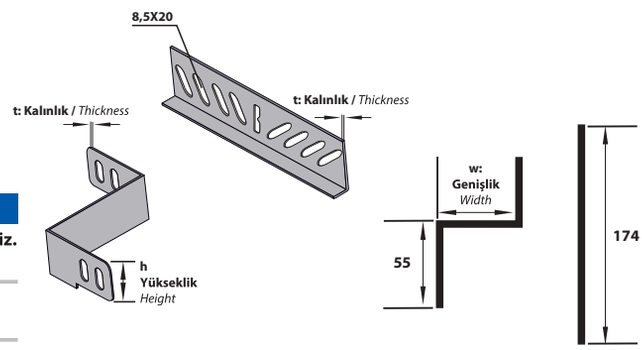

AÇIKLAMALAR / *INSTRUCTIONS :*

Not: Lütfen Siparişlerinizde Redüksiyon Tipini ve "w" ölçüsünü belirtiniz. Özel Ölçüler İçin Lütfen Firmamız İle İrtibata Geçiniz.

Note: *Please Assert The Reduction Type And "w" Dimension For Special Dimensions Please Contact Our Firm.*

Z TİPİ REDÜKSİYONLAR ORTADAN
ORTADAN / CENTER
Z TYPE REDUCERS CENTER

Sipariş Kodu *(Order Code)*	w *(mm)*	h *(mm)*	t *(mm)*	Kg/Takım *(Kg/Set.)*
BHA-RZH2-25	25	50	1,50	0,171
BHA-RZH2-50	50	50	1,50	0,200
BHA-RZH2-100	100	50	1,50	0,259
BHA-RZH2-150	150	50	1,50	0,318
BHA-RZH2-200	200	50	1,50	0,377
BHA-RZH2-250	250	50	1,50	0,436

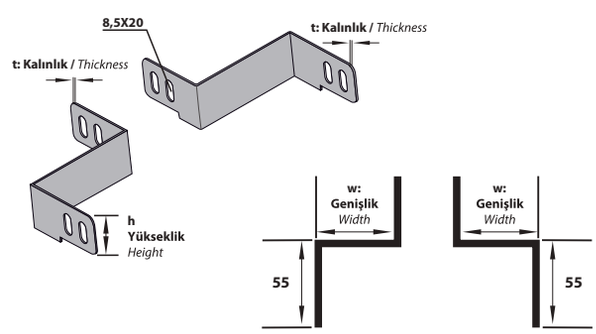

AÇIKLAMALAR / *INSTRUCTIONS :*

Not: Lütfen Siparişlerinizde Redüksiyon Tipini ve "w" ölçüsünü belirtiniz. Özel Ölçüler İçin Lütfen Firmamız İle İrtibata Geçiniz.

Note: *Please Assert The Reduction Type And "w" Dimension For Special Dimensions Please Contact Our Firm.*

İÇ VE DIŞ BÜKEY ELEMANLAR
VERTICAL INSIDE AND OUTSUPE RISER BEND

Sipariş Kodu *(Order Code)*	a *(mm)*	h *(mm)*	t *(mm)*	Kg/Adet *(Kg/Pcs.)*
BHA-B510MPH	100	50	1,50	1,454
BHA-B512MPH	120	50	1,50	1,492
BHA-B515MPH	150	50	1,50	1,550
BHA-B520MPH	200	50	1,50	1,646
BHA-B525MPH	250	50	1,50	1,742
BHA-B530MPH	300	50	1,50	1,838
BHA-B540MPH	400	50	1,50	2,030
BHA-B550MPH	500	50	1,50	2,223
BHA-B560MPH	600	50	1,50	2,415

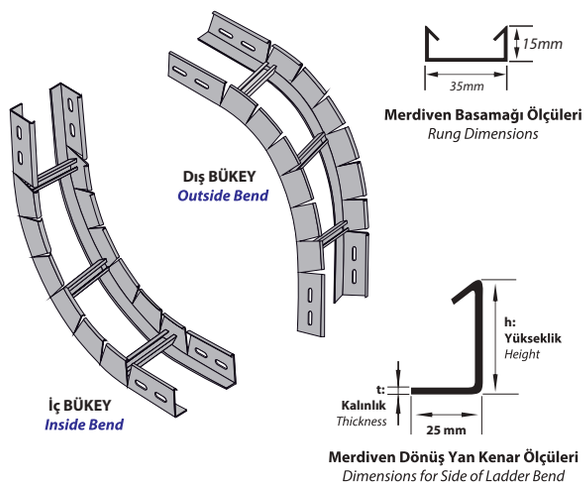

AÇIKLAMALAR / *INSTRUCTIONS :*

Not: Tüm dönüş uygulamaları, Metrik 8 cıvata ve somun kullanımına uygundur. Belirtilen ağırlıklar kesim ağırlıklarıdır.

Note: *All the bend implementation are convenient for M8 bolt and Nut usage. The indicated weights are the weights before fabrication.*

Sipariş Kodu (Order Code)	w (mm)	h (mm)	t (mm)	Kg/Mt (Kg/Mt)
BHA-M1060.12	100	60	1,20	1,963
BHA-M1060.15	100	60	1,50	2,410
BHA-M1060.20	100	60	2,00	2,858
BHA-M1260.12	120	60	1,20	2,001
BHA-M1260.15	120	60	1,50	2,448
BHA-M1260.20	120	60	2,00	2,896
BHA-M1560.12	150	60	1,20	2,059
BHA-M1560.15	150	60	1,50	2,506
BHA-M1560.20	150	60	2,00	2,954
BHA-M2060.12	200	60	1,20	2,155
BHA-M2060.15	200	60	1,50	2,602
BHA-M2060.20	200	60	2,00	3,050
BHA-M2560.12	250	60	1,20	2,251
BHA-M2560.15	250	60	1,50	2,698
BHA-M2560.20	250	60	2,00	3,146
BHA-M3060.12	300	60	1,20	2,347
BHA-M3060.15	300	60	1,50	2,794
BHA-M3060.20	300	60	2,00	3,242
BHA-M4060.12	400	60	1,20	2,539
BHA-M4060.15	400	60	1,50	2,986
BHA-M4060.20	400	60	2,00	3,434
BHA-M5060.12	500	60	1,20	2,732
BHA-M5060.15	500	60	1,50	3,179
BHA-M5060.20	500	60	2,00	3,626
BHA-M6060.12	600	60	1,20	2,924
BHA-M6060.15	600	60	1,50	3,371
BHA-M6060.20	600	60	2,00	3,818

KABLO MERDİVENLERİ
CABLE LADDERS

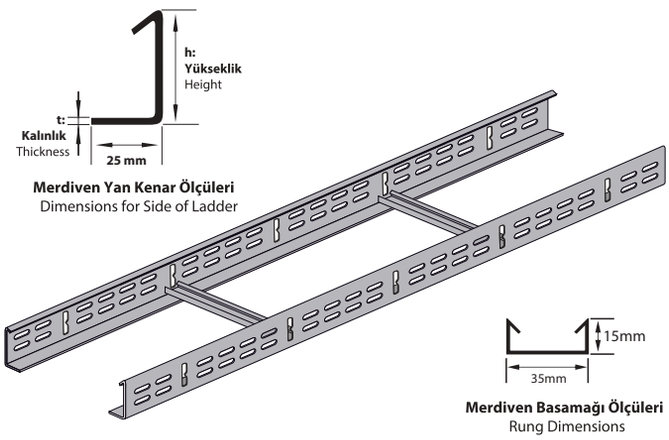

AÇIKLAMALAR / INSTRUCTIONS :

Not: **Standart uzunluk 2500mm. İsteğe bağlı olarak uzunluklar değişebilir.**

! **Kablo merdivenlerinde ölçü toleransı ± 3 mm.'dir.**

! **Belirtilen ağırlıklar kesim ağırlıklarıdır.**

! **Tüm kablo merdivenleri, Metrik 8 cıvata ve somun kullanımına uygundur.**

! **Tüm kablo merdivenleri perçinli olarak üretilmektedir. İsteğe bağlı kablo merdivenleri kaynaklı olarak üretilebilir.**

Note: ***Standart length is 2500mm. On request the lengths can change.***

! ***The dimension tolerance in Cable Ladders are ± 3mm***

! ***The indicated weights are the weights before fabrication.***

! ***All cable trays are convenient for M8 bolt and nut usage.***

! ***Cable Ladders are manufactured as riveted type and upon request, ladders can be manufactured in welding method as well.***

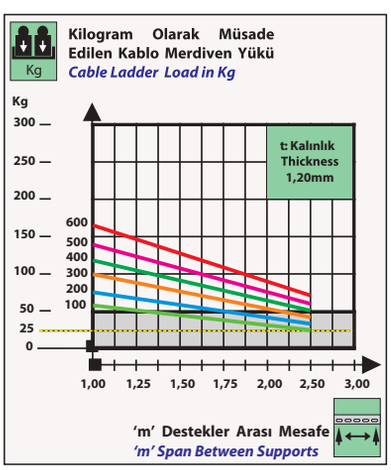

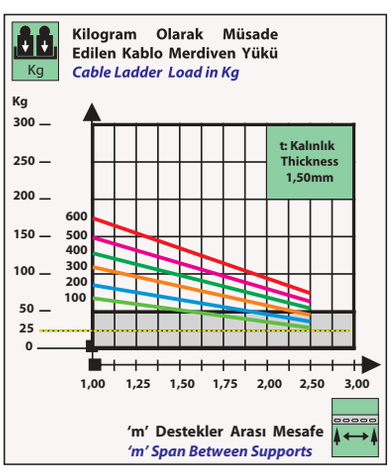

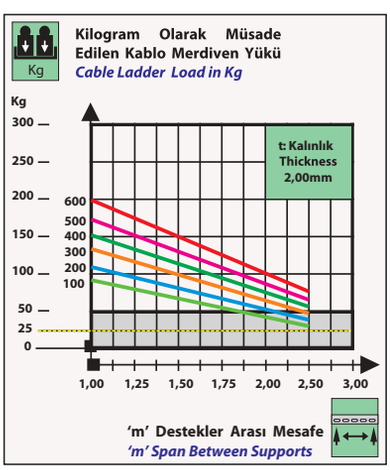

Sipariş Kodu (Order Code)	w (mm)	h (mm)	t (mm)	L (mm)	Kg/Adet (Kg/Pcs.)
BHA-KN1-06.12	15	62	1,20	174	0,126

EK ELEMANI
JOINT PIECE

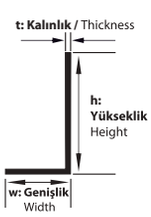

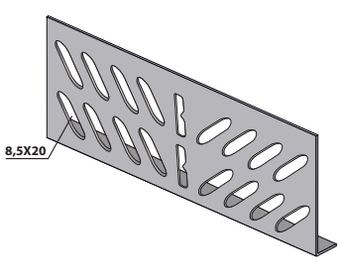

AÇIKLAMALAR / INSTRUCTIONS :

NOT: **Tüm Ek Elemanları, Metrik 8 cıvata ve somun kullanımına uygundur.**

! **Belirtilen ağırlıklar kesim ağırlıklarıdır.**

! **1 Adet Ek Elemanı Standartta 4 Takım M8 Cıvata Somun İle Kullanıma Uygundur.**

NOTE: ***All The Cable Trays are Convenient for M8 Bolt and Nut Usage.***

! ***The indicated weights are the weights before fabrication.***

! ***One Piece Of straight Connector is Suitable for The Usage of 4 set of M8 Bolt and Nut.***

MERDİVEN TİP 90° DÖNÜŞ ELEMANI
LADDER TYPE 90° BENDS

Sipariş Kodu *(Order Code)*	a,b *(mm)*	h *(mm)*	t *(mm)*	Kg/Adet *(Kg/Pcs.)*
BHA-YD110MPEH	105	60	1,50	1,346
BHA-YD112MPEH	125	60	1,50	1,416
BHA-YD115MPEH	155	60	1,50	1,707
BHA-YD120MPEH	205	60	1,50	1,915
BHA-YD125MPEH	255	60	1,50	2,123
BHA-YD130MPEH	305	60	1,50	2,331
BHA-YD140MPEH	405	60	1,50	2,920
BHA-YD150MPEH	505	60	1,50	3,400
BHA-YD160MPEH	605	60	1,50	3,880

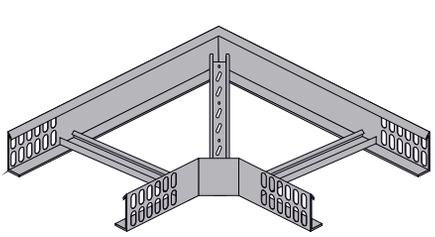

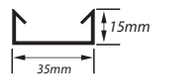

Merdiven Basamağı Ölçüleri
Rung Dimensions

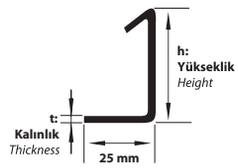

Merdiven Dönüş Yan Kenar Ölçüleri
Dimensions for Side of Ladder Bend

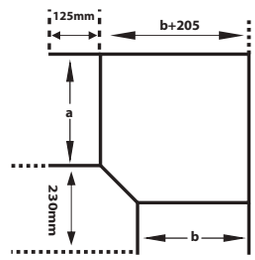

AÇIKLAMALAR / *INSTRUCTIONS :*

Not: **Dönüş Modüllerindeki Özel Uygulamalar İçin Örnek Sipariş h:40mm a:100mm b:200mm "90° Yatay Dönüş"**

Note: ***The Example Order For Special Applications İn Bend Modules. h:40mm. a:100mm b:200mm Bend 90°.***

MERDİVEN TİP T DÖNÜŞ ELEMANI
LADDER TYPE TEE BRANCHES

Sipariş Kodu *(Order Code)*	a,b,c *(mm)*	h *(mm)*	t *(mm)*	Kg/Adet *(Kg/Pcs.)*
BHA-TD210MPEH	105	60	1,50	1,767
BHA-TD212MPEH	125	60	1,50	1,994
BHA-TD215MPEH	155	60	1,50	2,162
BHA-TD220MPEH	205	60	1,50	2,385
BHA-TD225MPEH	255	60	1,50	2,601
BHA-TD230MPEH	305	60	1,50	2,817
BHA-TD240MPEH	405	60	1,50	3,249
BHA-TD250MPEH	505	60	1,50	3,681
BHA-TD260MPEH	605	60	1,50	4,113

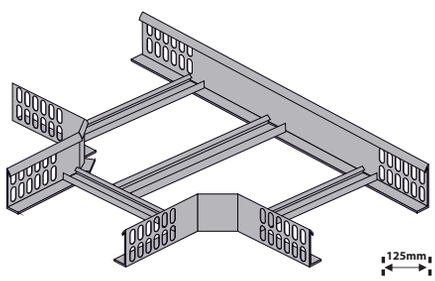

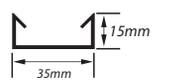

Merdiven Basamağı Ölçüleri
Rung Dimensions

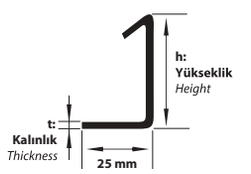

Merdiven Dönüş Yan Kenar Ölçüleri
Dimensions for Side of Ladder Bend

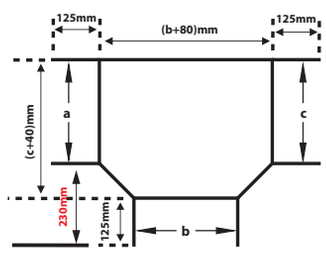

AÇIKLAMALAR / *INSTRUCTIONS :*

Not: **Dönüş Modüllerindeki Özel Uygulamalar İçin Örnek Sipariş h:40mm a:300mm b:200mm c:300mm "T" Dönüş**

Note: ***The Example Order For Special Applications İn Bend Modules. h:40mm. a:100mm b:200mm c:300mm "Tee branch".***

MERDİVEN TİP DÖRTLÜ DÖNÜŞ ELEMANI
LADDER TYPE CROSSINGS

Sipariş Kodu *(Order Code)*	a,b,c,d *(mm)*	h *(mm)*	t *(mm)*	Kg/Adet *(Kg/Pcs.)*
BHA-DD310MPEH	105	60	1,50	1,674
BHA-DD312MPEH	105	60	1,50	1,725
BHA-DD315MPEH	155	60	1,50	2,058
BHA-DD320MPEH	205	60	1,50	2,250
BHA-DD325MPEH	255	60	1,50	2,442
BHA-DD330MPEH	305	60	1,50	2,634
BHA-DD340MPEH	405	60	1,50	3,307
BHA-DD350MPEH	505	60	1,50	3,755
BHA-DD360MPEH	605	60	1,50	4,204

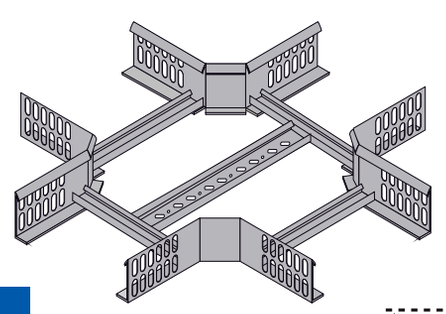

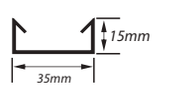

Merdiven Basamağı Ölçüleri
Rung Dimensions

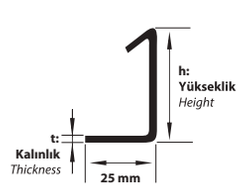

Merdiven Dönüş Yan Kenar Ölçüleri
Dimensions for Side of Ladder Bend

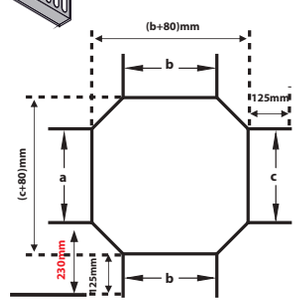

AÇIKLAMALAR / *INSTRUCTIONS :*

Not: **Dönüş Modüllerindeki Özel Uygulamalar İçin Örnek Sipariş h:40mm a:300mm b:200mm c:300mm d:200mm "Dörtlü" Dönüş**

Note: ***The Example Order For Special Applications İn Bend Modules. h:40mm. a:100mm b:200mm c:300mm d:200mm "crossing "***

AÇIKLAMALAR / *INSTRUCTIONS :*

Not: **Tüm dönüş uygulamaları, Metrik 8 cıvata ve somun kullanımına uygundur. Belirtilen ağırlıklar kesim ağırlıklarıdır.**

Note: ***All the bend implementation are convenient for M8 bolt and Nut usage. The indicated weights are the weights before fabrication.***

Z TİPİ REDÜKSİYONLAR SOLA
SOLA / LEFT
Z TYPE REDUCERS LEFT

Sipariş Kodu (Order Code)	w (mm)	h (mm)	t (mm)	Kg/Takım (Kg/Set.)
BHA-RZEH1-50	50	60	1,50	0,246
BHA-RZEH1-100	100	60	1,50	0,281
BHA-RZEH1-150	150	60	1,50	0,317
BHA-RZEH1-200	200	60	1,50	0,352
BHA-RZEH1-250	250	60	1,50	0,387
BHA-RZEH1-300	300	60	1,50	0,423

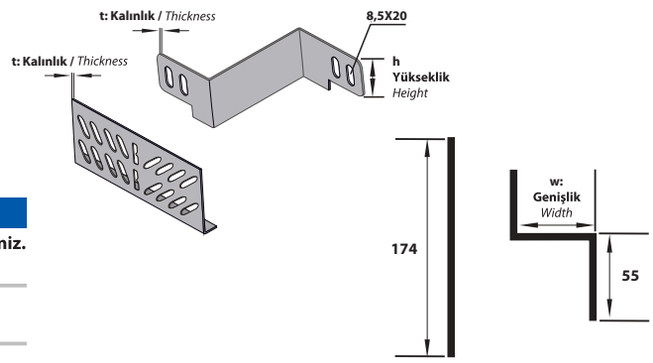

AÇIKLAMALAR / *INSTRUCTIONS :*

Not: Lütfen Siparişlerinizde Redüksiyon Tipini ve "w" ölçüsünü belirtiniz. Özel Ölçüler İçin Lütfen Firmamız İle İrtibata Geçiniz.

Note: *Please Assert The Reduction Type And "w" Dimension For Special Dimensions Please Contact Our Firm.*

Z TİPİ REDÜKSİYONLAR SAĞA
SAĞA / RIGHT
Z TYPE REDUCERS RIGHT

Sipariş Kodu (Order Code)	w (mm)	h (mm)	t (mm)	Kg/Takım (Kg/Set.)
BHA-RZEH1-50	50	60	1,50	0,246
BHA-RZEH1-100	100	60	1,50	0,281
BHA-RZEH1-150	150	60	1,50	0,317
BHA-RZEH1-200	200	60	1,50	0,352
BHA-RZEH1-250	250	60	1,50	0,387
BHA-RZEH1-300	300	60	1,50	0,423

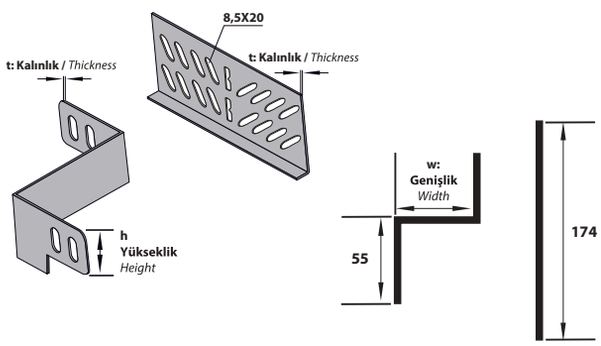

AÇIKLAMALAR / *INSTRUCTIONS :*

Not: Lütfen Siparişlerinizde Redüksiyon Tipini ve "w" ölçüsünü belirtiniz. Özel Ölçüler İçin Lütfen Firmamız İle İrtibata Geçiniz.

Note: *Please Assert The Reduction Type And "w" Dimension For Special Dimensions Please Contact Our Firm.*

Z TİPİ REDÜKSİYONLAR ORTADAN
ORTADAN / CENTER
Z TYPE REDUCERS CENTER

Sipariş Kodu (Order Code)	w (mm)	h (mm)	t (mm)	Kg/Takım (Kg/Set.)
BHA-RZEH2-25	25	60	1,50	0,205
BHA-RZEH2-50	50	60	1,50	0,240
BHA-RZEH2-100	100	60	1,50	0,311
BHA-RZEH2-150	150	60	1,50	0,382
BHA-RZEH2-200	200	60	1,50	0,452
BHA-RZEH2-250	250	60	1,50	0,523

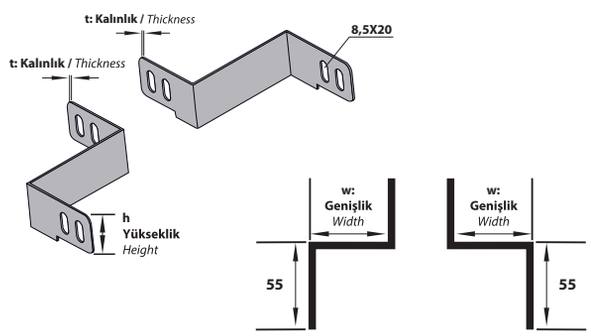

AÇIKLAMALAR / *INSTRUCTIONS :*

Not: Lütfen Siparişlerinizde Redüksiyon Tipini ve "w" ölçüsünü belirtiniz. Özel Ölçüler İçin Lütfen Firmamız İle İrtibata Geçiniz.

Note: *Please Assert The Reduction Type And "w" Dimension For Special Dimensions Please Contact Our Firm.*

İÇ VE DIŞ BÜKEY ELEMANLAR
VERTICAL INSIDE AND OUTSIDE RISER BEND

Sipariş Kodu (Order Code)	w (mm)	h (mm)	t (mm)	Kg/Adet (Kg/Pcs.)
BHA-B510MPEH	100	60	1,50	1,605
BHA-B512MPEH	120	60	1,50	1,643
BHA-B515MPEH	150	60	1,50	1,701
BHA-B520MPEH	200	60	1,50	1,797
BHA-B525MPEH	250	60	1,50	1,893
BHA-B530MPEH	300	60	1,50	1,989
BHA-B540MPEH	400	60	1,50	2,181
BHA-B550MPEH	500	60	1,50	2,374
BHA-B560MPEH	600	60	1,50	2,566

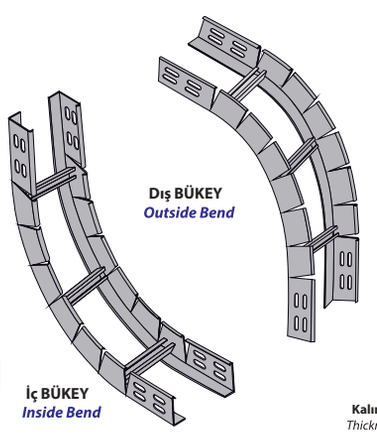

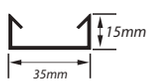

Merdiven Basamağı Ölçüleri
Rung Dimensions

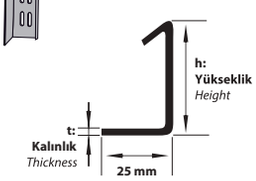

Merdiven Dönüş Yan Kenar Ölçüleri
Dimensions for Side of Ladder Bend

AÇIKLAMALAR / *INSTRUCTIONS :*

Not: Tüm dönüş uygulamaları, Metrik 8 cıvata ve somun kullanımına uygundur. Belirtilen ağırlıklar kesim ağırlıklarıdır.

Note: *All the bend implementation are convenient for M8 bolt and Nut usage. The indicated weights are the weights before fabrication.*

Sipariş Kodu *(Order Code)*	w *(mm)*	h *(mm)*	t *(mm)*	Kg/Mt *(Kg/Mt)*
BHA-M10100.15	100	100	1,50	3,352
BHA-M10100.20	100	100	2,00	3,988
BHA-M12100.15	120	100	1,50	3,391
BHA-M12100.20	120	100	2,00	4,026
BHA-M15100.15	150	100	1,50	3,448
BHA-M15100.20	150	100	2,00	4,084
BHA-M20100.15	200	100	1,50	3,544
BHA-M20100.20	200	100	2,00	4,180
BHA-M25100.15	250	100	1,50	3,640
BHA-M25100.20	250	100	2,00	4,276
BHA-M30100.15	300	100	1,50	3,737
BHA-M30100.20	300	100	2,00	4,372
BHA-M40100.15	400	100	1,50	3,929
BHA-M40100.20	400	100	2,00	4,565
BHA-M50100.15	500	100	1,50	4,121
BHA-M50100.20	500	100	2,00	4,757
BHA-M60100.15	600	100	1,50	4,313
BHA-M60100.20	600	100	2,00	4,949

KABLO MERDİVENLERİ
CABLE LADDERS

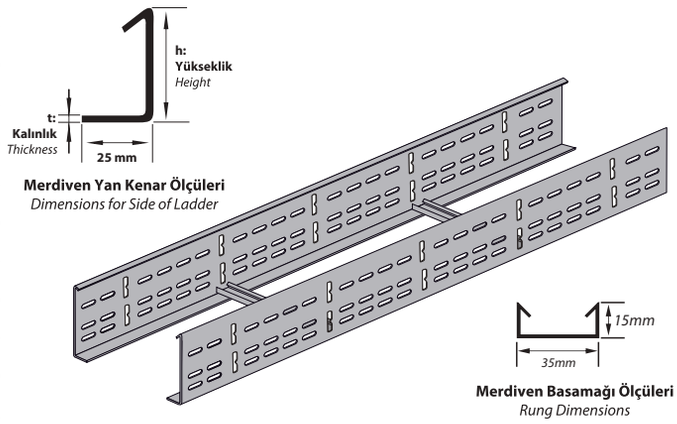

AÇIKLAMALAR / *INSTRUCTIONS :*

Not: Standart uzunluk 2500mm. İsteğe bağlı olarak uzunluklar değişebilir.
! Kablo merdivenlerinde ölçü toleransı ± 3 mm.'dir.
! Belirtilen ağırlıklar kesim ağırlıklarıdır.
! Tüm kablo merdivenleri, Metrik 8 cıvata ve somun kullanımına uygundur.
! Tüm kablo merdivenleri perçinli olarak üretilmektedir. İsteğe bağlı kablo merdivenleri kaynaklı olarak üretilebilir.

Note: *Standart length is 2500mm. On request the lengths can change.*
! *The dimension tolerance in Cable Ladders are ± 3mm*
! *The indicated weights are the weights before fabrication.*
! *All cable trays are convenient for M8 bolt and nut usage.*
! *Cable Ladders are manufactured as riveted type and upon request, ladders can be manufactured in welding method as well.*

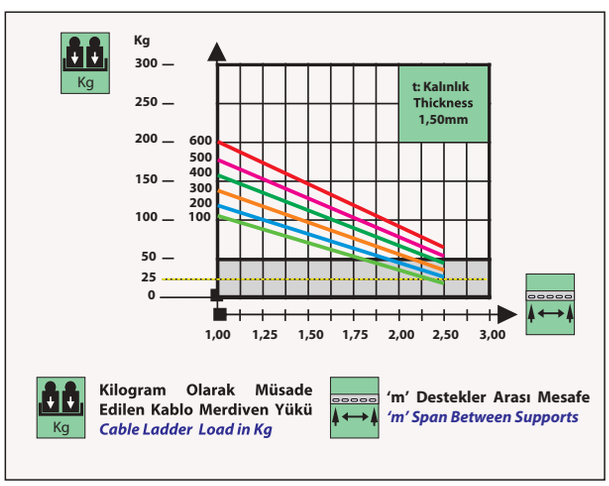

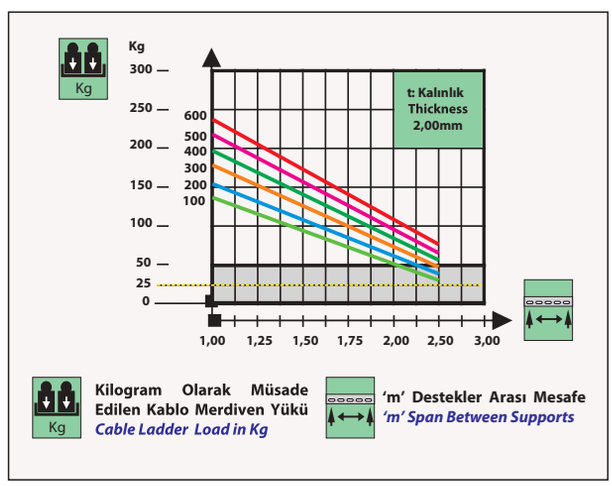

Sipariş Kodu *(Order Code)*	w *(mm)*	h *(mm)*	t *(mm)*	L *(mm)*	Kg/Adet *(Kg/Pcs.)*
BHA-A1-10.12	15	102	1,20	174	0,191

EK ELEMANI
JOINT PIECE

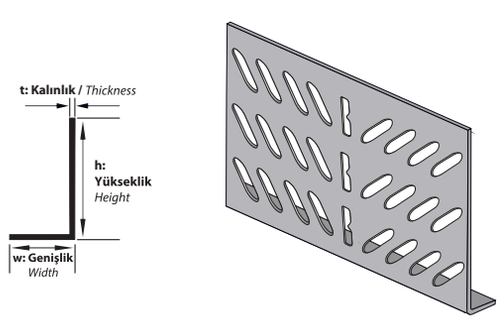

AÇIKLAMALAR / *INSTRUCTIONS :*

NOT: Tüm Ek Elemanları, Metrik 8 cıvata ve somun kullanımına uygundur.
! Belirtilen ağırlıklar kesim ağırlıklarıdır.
! 1 Adet Ek Elemanı Standartta 4-12 Takım M8 Cıvata Somun İle Kullanıma Uygundur.

NOTE: *All The Cable Trays are Convenient for M8 Bolt and Nut Usage.*
! *The indicated weights are the weights before fabrication.*
! *One Piece Of straight Connector is Suitable for The Usage of 4-12 set of M8 Bolt and Nut.*

MERDİVEN TİP 90° DÖNÜŞ ELEMANI
LADDER TYPE 90° BENDS

Sipariş Kodu (Order Code)	a,b (mm)	h (mm)	t (mm)	Kg/Adet (Kg/Pcs.)
BHA-YD110MPA	105	100	1,50	1,864
BHA-YD112MPA	125	100	1,50	1,953
BHA-YD115MPA	155	100	1,50	2,273
BHA-YD120MPA	205	100	1,50	2,528
BHA-YD125MPA	255	100	1,50	2,783
BHA-YD130MPA	305	100	2,00	3,038
BHA-YD140MPA	405	100	2,00	3,857
BHA-YD150MPA	505	100	2,00	4,431
BHA-YD160MPA	605	100	2,00	5,006

AÇIKLAMALAR / *INSTRUCTIONS :*

NOT: DÖNÜŞ MODÜLLERİNDEKİ ÖZEL UYGULAMALAR İÇİN ÖRNEK SİPARİŞ h:40mm a:100mm b:200mm "90° Yatay Dönüş"

NOTE: *The example order for special applications in bend modules. h:40mm. a:100mm b:200mm Bend 90°.*

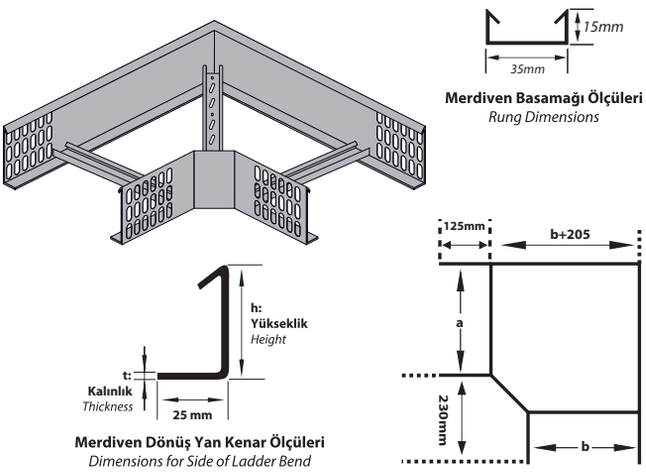

MERDİVEN TİP T DÖNÜŞ ELEMANI
LADDER TYPE TEE BRANCHES

Sipariş Kodu (Order Code)	a,b,c (mm)	h (mm)	t (mm)	Kg/Adet (Kg/Pcs.)
BHATD210MPA	105	100	1,50	2,438
BHATD212MPA	125	100	1,50	2,675
BHATD215MPA	155	100	1,50	2,857
BHATD220MPA	205	100	1,50	3,103
BHATD225MPA	255	100	1,50	3,343
BHATD230MPA	305	100	2,00	3,582
BHATD240MPA	405	100	2,00	4,336
BHATD250MPA	505	100	2,00	4,815
BHATD260MPA	605	100	2,00	5,294

AÇIKLAMALAR / *INSTRUCTIONS :*

NOT: DÖNÜŞ MODÜLLERİNDEKİ ÖZEL UYGULAMALAR İÇİN ÖRNEK SİPARİŞ h:40mm a:300mm b:200mm c:300mm "T" DÖNÜŞ

NOTE: *The example order for special applications in bend modules. h:40mm. a:100mm b:200mm c:300mm "Tee branch".*

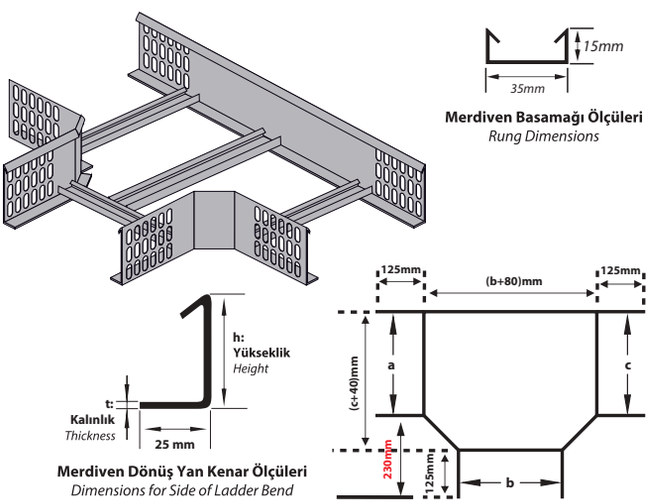

MERDİVEN TİP DÖRTLÜ DÖNÜŞ ELEMANI
LADDER TYPE CROSSINGS

Sipariş Kodu (Order Code)	a,b,c,d (mm)	h (mm)	t (mm)	Kg/Adet (Kg/Pcs.)
BHA-DD310MPA	105	100	1,50	2,282
BHA-DD312MPA	125	100	1,50	2,333
BHA-DD315MPA	155	100	1,50	2,666
BHA-DD320MPA	205	100	1,50	2,858
BHA-DD325MPA	255	100	1,50	3,050
BHA-DD330MPA	305	100	2,00	3,242
BHA-DD340MPA	405	100	2,00	4,325
BHA-DD350MPA	505	100	2,00	4,773
BHA-DD360MPA	605	100	2,00	5,222

AÇIKLAMALAR / *INSTRUCTIONS :*

NOT: DÖNÜŞ MODÜLLERİNDEKİ ÖZEL UYGULAMALAR İÇİN ÖRNEK SİPARİŞ h:40mm a:300mm b:200mm c:300mm d:200mm "Dörtlü" DÖNÜŞ

NOTE: *The example order for special applications in bend modules. h:40mm. a:100mm b:200mm c:300mm d:200mm "crossing "*

AÇIKLAMALAR / *INSTRUCTIONS :* **Ekstra** / *Extra*

Tüm dönüş uygulamaları, Metrik 8 cıvata ve somun kullanımına uygundur. Belirtilen ağırlıklar kesim ağırlıklarıdır.

All the bend implementation are convenient for M8 bolt and Nut usage. The indicated weights are the weights before fabrication.

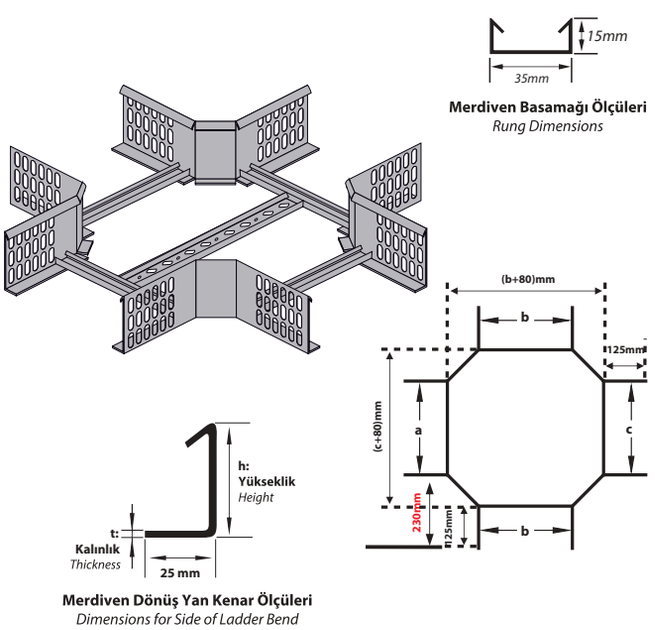

Z TİPİ REDÜKSİYONLAR SOLA
SOLA / LEFT
Z TYPE REDUCERS LEFT

Sipariş Kodu (Order Code)	w (mm)	h (mm)	t (mm)	Kg/Takım (Kg/Set.)
BHA-RZEA1-50	50	100	1,50	0,391
BHA-RZEA1-100	100	100	1,50	0,450
BHA-RZEA1-150	150	100	1,50	0,509
BHA-RZEA1-200	200	100	1,50	0,568
BHA-RZEA1-250	250	100	1,50	0,627
BHA-RZEA1-300	300	100	1,50	0,686

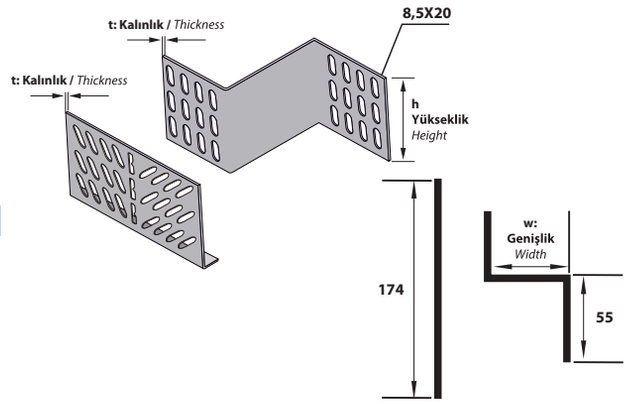

AÇIKLAMALAR / *INSTRUCTIONS :*

Not: Lütfen Siparişlerinizde Redüksiyon Tipini ve "w" ölçüsünü belirtiniz. Özel Ölçüler İçin Lütfen Firmamız İle İrtibata Geçiniz.

Note: *Please Assert The Reduction Type And "w" Dimension For Special Dimensions Please Contact Our Firm.*

Z TİPİ REDÜKSİYONLAR SAĞA
SAĞA / RIGHT
Z TYPE REDUCERS RIGHT

Sipariş Kodu (Order Code)	w (mm)	h (mm)	t (mm)	Kg/Takım (Kg/Set.)
BHA-RZEA1-50	50	100	1,50	0,391
BHA-RZEA1-100	100	100	1,50	0,450
BHA-RZEA1-150	150	100	1,50	0,509
BHA-RZEA1-200	200	100	1,50	0,568
BHA-RZEA1-250	250	100	1,50	0,627
BHA-RZEA1-300	300	100	1,50	0,686

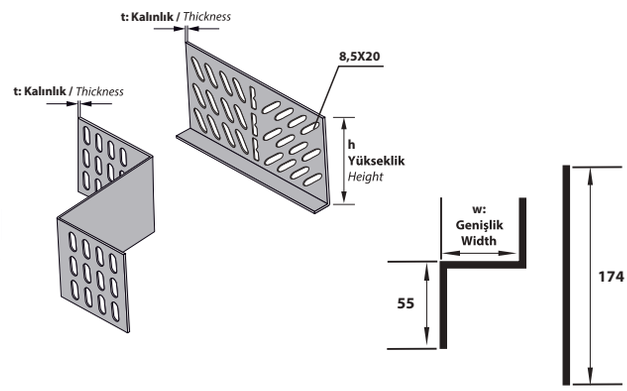

AÇIKLAMALAR / *INSTRUCTIONS :*

Not: Lütfen Siparişlerinizde Redüksiyon Tipini ve "w" ölçüsünü belirtiniz. Özel Ölçüler İçin Lütfen Firmamız İle İrtibata Geçiniz.

Note: *Please Assert The Reduction Type And "w" Dimension For Special Dimensions Please Contact Our Firm.*

Z TİPİ REDÜKSİYONLAR ORTADAN
ORTADAN / CENTER
Z TYPE REDUCERS CENTER

Sipariş Kodu (Order Code)	w (mm)	h (mm)	t (mm)	Kg/Takım (Kg/Set.)
BHA-RZEA2-25	25	100	1,50	0,341
BHA-RZEA2-50	50	100	1,50	0,400
BHA-RZEA2-100	100	100	1,50	0,568
BHA-RZEA2-150	150	100	1,50	0,636
BHA-RZEA2-200	200	100	1,50	0,754
BHA-RZEA2-250	250	100	1,50	0,871

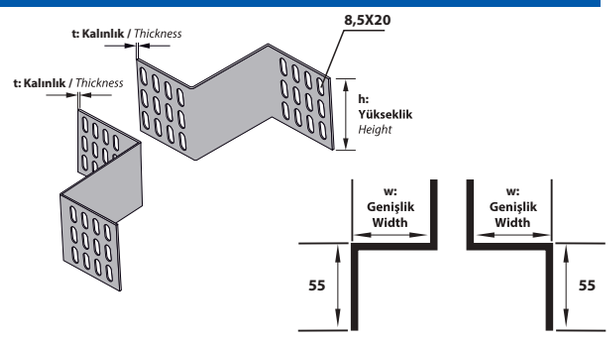

AÇIKLAMALAR / *INSTRUCTIONS :*

Not: Lütfen Siparişlerinizde Redüksiyon Tipini ve "w" ölçüsünü belirtiniz. Özel Ölçüler İçin Lütfen Firmamız İle İrtibata Geçiniz.

Note: *Please Assert The Reduction Type And "w" Dimension For Special Dimensions Please Contact Our Firm.*

İÇ VE DIŞ BÜKEY ELEMANLAR *VERTICAL INSIDE AND OUTSIDE RISER BEND*

Sipariş Kodu (Order Code)	w (mm)	h (mm)	t (mm)	Kg/Adet (Kg/Pcs.)
BHA-B510MPA	100	100	1,50	3,395
BHA-B512MPA	120	100	1,50	3,443
BHA-B515MPA	150	100	1,50	3,516
BHA-B520MPA	200	100	1,50	3,636
BHA-B525MPA	250	100	1,50	3,756
BHA-B530MPA	300	100	2,00	4,651
BHA-B540MPA	400	100	2,00	4,939
BHA-B550MPA	500	100	2,00	5,228
BHA-B560MPA	600	100	2,00	5,516

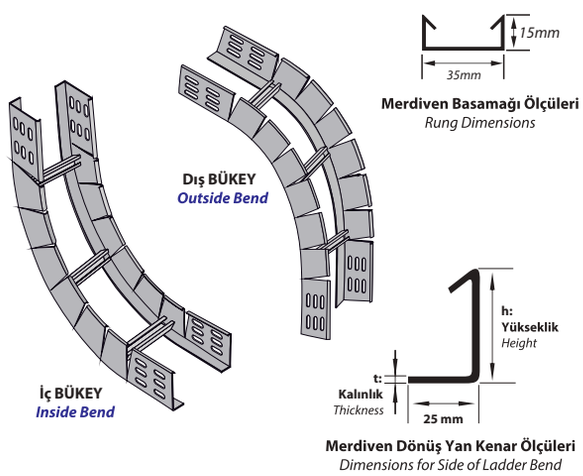

AÇIKLAMALAR / *INSTRUCTIONS :*

Not: Tüm dönüş uygulamaları, Metrik 8 cıvata ve somun kullanımına uygundur. Belirtilen ağırlıklar kesim ağırlıklarıdır.

Note: *All the bend implementation are convenient for M8 bolt and Nut usage. The indicated weights are the weights before fabrication.*

Sipariş Kodu *(Order Code)*	w *(mm)*	h *(mm)*	t *(mm)*	Kg/Mt *(Kg/Mt)*
BHA-M15125.15	150	125	1,50	6,201
BHA-M15125.20	150	125	2,00	7,313
BHA-M20125.15	200	125	1,50	6,532
BHA-M20125.20	200	125	2,00	7,682
BHA-M25125.15	250	125	1,50	6,955
BHA-M25125.20	250	125	2,00	8,142
BHA-M30125.15	300	125	1,50	7,550
BHA-M30125.20	300	125	2,00	8,774
BHA-M40125.15	400	125	1,50	8,382
BHA-M40125.20	400	125	2,00	9,682
BHA-M50125.15	500	125	1,50	9,213
BHA-M50125.20	500	125	2,00	9,939
BHA-M60125.15	600	125	1,50	10,045
BHA-M60125.20	600	125	2,00	11,496

KABLO MERDİVENLERİ
CABLE LADDERS

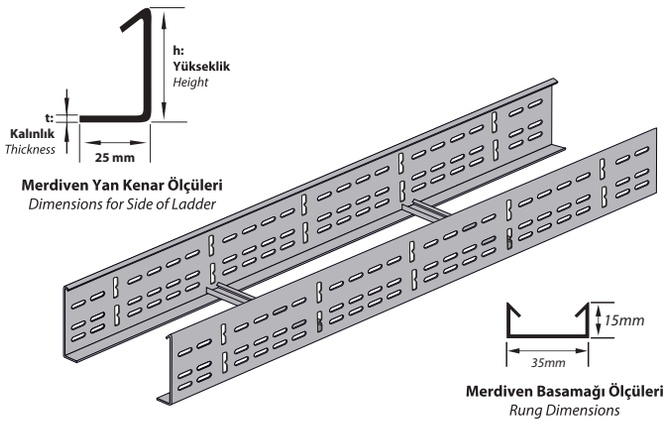

AÇIKLAMALAR / *INSTRUCTIONS :*

Not: Standart uzunluk 2500mm. İsteğe bağlı olarak uzunluklar değişebilir.

! Kablo merdivenlerinde ölçü toleransı ± 3 mm.'dir.

! Belirtilen ağırlıklar kesim ağırlıklarıdır.

! Tüm kablo merdivenleri, Metrik 8 cıvata ve somun kullanımına uygundur.

! Tüm kablo merdivenleri perçinli olarak üretilmektedir. İsteğe bağlı kablo merdivenleri kaynaklı olarak üretilebilir.

Note: *Standart length is 2500mm. On request the lengths can change.*

! *The dimension tolerance in Cable Ladders are ± 3mm*

! *The indicated weights are the weights before fabrication.*

! *All cable trays are convenient for M8 bolt and nut usage.*

! *Cable Ladders are manufactured as riveted type and upon request, ladders can be manufactured in welding method as well.*

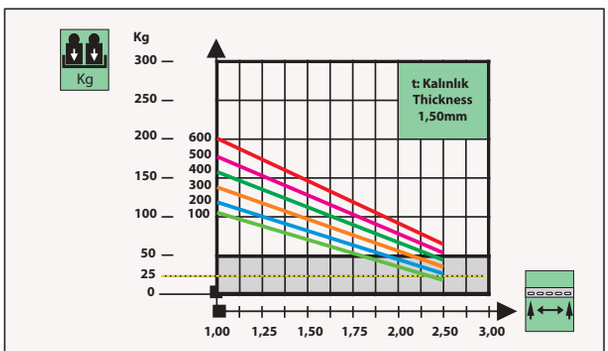

Kilogram Olarak Müsade Edilen Kablo Merdiven Yükü
Cable Ladder Load in Kg

'm' Destekler Arası Mesafe
'm' Span Between Supports

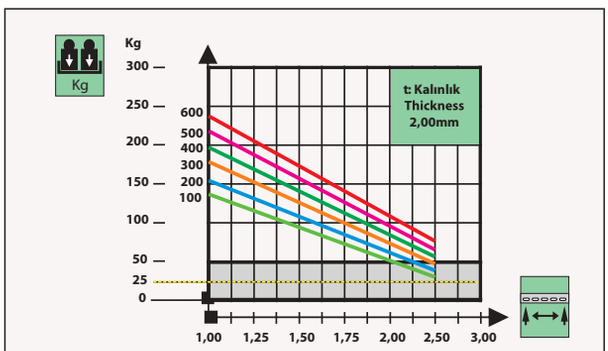

Kilogram Olarak Müsade Edilen Kablo Merdiven Yükü
Cable Ladder Load in Kg

'm' Destekler Arası Mesafe
'm' Span Between Supports

Sipariş Kodu *(Order Code)*	w *(mm)*	h *(mm)*	t *(mm)*	L *(mm)*	Kg/Adet *(Kg/Pcs.)*
BHA-A1-12.15	15	125	1,50	174	0,287

EK ELEMANI
JOINT PIECE

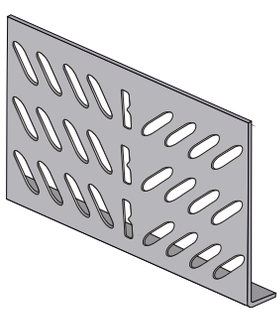

AÇIKLAMALAR / *INSTRUCTIONS :*

NOT: Tüm Ek Elemanları, Metrik 8 cıvata ve somun kullanımına uygundur.

! Belirtilen ağırlıklar kesim ağırlıklarıdır.

! 1 Adet Ek Elemanı Standartta 4-12 Takım M8 Cıvata Somun İle Kullanıma Uygundur.

NOTE: *All The Cable Trays are Convenient for M8 Bolt and Nut Usage.*

! *The indicated weights are the weights before fabrication.*

! *One Piece Of straight Connector is Suitable for The Usage of 4-12 set of M8 Bolt and Nut.*

MERDİVEN TİP 90° DÖNÜŞ ELEMANI
LADDER TYPE 90° BENDS

Sipariş Kodu *(Order Code)*	a,b *(mm)*	h *(mm)*	t *(mm)*	Kg/Adet *(Kg/Pcs.)*
BHA-YD115MPAH	155	125	1,50	2,443
BHA-YD120MPAH	205	125	1,50	2,696
BHA-YD125MPAH	255	125	1,50	2,950
BHA-YD130MPAH	305	125	2,00	3,768
BHA-YD140MPAH	405	125	2,00	4,350
BHA-YD150MPAH	505	125	2,00	4,933
BHA-YD160MPAH	605	125	2,00	5,515

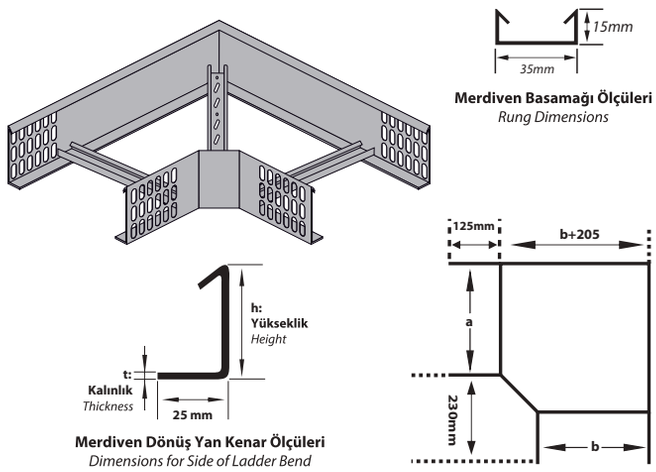

AÇIKLAMALAR / *INSTRUCTIONS :*

NOT: DÖNÜŞ MODÜLLERİNDEKİ ÖZEL UYGULAMALAR İÇİN ÖRNEK SİPARİŞ h:40mm a:100mm b:200mm "90° Yatay Dönüş"

NOTE: *The example order for special applications in bend modules. h:40mm. a:100mm b:200mm Bend 90°.*

MERDİVEN TİP T DÖNÜŞ ELEMANI
LADDER TYPE TEE BRANCHES

Sipariş Kodu *(Order Code)*	a,b,c *(mm)*	h *(mm)*	t *(mm)*	Kg/Adet *(Kg/Pcs.)*
BHA-TD215MPAH	155	125	1,50	4,461
BHA-TD220MPAH	205	125	1,50	4,815
BHA-TD225MPAH	255	125	1,50	5,166
BHA-TD230MPAH	305	125	2,00	6,417
BHA-TD240MPAH	405	125	2,00	7,194
BHA-TD250MPAH	505	125	2,00	7,972
BHA-TD260MPAH	605	125	2,00	8,749

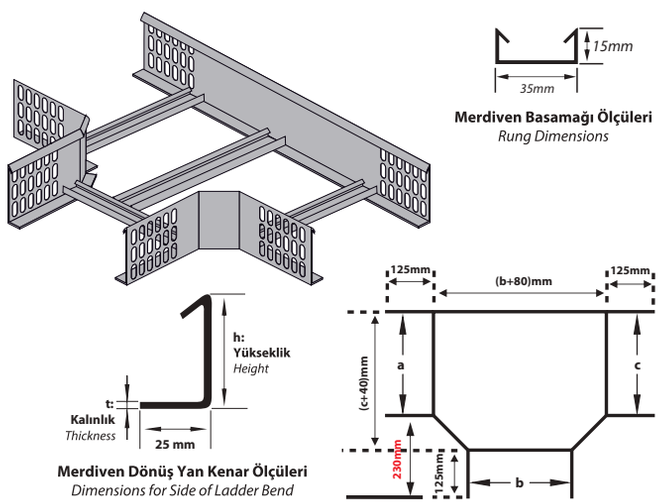

AÇIKLAMALAR / *INSTRUCTIONS :*

NOT: DÖNÜŞ MODÜLLERİNDEKİ ÖZEL UYGULAMALAR İÇİN ÖRNEK SİPARİŞ h:40mm a:300mm b:200mm c:300mm "T" DÖNÜŞ

NOTE: *The example order for special applications in bend modules. h:40mm. a:100mm b:200mm c:300mm "Tee branch".*

MERDİVEN TİP DÖRTLÜ DÖNÜŞ ELEMANI
LADDER TYPE CROSSINGS

Sipariş Kodu *(Order Code)*	a,b,c,d *(mm)*	h *(mm)*	t *(mm)*	Kg/Adet *(Kg/Pcs.)*
BHA-DD315MPAH	155	125	1,50	6,201
BHA-DD320MPAH	205	125	1,50	6,533
BHA-DD325MPAH	255	125	1,50	6,955
BHA-DD330MPAH	305	125	2,00	8,774
BHA-DD340MPAH	405	125	2,00	9,681
BHA-DD350MPAH	505	125	2,00	9,939
BHA-DD360MPAH	605	125	2,00	11,496

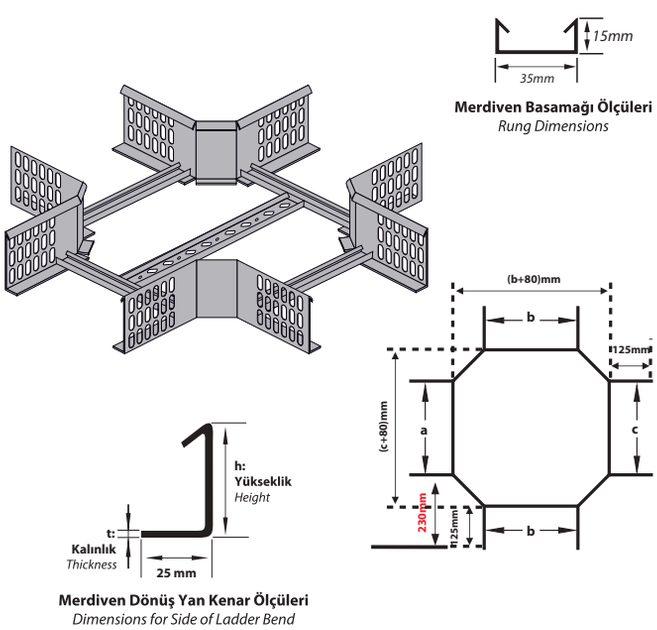

AÇIKLAMALAR / *INSTRUCTIONS :*

NOT: DÖNÜŞ MODÜLLERİNDEKİ ÖZEL UYGULAMALAR İÇİN ÖRNEK SİPARİŞ h:40mm a:300mm b:200mm c:300mm d:200mm "Dörtlü" DÖNÜŞ

NOTE: *The example order for special applications in bend modules. h:40mm. a:100mm b:200mm c:300mm d:200mm "crossing "*

AÇIKLAMALAR / *INSTRUCTIONS :* **Ekstra** / *Extra*

Tüm dönüş uygulamaları, Metrik 8 cıvata ve somun kullanımına uygundur. Belirtilen ağırlıklar kesim ağırlıklarıdır.

All the bend implementation are convenient for M8 bolt and Nut usage. The indicated weights are the weights before fabrication.

Z TİPİ REDÜKSİYONLAR SOLA
SOLA / LEFT
Z TYPE REDUCERS LEFT

Sipariş Kodu (Order Code)	w (mm)	h (mm)	t (mm)	Kg/Takım (Kg/Set.)
BHA-RZAE1-50	50	125	1,50	0,523
BHA-RZAE1-100	100	125	1,50	0,596
BHA-RZAE1-150	150	125	1,50	0,670
BHA-RZAE1-200	200	125	1,50	0,743
BHA-RZAE1-250	250	125	1,50	0,817
BHA-RZAE1-300	300	125	1,50	0,890

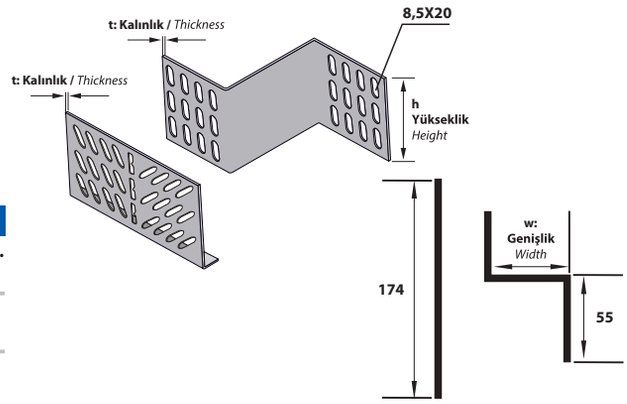

AÇIKLAMALAR / *INSTRUCTIONS :*

Not: **Lütfen Siparişlerinizde Redüksiyon Tipini ve "w" ölçüsünü belirtiniz. Özel Ölçüler İçin Lütfen Firmamız İle İrtibata Geçiniz.**

Note: ***Please Assert The Reduction Type And "w" Dimension For Special Dimensions Please Contact Our Firm.***

Z TİPİ REDÜKSİYONLAR SAĞA
SAĞA / RIGHT
Z TYPE REDUCERS RIGHT

Sipariş Kodu (Order Code)	w (mm)	h (mm)	t (mm)	Kg/Takım (Kg/Set.)
BHA-RZAE1-50	50	125	1,50	0,523
BHA-RZAE1-100	100	125	1,50	0,596
BHA-RZAE1-150	150	125	1,50	0,670
BHA-RZAE1-200	200	125	1,50	0,743
BHA-RZAE1-250	250	125	1,50	0,817
BHA-RZAE1-300	300	125	1,50	0,890

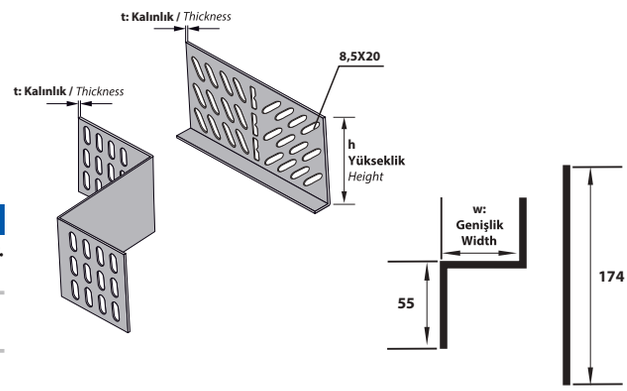

AÇIKLAMALAR / *INSTRUCTIONS :*

Not: **Lütfen Siparişlerinizde Redüksiyon Tipini ve "w" ölçüsünü belirtiniz. Özel Ölçüler İçin Lütfen Firmamız İle İrtibata Geçiniz.**

Note: ***Please Assert The Reduction Type And "w" Dimension For Special Dimensions Please Contact Our Firm.***

Z TİPİ REDÜKSİYONLAR ORTADAN
ORTADAN / CENTER
Z TYPE REDUCERS CENTER

Sipariş Kodu (Order Code)	w (mm)	h (mm)	t (mm)	Kg/Takım (Kg/Set.)
BHA-RZAE2-25	25	125	1,50	0,471
BHA-RZAE2-50	50	125	1,50	0,618
BHA-RZAE2-100	100	125	1,50	0,765
BHA-RZAE2-150	150	125	1,50	0,913
BHA-RZAE2-200	200	125	1,50	1,060
BHA-RZAE2-250	250	125	1,50	1,207

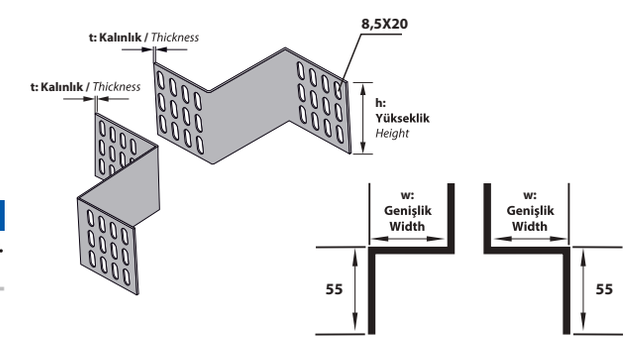

AÇIKLAMALAR / *INSTRUCTIONS :*

Not: **Lütfen Siparişlerinizde Redüksiyon Tipini ve "w" ölçüsünü belirtiniz. Özel Ölçüler İçin Lütfen Firmamız İle İrtibata Geçiniz.**

Note: ***Please Assert The Reduction Type And "w" Dimension For Special Dimensions Please Contact Our Firm.***

İÇ VE DIŞ BÜKEY ELEMANLAR
VERTICAL INSIDE AND OUTSIDE RISER BEND

Sipariş Kodu (Order Code)	w (mm)	h (mm)	t (mm)	Kg/Adet (Kg/Pcs.)
BHA-B515MPAH	150	125	1,50	4,041
BHA-B520MPAH	200	125	1,50	4,138
BHA-B525MPAH	250	125	1,50	4,236
BHA-B530MPAH	300	125	2,00	5,087
BHA-B540MPAH	400	125	2,00	5,282
BHA-B550MPAH	500	125	2,00	5,477
BHA-B560MPAH	600	125	2,00	5,672

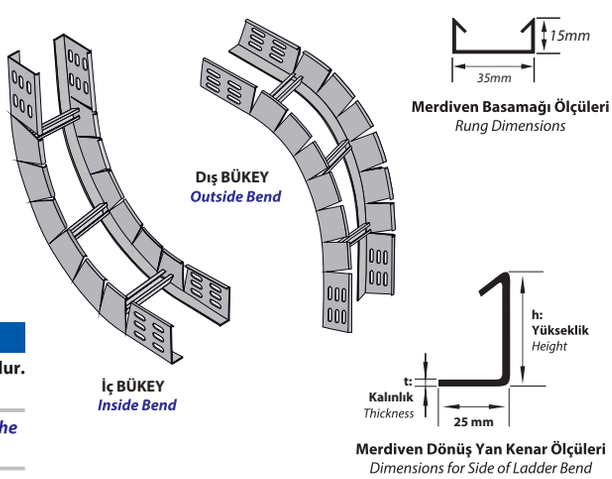

AÇIKLAMALAR / *INSTRUCTIONS :*

Not: **Tüm dönüş uygulamaları, Metrik 8 cıvata ve somun kullanımına uygundur. Belirtilen ağırlıklar kesim ağırlıklarıdır.**

Note: ***All the bend implementation are convenient for M8 bolt and Nut usage. The indicated weights are the weights before fabrication.***

Sipariş Kodu *(Order Code)*	w *(mm)*	h *(mm)*	t *(mm)*	Kg/Mt *(Kg/Mt)*
BHA-M1515.15	150	150	1,50	7,070
BHA-M1515.20	150	150	2,00	8,355
BHA-M2015.15	200	150	1,50	7,431
BHA-M2015.20	200	150	2,00	8,759
BHA-M2515.15	250	150	1,50	7,882
BHA-M2515.20	250	150	2,00	9,255
BHA-M3015.15	300	150	1,50	8,506
BHA-M3015.20	300	150	2,00	9,922
BHA-M4015.15	400	150	1,50	9,397
BHA-M4015.20	400	150	2,00	10,900
BHA-M5015.15	500	150	1,50	10,288
BHA-M5015.20	500	150	2,00	11,228
BHA-M6015.15	600	150	1,50	11,178
BHA-M6015.20	600	150	2,00	12,856

KABLO MERDİVENLERİ
CABLE LADDERS

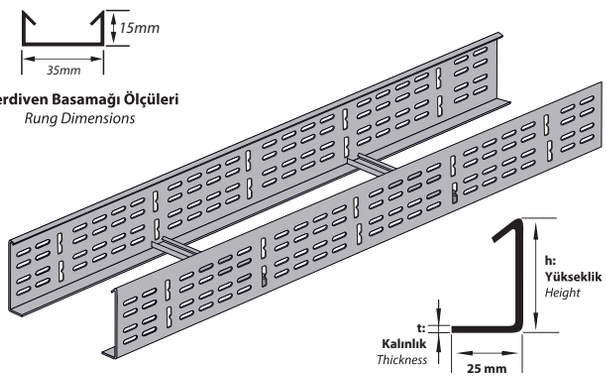

Merdiven Basamağı Ölçüleri
Rung Dimensions

Merdiven Yan Kenar Ölçüleri
Dimensions for Side of Ladder

AÇIKLAMALAR / *INSTRUCTIONS :*

Not: **Standart uzunluk 2500mm. İsteğe bağlı olarak uzunluklar değişebilir.**

! **Kablo merdivenlerinde ölçü toleransı ± 3 mm.'dir.**

! **Belirtilen ağırlıklar kesim ağırlıklarıdır.**

! **Tüm kablo merdivenleri, Metrik 8 cıvata ve somun kullanımına uygundur.**

! **Tüm kablo merdivenleri perçinli olarak üretilmektedir. İsteğe bağlı kablo merdivenleri kaynaklı olarak üretilebilir.**

Note: ***Standart length is 2500mm. On request the lengths can change.***

! ***The dimension tolerance in Cable Ladders are ± 3mm***

! ***The indicated weights are the weights before fabrication.***

! ***All cable trays are convenient for M8 bolt and nut usage.***

! ***Cable Ladders are manufactured as riveted type and upon request, ladders can be manufactured in welding method as well.***

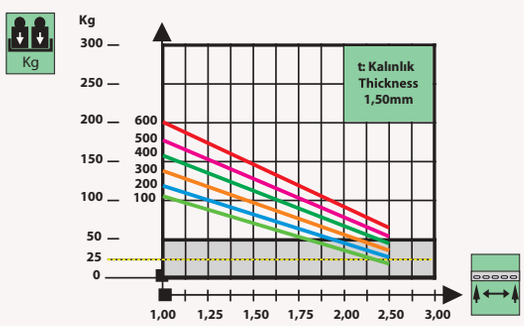

Kg — **Kilogram Olarak Müsade Edilen Kablo Merdiven Yükü** *Cable Ladder Load in Kg*

'm' Destekler Arası Mesafe *'m' Span Between Supports*

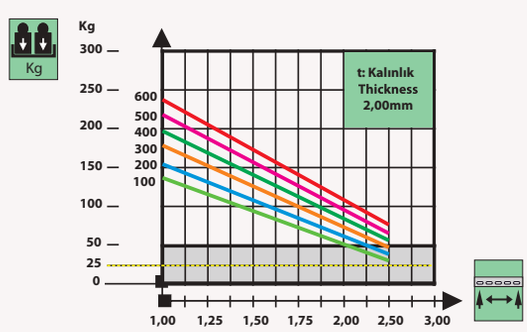

Kg — **Kilogram Olarak Müsade Edilen Kablo Merdiven Yükü** *Cable Ladder Load in Kg*

'm' Destekler Arası Mesafe *'m' Span Between Supports*

Sipariş Kodu *(Order Code)*	w *(mm)*	h *(mm)*	t *(mm)*	L *(mm)*	Kg/Adet *(Kg/Pcs.)*
BHA-A1-15.15	15	152	1,50	234	0,454

EK ELEMANI
JOINT PIECE

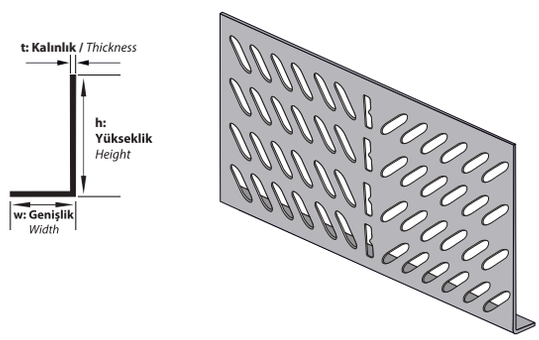

AÇIKLAMALAR / *INSTRUCTIONS :*

NOT: **Tüm Ek Elemanları, Metrik 8 cıvata ve somun kullanımına uygundur.**

! **Belirtilen ağırlıklar kesim ağırlıklarıdır.**

! **1 Adet Ek Elemanı Standartta 12-24 Takım M8 Cıvata Somun İle Kullanıma Uygundur.**

NOTE: ***All The Cable Trays are Convenient for M8 Bolt and Nut Usage.***

! ***The indicated weights are the weights before fabrication.***

! **One Piece Of straight Connector is Suitable for The Usage of 12-24set of M8 Bolt and Nut.**

MERDİVEN TİP 90° DÖNÜŞ ELEMANI
LADDER TYPE 90° BENDS

Sipariş Kodu (Order Code)	a,b (mm)	h (mm)	t (mm)	Kg/Adet (Kg/Pcs.)
BHA-YD115MPHA	155	150	1,50	2,796
BHA-YD120MPHA	205	150	1,50	3,079
BHA-YD125MPHA	255	150	1,50	3,362
BHA-YD130MPHA	305	150	2,00	4,298
BHA-YD140MPHA	405	150	2,00	4,951
BHA-YD150MPHA	505	150	2,00	5,604
BHA-YD160MPHA	605	150	2,00	6,256

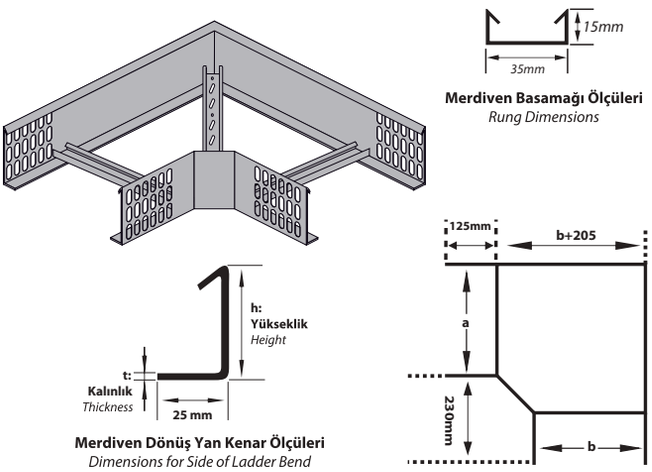

AÇIKLAMALAR / *INSTRUCTIONS :*

NOT: DÖNÜŞ MODÜLLERİNDEKİ ÖZEL UYGULAMALAR İÇİN ÖRNEK SİPARİŞ h:40mm a:100mm b:200mm "90° Yatay Dönüş"

NOTE: *The example order for special applications in bend modules. h:40mm. a:100mm b:200mm Bend 90°.*

MERDİVEN TİP T DÖNÜŞ ELEMANI
LADDER TYPE TEE BRANCHES

Sipariş Kodu (Order Code)	a,b,c (mm)	h (mm)	t (mm)	Kg/Adet (Kg/Pcs.)
BHATD215MPHA	155	150	1,50	5,076
BHATD220MPHA	205	150	1,50	5,460
BHA-TD225MPHA	255	150	1,50	5,840
BHATD230MPHA	305	150	2,00	7,262
BHATD240MPHA	405	150	2,00	8,109
BHATD250MPHA	505	150	2,00	8,957
BHATD260MPHA	605	150	2,00	9,805

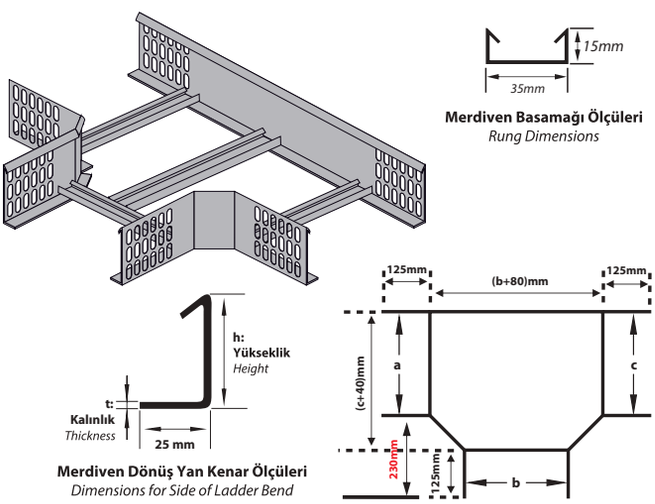

AÇIKLAMALAR / *INSTRUCTIONS :*

NOT: DÖNÜŞ MODÜLLERİNDEKİ ÖZEL UYGULAMALAR İÇİN ÖRNEK SİPARİŞ h:40mm a:300mm b:200mm c:300mm "T" DÖNÜŞ

NOTE: *The example order for special applications in bend modules. h:40mm. a:100mm b:200mm c:300mm "Tee branch".*

MERDİVEN TİP DÖRTLÜ DÖNÜŞ ELEMANI
LADDER TYPE CROSSINGS

Sipariş Kodu (Order Code)	a,b,c,d (mm)	h (mm)	t (mm)	Kg/Adet (Kg/Pcs.)
BHA-DD315MPHA	155	150	1,50	7,070
BHA-DD320MPHA	205	150	1,50	7,431
BHA-DD325MPHA	255	150	1,50	7,882
BHA-DD330MPHA	305	150	2,00	9,922
BHA-DD340MPHA	405	150	2,00	10,900
BHA-DD350MPHA	505	150	2,00	11,228
BHA-DD360MPHA	605	150	2,00	12,856

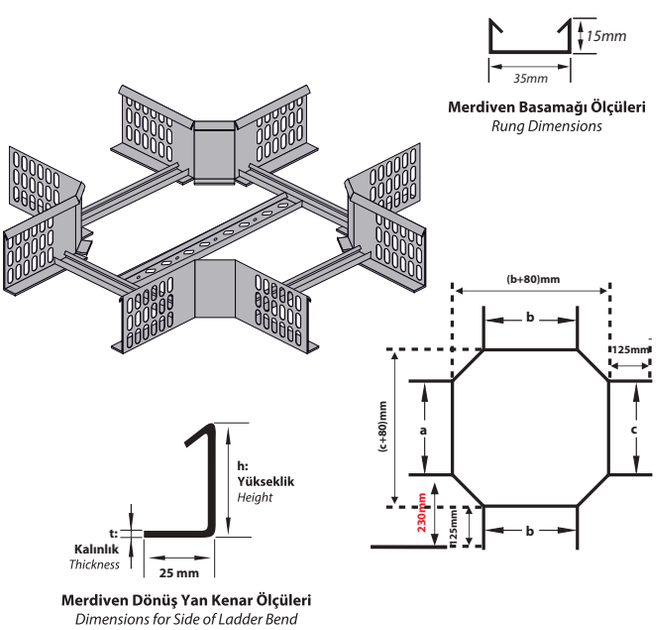

AÇIKLAMALAR / *INSTRUCTIONS :*

NOT: DÖNÜŞ MODÜLLERİNDEKİ ÖZEL UYGULAMALAR İÇİN ÖRNEK SİPARİŞ h:40mm a:300mm b:200mm c:300mm d:200mm "Dörtlü" DÖNÜŞ

NOTE: *The example order for special applications in bend modules. h:40mm. a:100mm b:200mm c:300mm d:200mm "crossing "*

AÇIKLAMALAR / *INSTRUCTIONS :* **Ekstra** / *Extra*

Tüm dönüş uygulamaları, Metrik 8 cıvata ve somun kullanımına uygundur. Belirtilen ağırlıklar kesim ağırlıklarıdır.

All the bend implementation are convenient for M8 bolt and Nut usage. The indicated weights are the weights before fabrication.

Z TİPİ REDÜKSİYONLAR SOLA
SOLA / LEFT
Z TYPE REDUCERS LEFT

Sipariş Kodu *(Order Code)*	w *(mm)*	h *(mm)*	t *(mm)*	Kg/Takım *(Kg/Set.)*
BHA-RZEAH1-50	50	150	1,50	0,754
BHA-RZEAH1-100	100	150	1,50	0,843
BHA-RZEAH1-150	150	150	1,50	0,931
BHA-RZEAH1-200	200	150	1,50	1,019
BHA-RZEAH1-250	250	150	1,50	1,108
BHA-RZEAH1-300	300	150	1,50	1,196

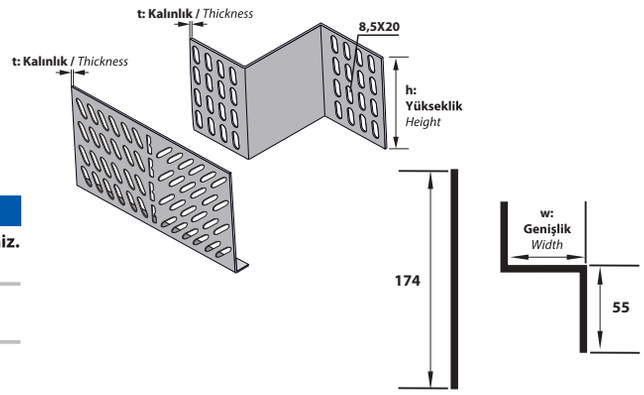

AÇIKLAMALAR / *INSTRUCTIONS :*

Not: Lütfen Siparişlerinizde Redüksiyon Tipini ve "w" ölçüsünü belirtiniz. Özel Ölçüler İçin Lütfen Firmamız İle İrtibata Geçiniz.

Note: *Please Assert The Reduction Type And "w" Dimension For Special Dimensions Please Contact Our Firm.*

Z TİPİ REDÜKSİYONLAR SAĞA
SAĞA / RIGHT
Z TYPE REDUCERS RIGHT

Sipariş Kodu *(Order Code)*	w *(mm)*	h *(mm)*	t *(mm)*	Kg/Takım *(Kg/Set.)*
BHA-RZEAH1-50	50	150	1,50	0,754
BHA-RZEAH1-100	100	150	1,50	0,843
BHA-RZEAH1-150	150	150	1,50	0,931
BHA-RZEAH1-200	200	150	1,50	1,019
BHA-RZEAH1-250	250	150	1,50	1,108
BHA-RZEAH1-300	300	150	1,50	1,196

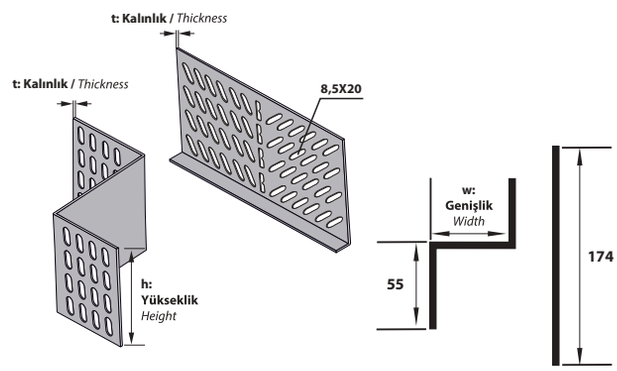

AÇIKLAMALAR / *INSTRUCTIONS :*

Not: Lütfen Siparişlerinizde Redüksiyon Tipini ve "w" ölçüsünü belirtiniz. Özel Ölçüler İçin Lütfen Firmamız İle İrtibata Geçiniz.

Note: *Please Assert The Reduction Type And "w" Dimension For Special Dimensions Please Contact Our Firm.*

Z TİPİ REDÜKSİYONLAR ORTADAN
ORTADAN / CENTER
Z TYPE REDUCERS CENTER

Sipariş Kodu *(Order Code)*	w *(mm)*	h *(mm)*	t *(mm)*	Kg/Takım *(Kg/Set.)*
BHA-RZEAH2-25	25	150	1,50	0,512
BHA-RZEAH2-50	50	150	1,50	0,601
BHA-RZEAH2-100	100	150	1,50	0,777
BHA-RZEAH2-150	150	150	1,50	0,954
BHA-RZEAH2-200	200	150	1,50	1,130
BHA-RZEAH2-250	250	150	1,50	1,307

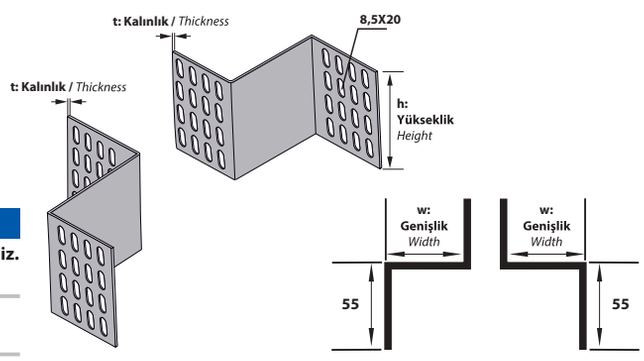

AÇIKLAMALAR / *INSTRUCTIONS :*

Not: Lütfen Siparişlerinizde Redüksiyon Tipini ve "w" ölçüsünü belirtiniz. Özel Ölçüler İçin Lütfen Firmamız İle İrtibata Geçiniz.

Note: *Please Assert The Reduction Type And "w" Dimension For Special Dimensions Please Contact Our Firm.*

İÇ VE DIŞ BÜKEY ELEMANLAR
VERTICAL INSIDE AND OUTSIDE RISER BEND

Sipariş Kodu *(Order Code)*	a *(mm)*	h *(mm)*	t *(mm)*	Kg/Adet *(Kg/Pcs.)*
BHA-B515MPHA	150	150	1,50	4,630
BHA-B520MPHA	200	150	1,50	4,727
BHA-B525MPHA	250	150	1,50	4,825
BHA-B530MPHA	300	150	2,00	5,794
BHA-B540MPHA	400	150	2,00	5,989
BHA-B550MPHA	500	150	2,00	6,184
BHA-B560MPHA	600	150	2,00	6,379

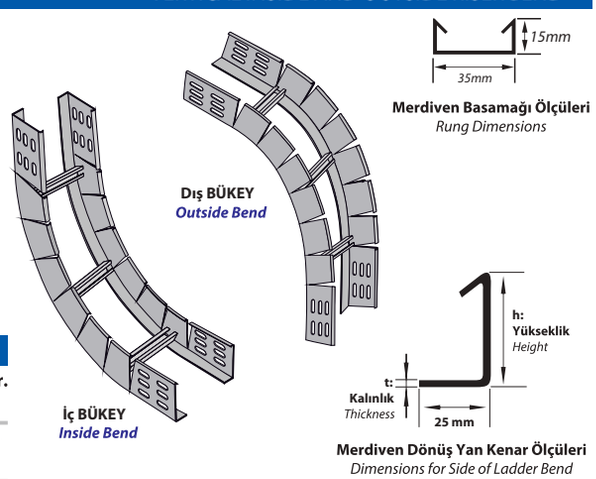

AÇIKLAMALAR / *INSTRUCTIONS :*

Not: Tüm dönüş uygulamaları, Metrik 8 cıvata ve somun kullanımına uygundur. Belirtilen ağırlıklar kesim ağırlıklarıdır.

Note: *All the bend implementation are convenient for M8 bolt and Nut usage. The indicated weights are the weights before fabrication.*

NORMAL TİP 135° DÖNÜŞ ELEMANLARI
NORMAL TYPE 135° BENDS

Sipariş Kodu *(Order Code)*	a *(mm)*	b *(mm)*	c *(mm)*	h *(mm)*	t *(mm)*	Kg/Adet *(Kg/Pcs.)*
BHA-YD110/135MP	105	165	130	40	1,50	0,485
BHA-YD112/135MP	125	185	140	40	1,50	0,530
BHA-YD115/135MP	155	215	155	40	1,50	0,634
BHA-YD120/135MP	125	265	180	40	1,50	0,807
BHA-YD125/135MP	130	315	205	40	1,50	0,980
BHA-YD130/135MP	135	365	230	40	2,00	1,537
BHA-YD140/135MP	145	465	285	40	2,00	2,004
BHA-YD150/135MP	155	565	335	40	2,00	2,465
BHA-YD160/135MP	165	665	385	40	2,00	2,927

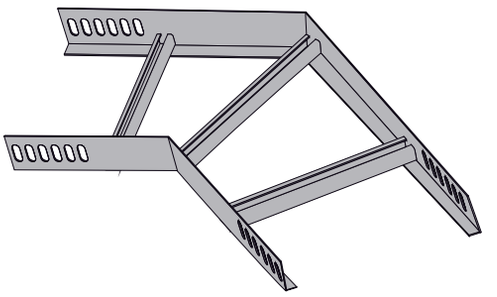

Sipariş Kodu *(Order Code)*	a *(mm)*	b *(mm)*	c *(mm)*	h *(mm)*	t *(mm)*	Kg/Adet *(Kg/Pcs.)*
BHA-YD110/135MPH	115	165	130	50	1,50	0,519
BHA-YD112/135MPH	125	185	140	50	1,50	0,568
BHA-YD115/135MPH	155	215	155	50	1,50	0,677
BHA-YD120/135MPH	125	265	180	50	1,50	0,859
BHA-YD125/135MPH	130	315	205	50	1,50	1,041
BHA-YD130/135MPH	135	365	230	50	2,00	1,631
BHA-YD140/135MPH	145	465	285	50	2,00	2,121
BHA-YD150/135MPH	155	565	335	50	2,00	2,607
BHA-YD160/135MPH	165	665	385	50	2,00	3,092

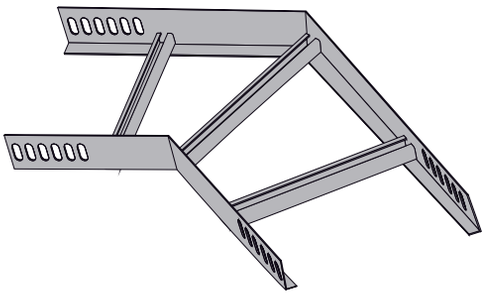

Sipariş Kodu *(Order Code)*	a *(mm)*	b *(mm)*	c *(mm)*	h *(mm)*	t *(mm)*	Kg/Adet *(Kg/Pcs.)*
BHA-YD110/135MPEH	105	165	130	60	1,50	0,554
BHA-YD112/135MPEH	125	185	140	60	1,50	0,606
BHA-YD115/135MPEH	155	215	155	60	1,50	0,721
BHA-YD120/135MPEH	205	265	180	60	1,50	0,912
BHA-YD125/135MPEH	255	315	205	60	1,50	1,102
BHA-YD130/135MPEH	305	365	230	60	2,00	1,724
BHA-YD140/135MPEH	405	465	285	60	2,00	2,239
BHA-YD150/135MPEH	505	565	335	60	2,00	2,748
BHA-YD160/135MPEH	605	665	385	60	2,00	3,256

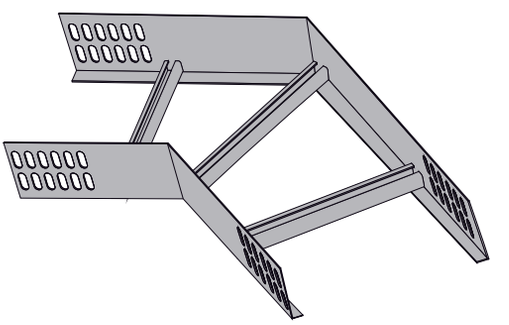

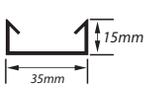

Merdiven Basamağı Ölçüleri
Rung Dimensions

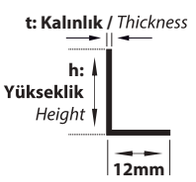

Merdiven Dönüş Yan Kenar Ölçüleri
Dimensions for Side of Ladder Bend

a : Genişlik *Width*
b : Dış Kenar *Periphery*
c : İç Kenar *Inner Edge*

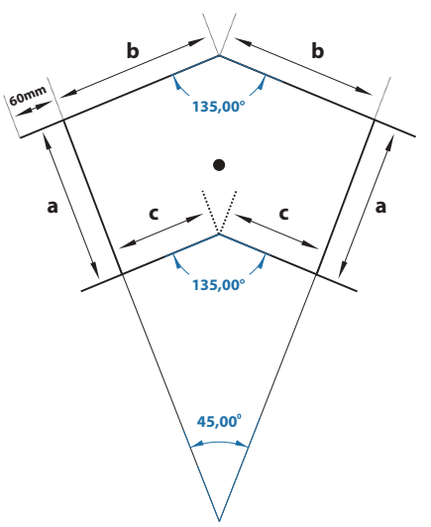

AÇIKLAMALAR / *INSTRUCTIONS :*

NOT: Lütfen siparişlerinizde 135° dönüş tipini ve sipariş kodunu belirtiniz.

! Metrik 8 cıvata ve somun kullanımına uygundur. Belirtilen ağırlıklar kesim ağırlıklarıdır.

NOTE: *Please indicate the 135° Bend type and order code.*

! *M8 bolt and Nut usage. The indicated weights are the weights before fabrication.*

NORMAL TİP 135° DÖNÜŞ ELEMANLARI
NORMAL TYPE 135° BENDS

Sipariş Kodu *(Order Code)*	a *(mm)*	b *(mm)*	c *(mm)*	h *(mm)*	t *(mm)*	Kg/Adet *(Kg/Pcs.)*
BHA-YD110/135MPA	105	165	130	100	1,50	0,693
BHA-YD112/135MPA	125	185	140	100	1,50	0,759
BHA-YD115/135MPA	155	215	155	100	1,50	0,895
BHA-YD120/135MPA	125	265	180	100	1,50	1,121
BHA-YD125/135MPA	130	315	205	100	1,50	1,347
BHA-YD130/135MPA	135	365	230	100	2,00	2,098
BHA-YD140/135MPA	145	465	285	100	2,00	2,710
BHA-YD150/135MPA	155	565	335	100	2,00	3,313
BHA-YD160/135MPA	165	665	385	100	2,00	3,916

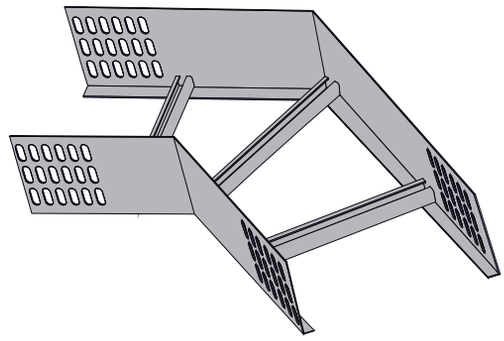

Sipariş Kodu *(Order Code)*	a *(mm)*	b *(mm)*	c *(mm)*	h *(mm)*	t *(mm)*	Kg/Adet *(Kg/Pcs.)*
BHA-YD112/135MPAH	125	185	140	125	1,50	0,855
BHA-YD115/135MPAH	155	215	155	125	1,50	1,004
BHA-YD120/135MPAH	125	265	180	125	1,50	1,252
BHA-YD125/135MPAH	130	315	205	125	1,50	1,500
BHA-YD130/135MPAH	135	365	230	125	2,00	2,331
BHA-YD140/135MPAH	145	465	285	125	2,00	3,005
BHA-YD150/135MPAH	155	565	335	125	2,00	3,666
BHA-YD160/135MPAH	165	665	385	125	2,00	4,328

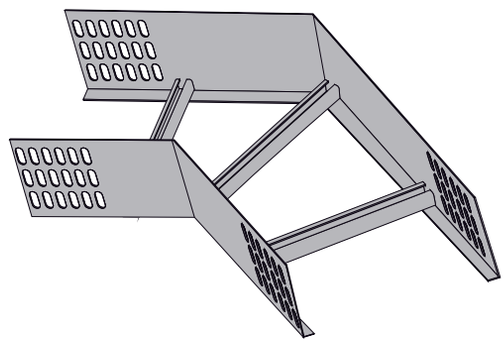

Sipariş Kodu *(Order Code)*	a *(mm)*	b *(mm)*	c *(mm)*	h *(mm)*	t *(mm)*	Kg/Adet *(Kg/Pcs.)*
BHA-YD115/135MPHA	155	215	155	150	1,50	1,113
BHA-YD120/135MPHA	125	265	180	150	1,50	1,383
BHA-YD125/135MPHA	130	315	205	150	1,50	1,653
BHA-YD130/135MPHA	135	365	230	150	2,00	2,565
BHA-YD140/135MPHA	145	465	285	150	2,00	3,299
BHA-YD150/135MPHA	155	565	335	150	2,00	4,020
BHA-YD160/135MPHA	165	665	385	150	2,00	4,740

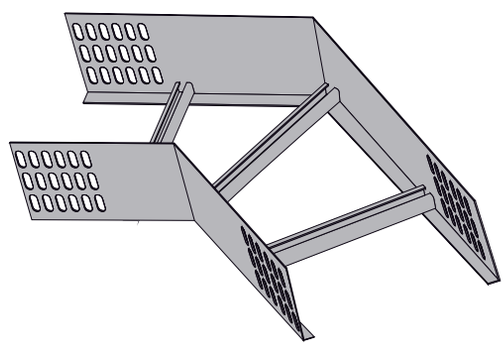

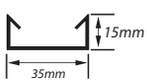

Merdiven Basamağı Ölçüleri
Rung Dimensions

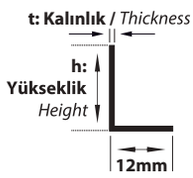

Merdiven Dönüş Yan Kenar Ölçüleri
Dimensions for Side of Ladder Bend

a : Genişlik *Width*
b : Dış Kenar *Periphery*
c : İç Kenar *Inner Edge*

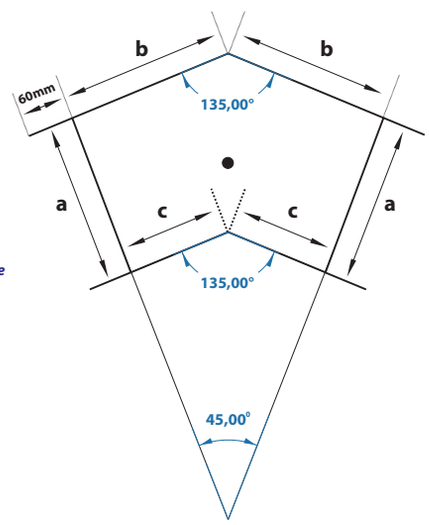

AÇIKLAMALAR / *INSTRUCTIONS :*

NOT: Lütfen siparişlerinizde 135° dönüş tipini ve sipariş kodunu belirtiniz.

! Metrik 8 cıvata ve somun kullanımına uygundur. Belirtilen ağırlıklar kesim ağırlıklarıdır.

NOTE: *Please indicate the 135° Bend type and order code.*

! *M8 bolt and Nut usage. The indicated weights are the weights before fabrication.*

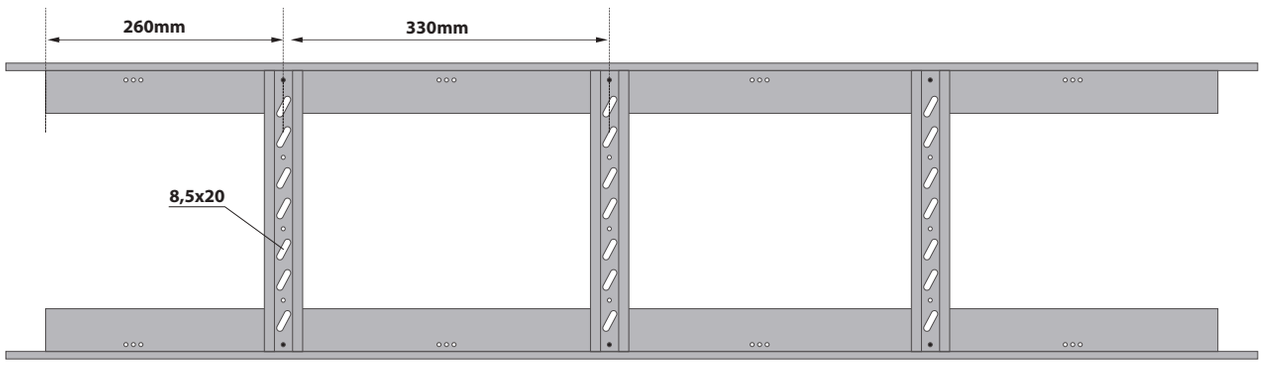
260mm
330mm
8,5x20

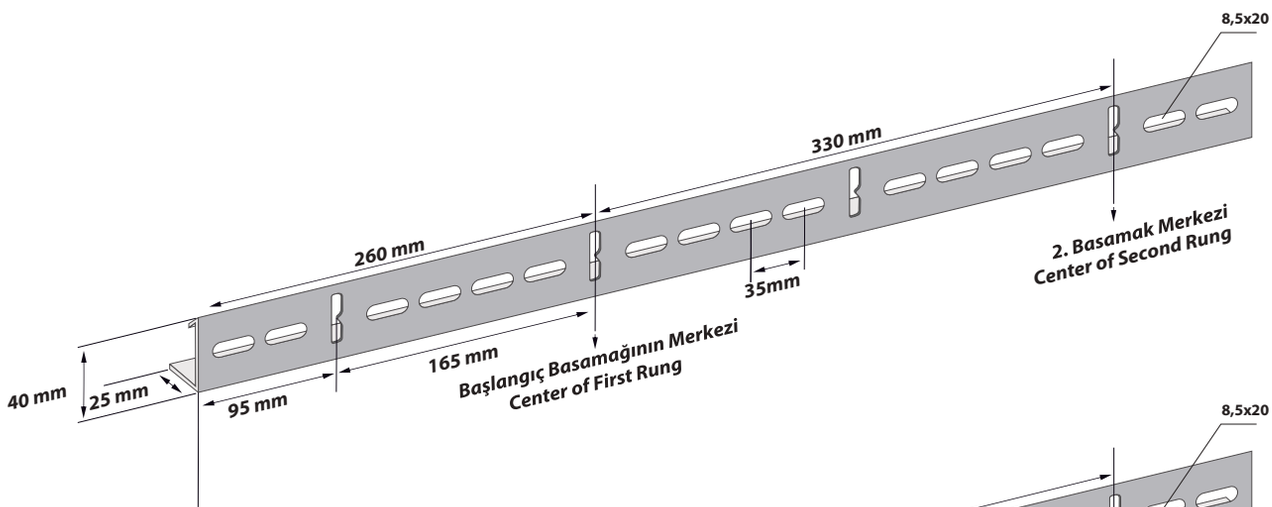
8,5x20
330 mm
260 mm
35mm
2. Basamak Merkezi
Center of Second Rung
165 mm
Başlangıç Basamağının Merkezi
Center of First Rung
40 mm
25 mm
95 mm

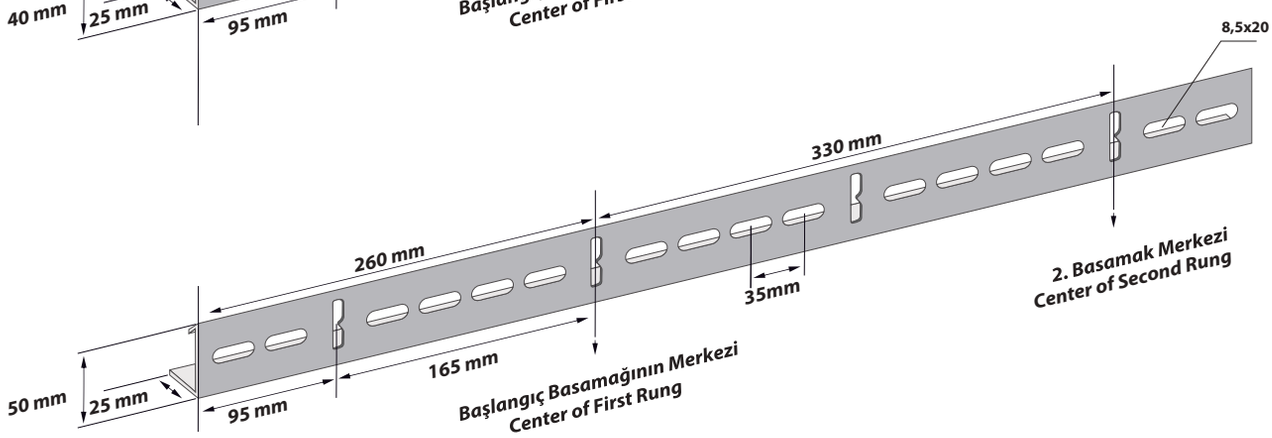
8,5x20
330 mm
260 mm
35mm
2. Basamak Merkezi
Center of Second Rung
165 mm
Başlangıç Basamağının Merkezi
Center of First Rung
50 mm
25 mm
95 mm

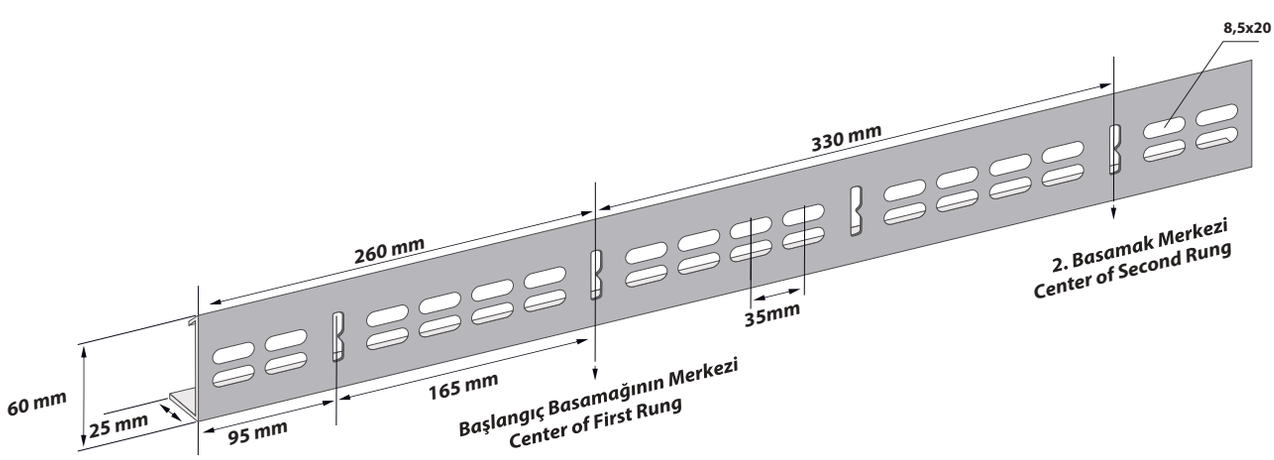
8,5x20
330 mm
260 mm
35mm
2. Basamak Merkezi
Center of Second Rung
165 mm
Başlangıç Basamağının Merkezi
Center of First Rung
60 mm
25 mm
95 mm

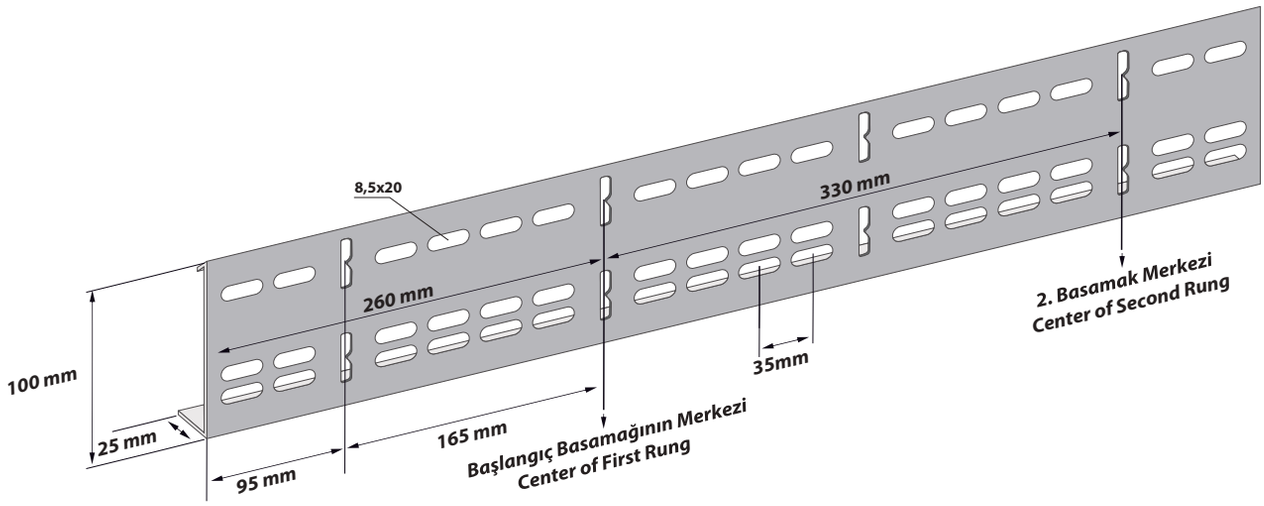
8,5x20
330 mm
260 mm
100 mm
35mm
2. Basamak Merkezi
Center of Second Rung
25 mm
165 mm
95 mm
Başlangıç Basamağının Merkezi
Center of First Rung

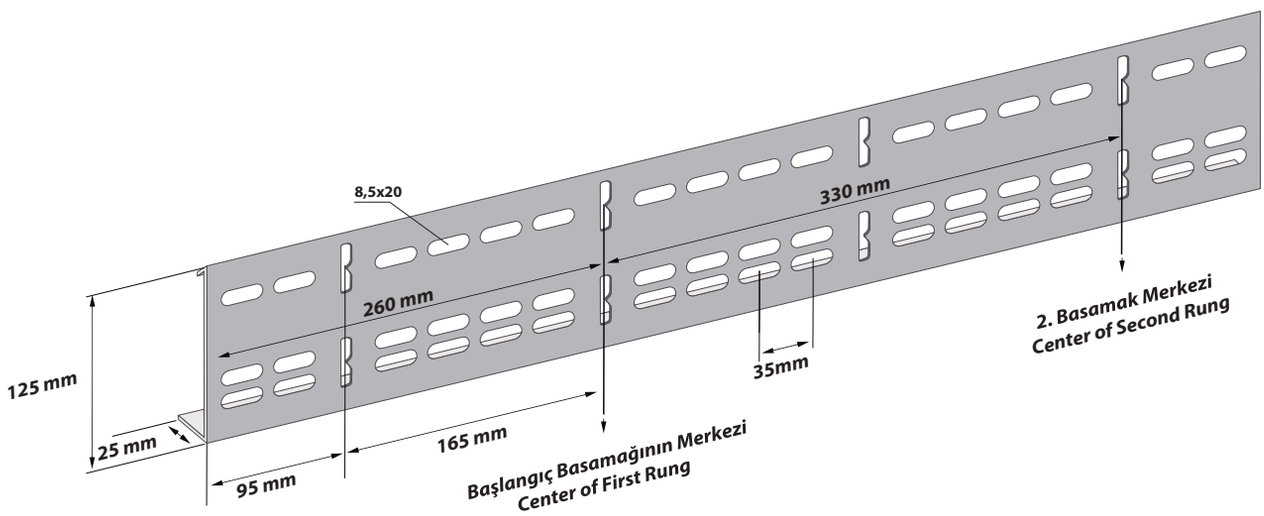
8,5x20
330 mm
260 mm
125 mm
35mm
2. Basamak Merkezi
Center of Second Rung
25 mm
165 mm
95 mm
Başlangıç Basamağının Merkezi
Center of First Rung

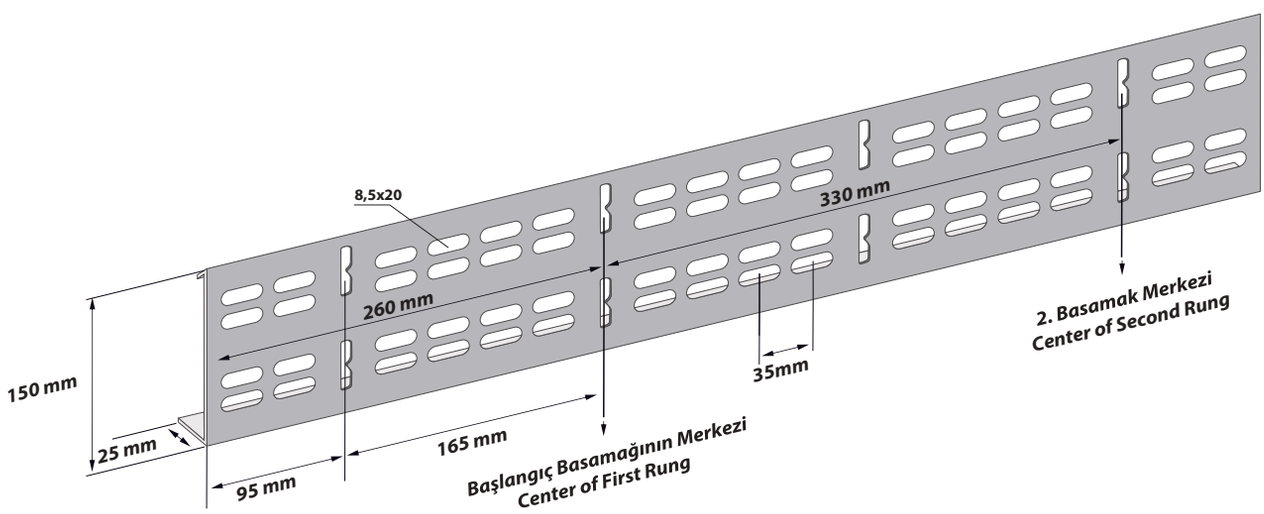
8,5x20
330 mm
260 mm
150 mm
35mm
2. Basamak Merkezi
Center of Second Rung
25 mm
165 mm
95 mm
Başlangıç Basamağının Merkezi
Center of First Rung

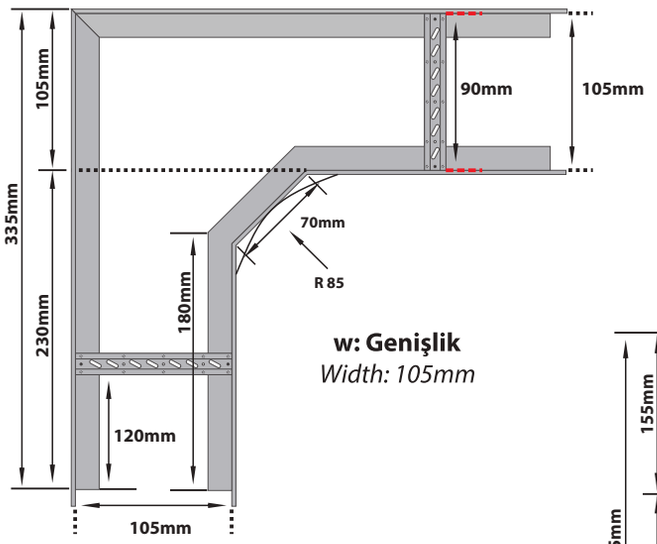

w: Genişlik
Width: 105mm

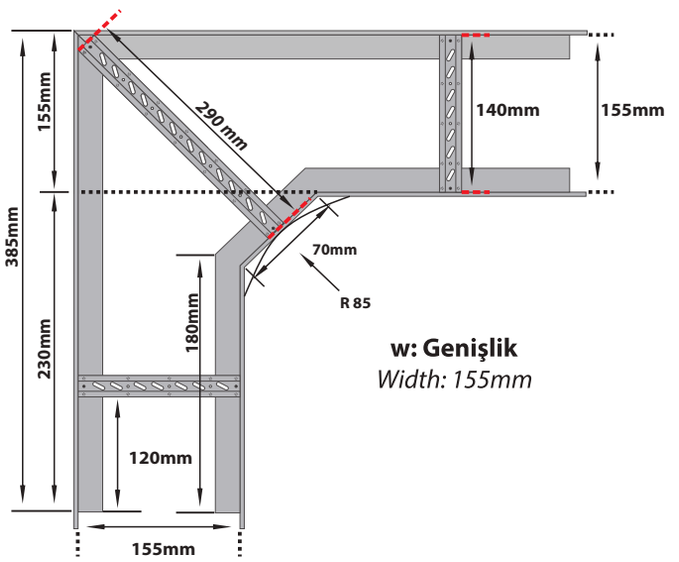

w: Genişlik
Width: 155mm

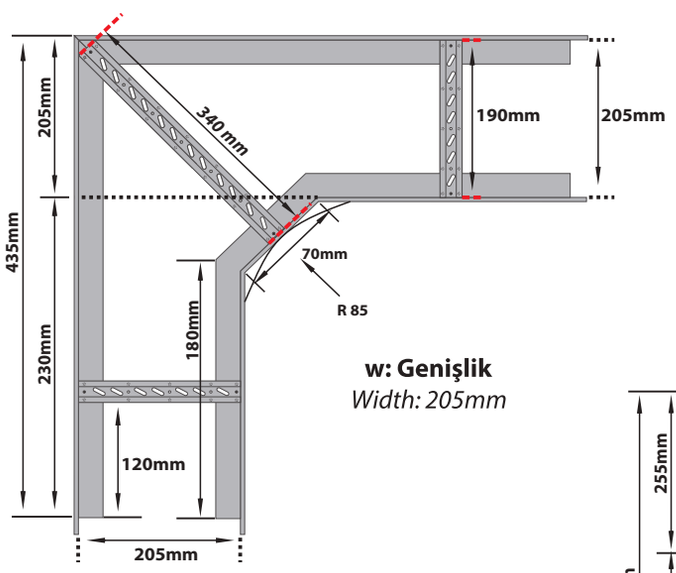

w: Genişlik
Width: 205mm

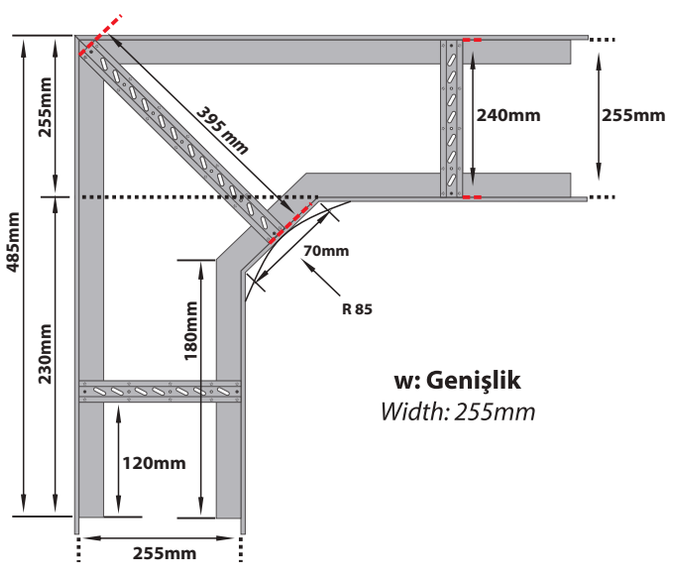

w: Genişlik
Width: 255mm

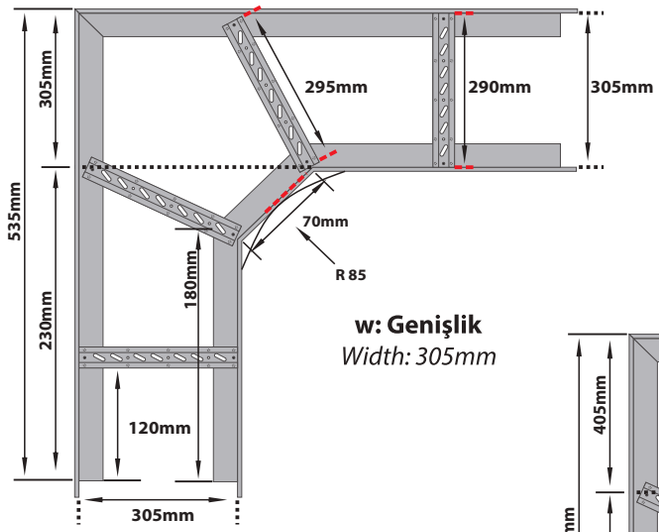

w: Genişlik
Width: 305mm

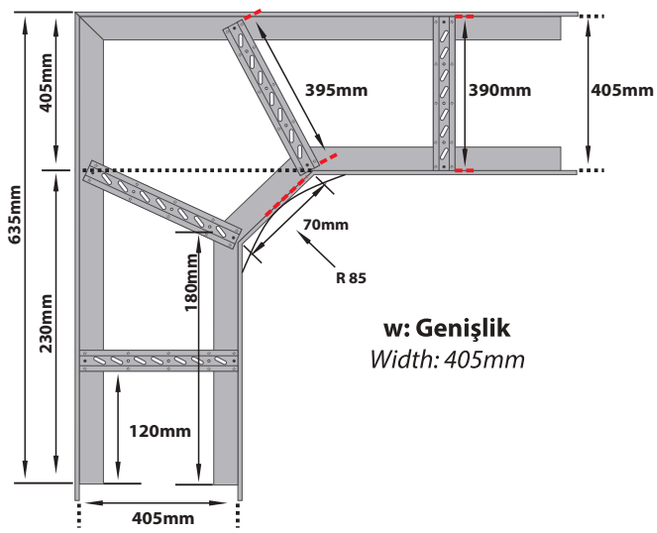

w: Genişlik
Width: 405mm

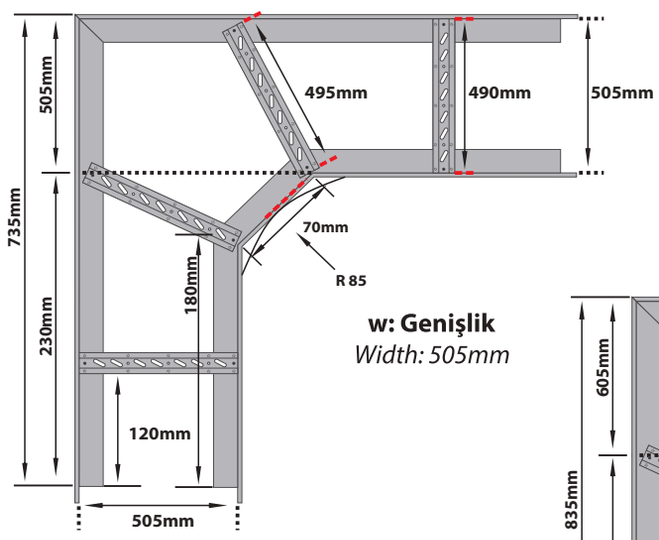

w: Genişlik
Width: 505mm

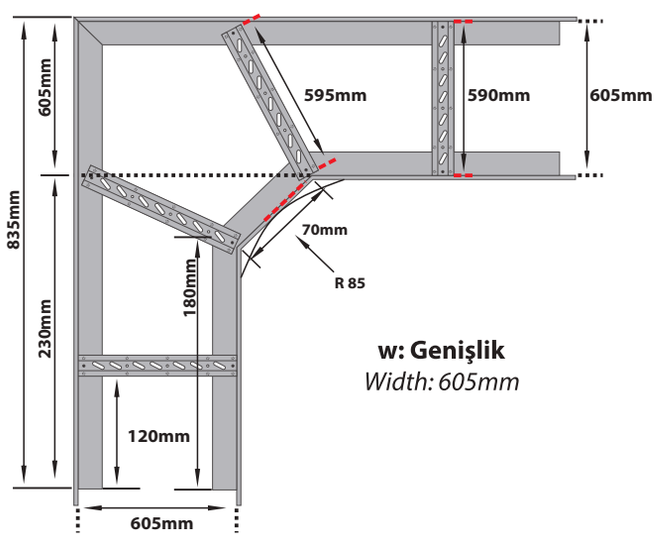

w: Genişlik
Width: 605mm

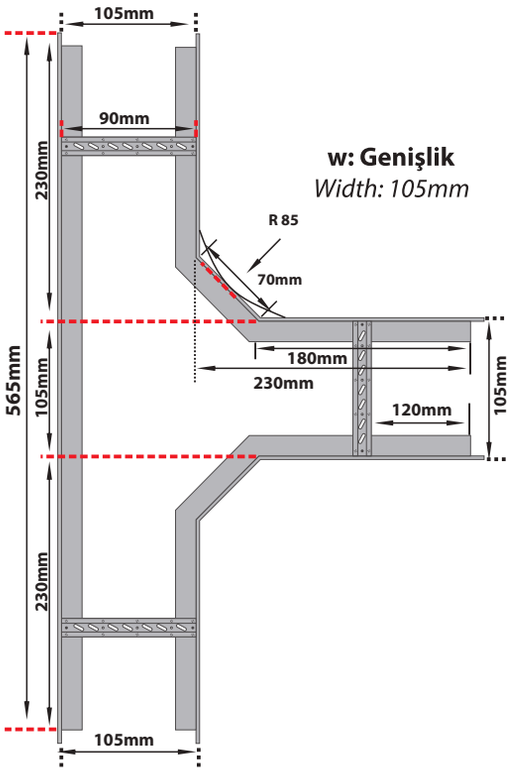
105mm
90mm
230mm
565mm
105mm
230mm
105mm
R 85
70mm
180mm
230mm
120mm
105mm
w: Genişlik
Width: 105mm

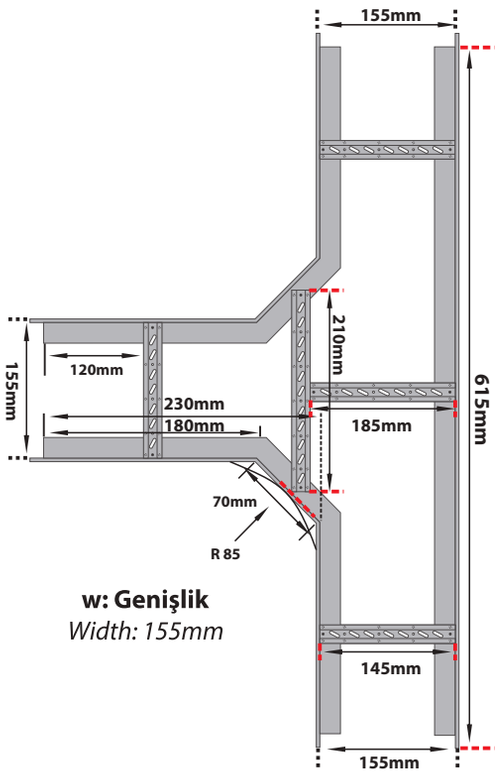
155mm
210mm
155mm
120mm
230mm
180mm
185mm
615mm
70mm
R 85
w: Genişlik
Width: 155mm
145mm
155mm

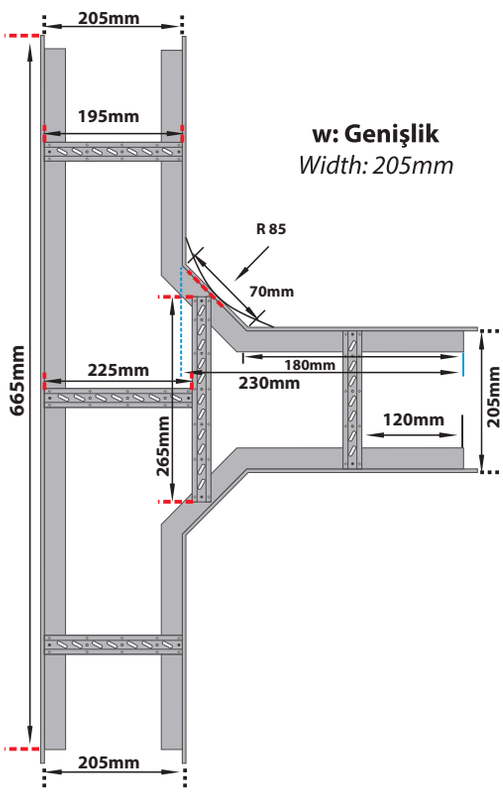
205mm
195mm
665mm
225mm
R 85
70mm
180mm
230mm
120mm
205mm
265mm
w: Genişlik
Width: 205mm
205mm

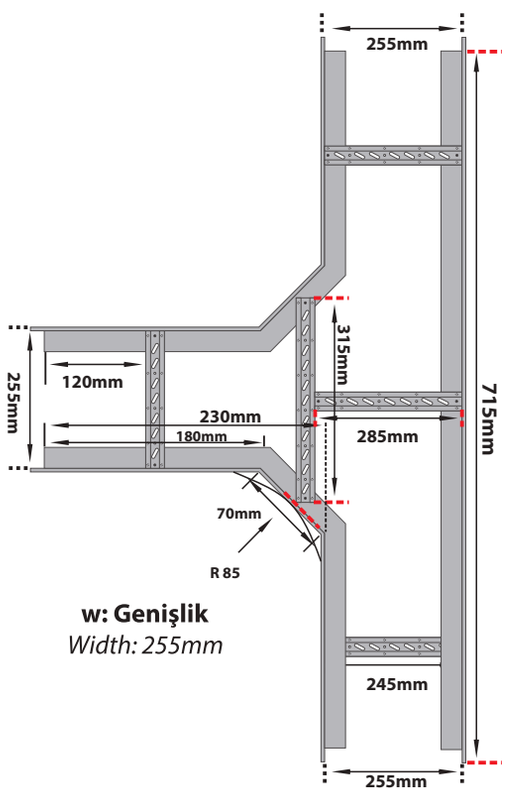
255mm
315mm
255mm
120mm
230mm
180mm
285mm
715mm
70mm
R 85
w: Genişlik
Width: 255mm
245mm
255mm

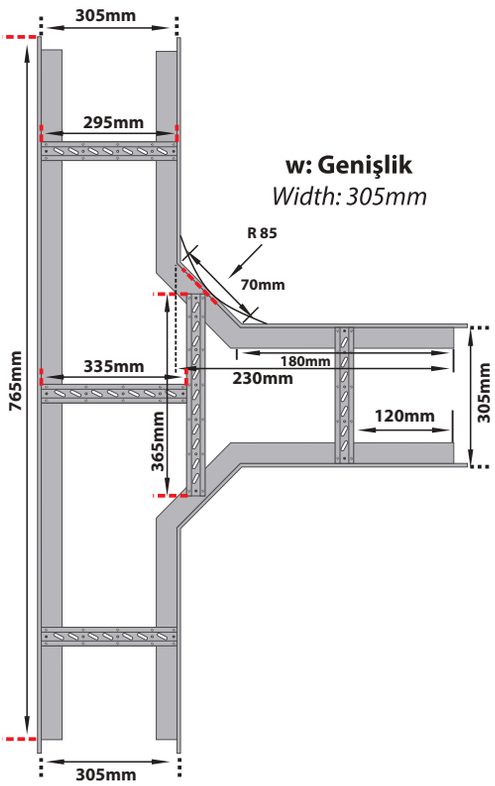
305mm
295mm
w: Genişlik
Width: 305mm
R 85
70mm
765mm
335mm
180mm
230mm
305mm
120mm
365mm
305mm

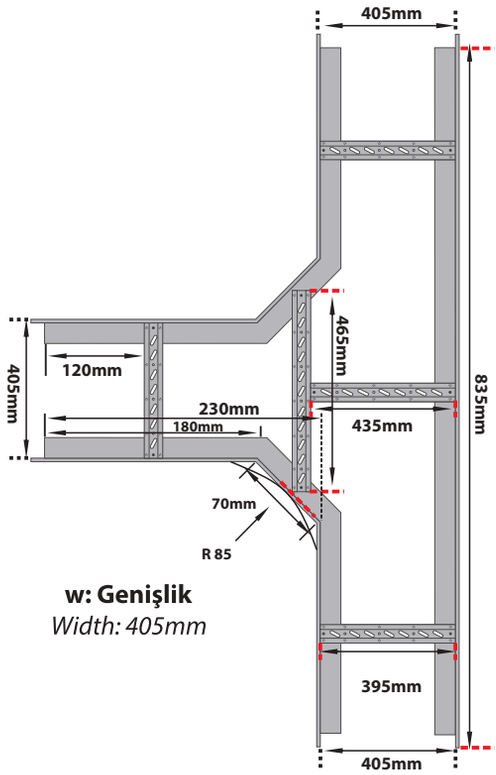
405mm
465mm
405mm
120mm
230mm
180mm
835mm
435mm
70mm
R 85
w: Genişlik
Width: 405mm
395mm
405mm

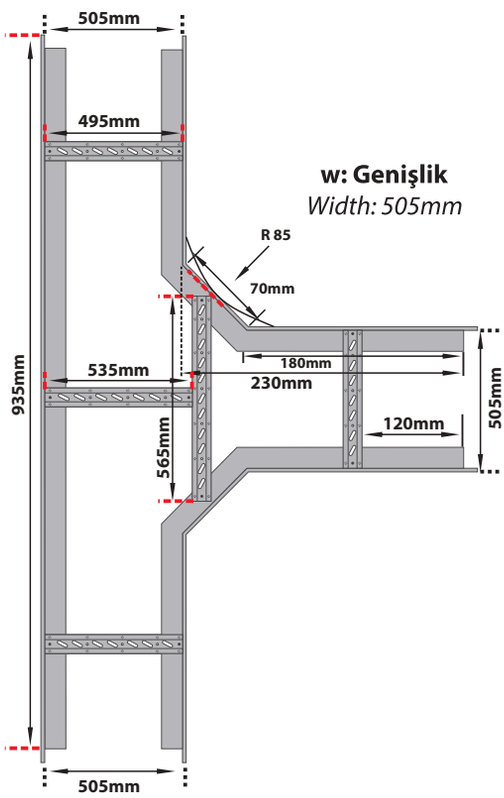
505mm
495mm
w: Genişlik
Width: 505mm
R 85
70mm
935mm
535mm
180mm
230mm
505mm
120mm
565mm
505mm

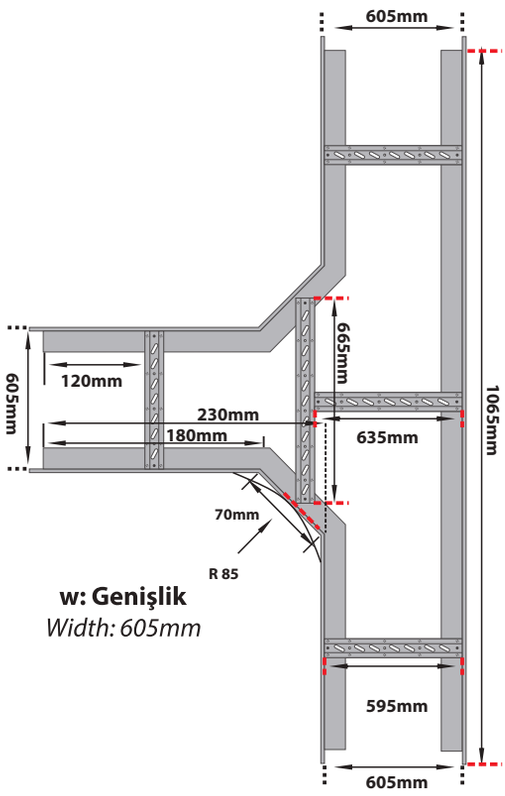
605mm
665mm
605mm
120mm
230mm
180mm
1065mm
635mm
70mm
R 85
w: Genişlik
Width: 605mm
595mm
605mm

Genişlik

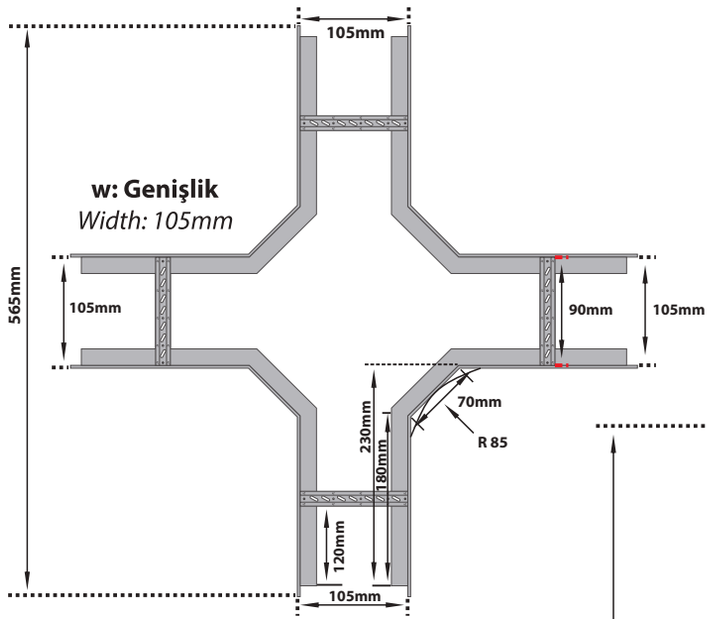

Genişlik

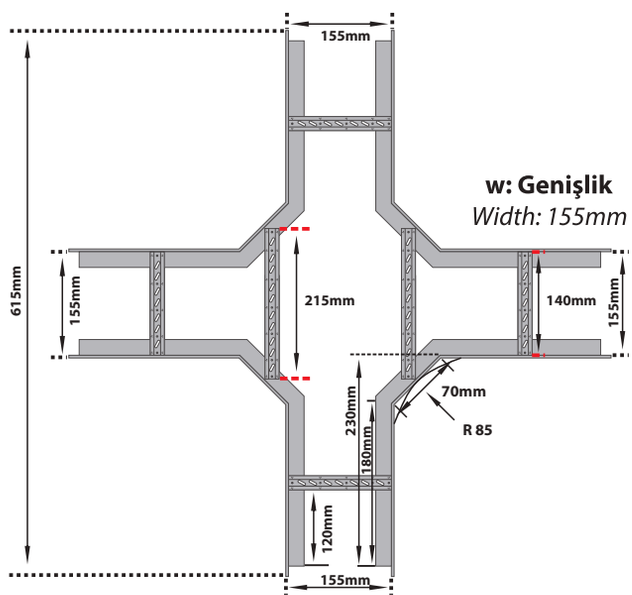

Genişlik

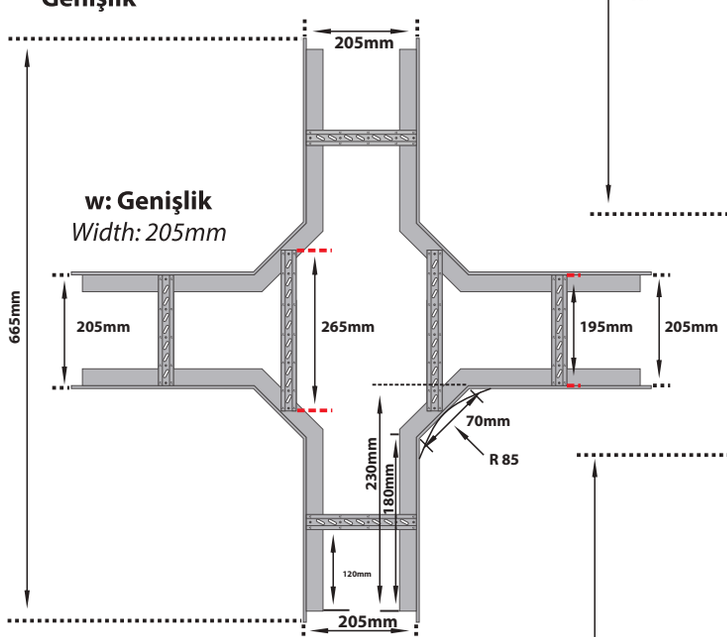

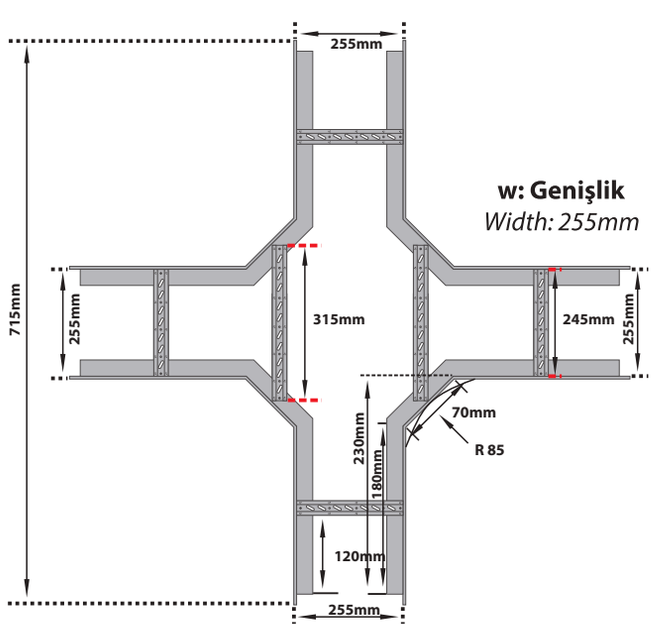

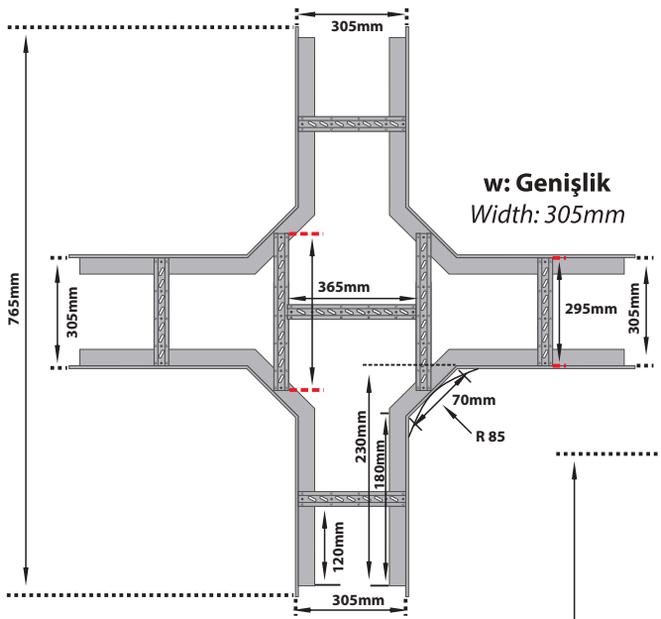

w: Genişlik
Width: 305mm

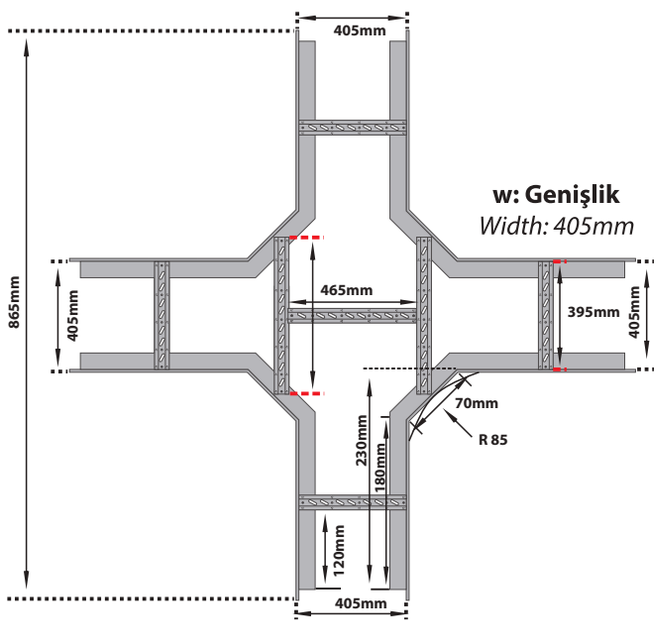

w: Genişlik
Width: 405mm

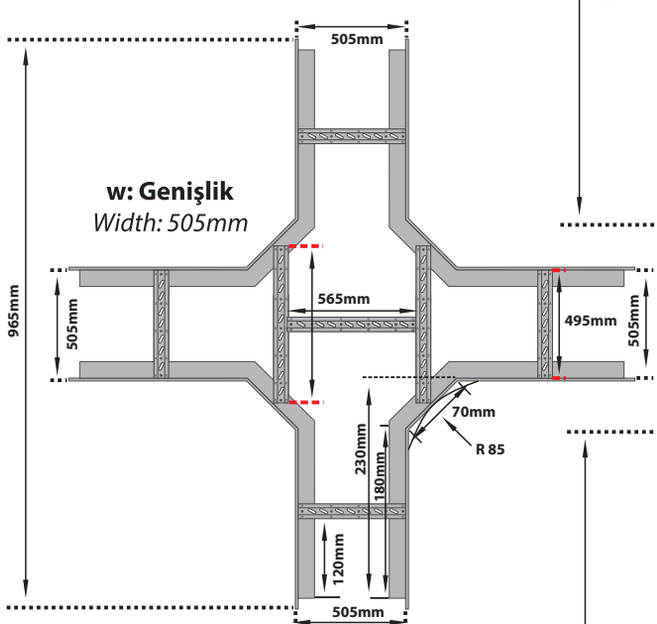

w: Genişlik
Width: 505mm

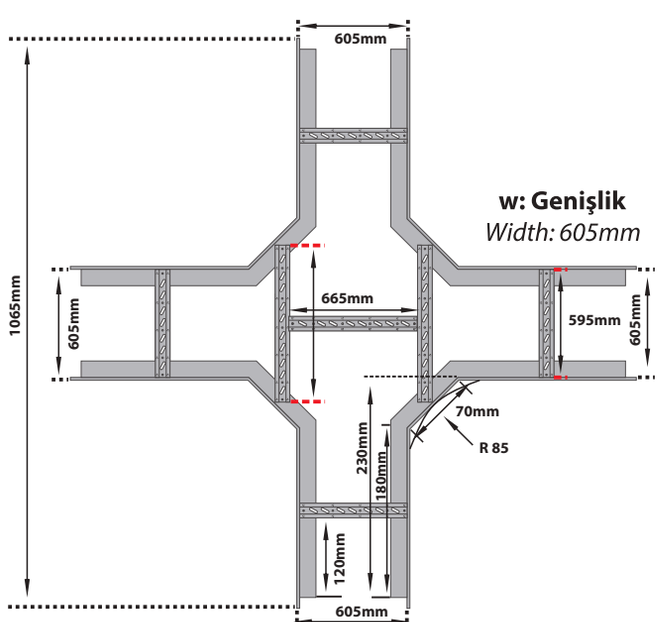

w: Genişlik
Width: 605mm

Beha

Kablo Kanal ve Merdiven Kapakları

Cable Tray and Ladder Covers

Beha

Kablo Kanal ve Merdiven Kapakları
Cable Tray and Ladder Covers

114 Kablo Kanalı-Merdiven Kapakları - Kapak Tutucular / *Cable Trays and Ladder Cover - Cover Clamps*

115 90^0- T ve Dörtlü Dönüş Elemanı Kapakları / *90^0Bend - Tee Branch - Crossing Covers*

116 135° ve İç-Dış Bükey / *135°Bends and Vertical Inside and Outside Bends*

117 90^0- T ve Dörtlü Dönüş Elemanı Kapakları RADÜS 300 / *90^0 Bend - Tee Branch - Crossing Covers RADIUS 300*

118 90^0- T ve Dörtlü Dönüş Elemanı Kapakları RADÜS 450 / *90^0 Bend - Tee Branch - Crossing Covers RADIUS 450*

119 90^0- T ve Dörtlü Dönüş Elemanı Kapakları RADÜS 600 / *90^0 Bend - Tee Branch - Crossing Covers RADIUS 600*

KANAL VE MERDİVEN KAPAKLARI
COVERS FOR TRAY AND LADDERS

Sipariş Kodu *(Order Code)*	w *(mm)*	h *(mm)*	t *(mm)*	Kg/Mt *(Kg/Mt)*
BHA-05K.10	54	12	1,00	0,581
BHA-07K.10	74	12	1,00	0,738
BHA-10K.10	104	12	1,00	0,973
BHA-12K.10	124	12	1,00	1,130
BHA-15K.10	154	12	1,00	1,366
BHA-20K.10	204	12	1,00	1,758
BHA-25K.10	254	12	1,00	2,151
BHA-30K.12	304	12	1,20	2,543
BHA-40K.12	404	12	1,20	3,994
BHA-50K.15	504	12	1,50	6,170
BHA-60K.15	604	12	1,50	7,348

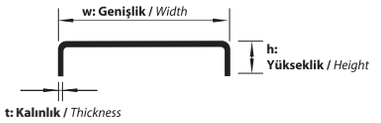



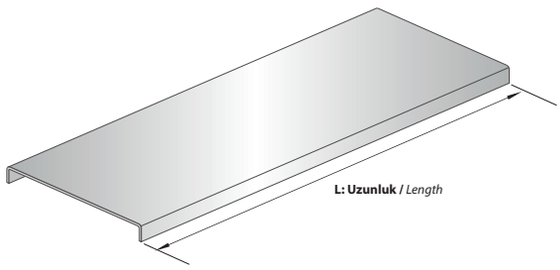

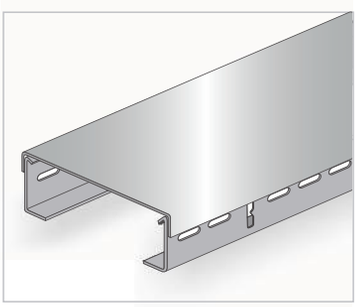

AÇIKLAMALAR / *INSTRUCTIONS :*

Not: Standart uzunluk 2500mm. İsteğe bağlı olarak uzunluklar değişebilir.

! Kablo kanal ve merdiven kapaklarında ölçü toleransı ± 3 mm.'dir.

! Belirtilen ağırlıklar kesim ağırlıklarıdır.

Note: *Standart length is 2500mm. On request the lengths can change.*

! *The dimension tolerance in Cable Tray and Ladder Covers are ± 3mm*

! *The indicated weights are the weights before fabrication.*

KAPAK KELEPÇELERİ
COVER CLAMP

Sipariş Kodu *(Order Code)*	w *(mm)*	h *(mm)*	t *(mm)*	Gram/Adet *(Gr./Pcs.)*
BHA-KT1	25	40	1,50	16,00
BHA-KT2	25	50	1,50	18,00
BHA-KT3	25	60	1,50	19,00
BHA-KT4	25	100	1,50	27,00
BHA-KT5	25	125	1,50	30,00
BHA-KT6	25	150	1,50	35,00

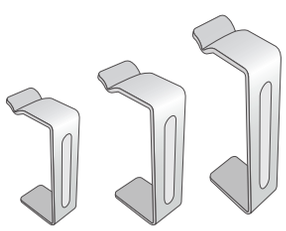

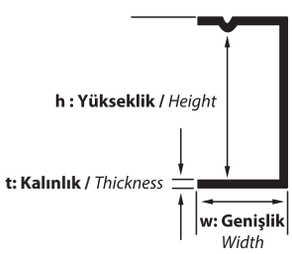

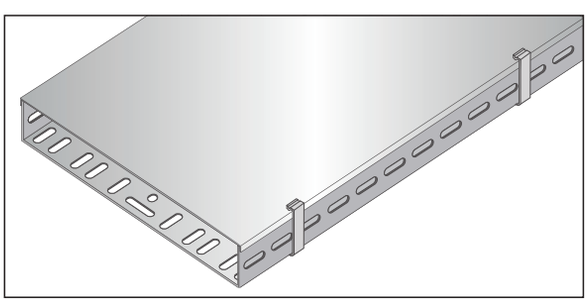

AÇIKLAMALAR / *INSTRUCTIONS :*

NOT: Ölçü toleransı ± 3 mm.'dir.

! Belirtilen ağırlıklar kesim ağırlıklarıdır.

NOTE: *The dimension tolerance in ± 3 mm*

! *The indicated weights are the weights before fabrication.*

90° DÖNÜŞ KAPAKLARI
COVER BENDS 90°

Sipariş Kodu *(Order Code)*	a, b *(mm)*	h *(mm)*	t *(mm)*	Kg/Adet *(Kg/Pcs.)*
BHA-YD105K	55	12	1,00	0,104
BHA-YD107K	75	12	1,00	0,144
BHA-YD110K	105	12	1,00	0,214
BHA-YD112K	125	12	1,00	0,269
BHA-YD115K	155	12	1,00	0,363
BHA-YD120K	205	12	1,00	0,552
BHA-YD125K	255	12	1,00	0,779
BHA-YD130K	305	12	1,50	1,569
BHA-YD140K	405	12	1,50	2,547
BHA-YD150K	505	12	1,50	3,759
BHA-YD160K	605	12	1,50	5,208

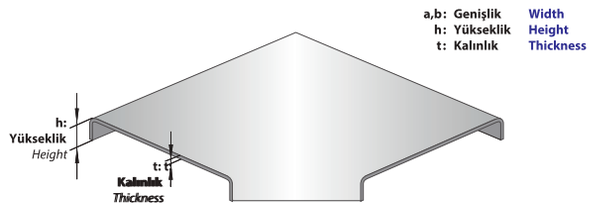

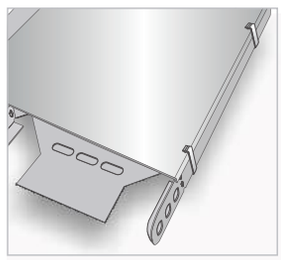

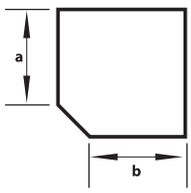

AÇIKLAMALAR / *INSTRUCTIONS :*

NOT: DÖNÜŞ MODÜLLERİNDEKİ ÖZEL UYGULAMALAR İÇİN ÖRNEK SİPARİŞ h:40mm a:100mm b:200mm "90° Yatay Dönüş"

NOTE: *The example order for special applications in bend modules. h:40mm. a:100mm b:200mm Bend 90°.*

T DÖNÜŞ KAPAKLARI
COVER TEE-BRANCHES

Sipariş Kodu *(Order Code)*	a, b, c *(mm)*	h *(mm)*	t *(mm)*	Kg/Adet *(Kg/Pcs.)*
BHA-TD205K	55	12	1,00	0,140
BHA-TD207K	75	12	1,00	0,186
BHA-TD210K	105	12	1,00	0,266
BHA-TD212K	125	12	1,00	0,327
BHA-TD215K	155	12	1,00	0,431
BHA-TD220K	205	12	1,00	0,635
BHA-TD225K	255	12	1,00	0,878
BHA-TD230K	305	12	1,50	1,741
BHA-TD240K	405	12	1,50	2,766
BHA-TD250K	505	12	1,50	4,025
BHA-TD260K	605	12	1,50	5,521



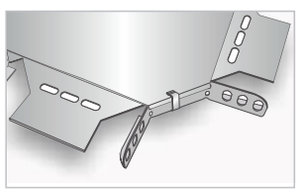

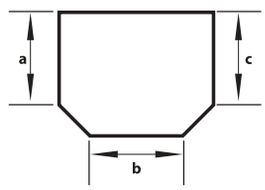

AÇIKLAMALAR / *INSTRUCTIONS :*

NOT: DÖNÜŞ MODÜLLERİNDEKİ ÖZEL UYGULAMALAR İÇİN ÖRNEK SİPARİŞ h:40mm a:300mm b:200mm c:300mm "T" DÖNÜŞ

NOTE: *The example order for special applications in bend modules. h:40mm. a:100mm b:200mm c:300mm "Tee branch".*

DÖRTLÜ DÖNÜŞ KAPAKLARI
COVER CROSSINGS

Sipariş Kodu *(Order Code)*	a, b, c, d *(mm)*	h *(mm)*	t *(mm)*	Kg/Adet *(Kg/Pcs.)*
BHA-DD305K	55	12	1,00	0,189
BHA-DD307K	75	12	1,00	0,241
BHA-DD310K	105	12	1,00	0,330
BHA-DD312K	125	12	1,00	0,398
BHA-DD315K	155	12	1,00	0,511
BHA-DD320K	205	12	1,00	0,731
BHA-DD325K	255	12	1,00	0,990
BHA-DD330K	305	12	1,50	1,932
BHA-DD340K	405	12	1,50	3,003
BHA-DD350K	505	12	1,50	4,310
BHA-DD360K	605	12	1,50	5,853



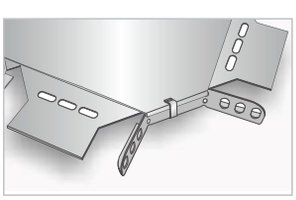

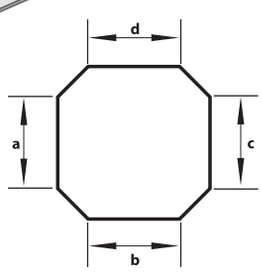

AÇIKLAMALAR / *INSTRUCTIONS :*

NOT: DÖNÜŞ MODÜLLERİNDEKİ ÖZEL UYGULAMALAR İÇİN ÖRNEK SİPARİŞ h:40mm a:300mm b:200mm c:300mm d:200mm "Dörtlü" DÖNÜŞ

NOTE: *The example order for special applications in bend modules. h:40mm. a:100mm b:200mm c:300mm d:200mm "crossing"*

AÇIKLAMALAR / *INSTRUCTIONS :* **Ekstra** / *Extra*

Belirtilen ağırlıklar kesim ağırlıklarıdır.

The indicated weights are the weights before fabrication.

Sipariş Kodu (Order Code)	a (mm)	b (mm)	c (mm)	h (mm)	t (mm)	Kg/Adet (Kg/Pcs.)
BHA-YD105/135K	55	115	105	12	1,00	0,156
BHA-YD107/135K	75	135	115	12	1,00	0,216
BHA-YD110/135K	105	165	130	12	1,00	0,321
BHA-YD112/135K	125	185	140	12	1,00	0,403
BHA-YD115/135K	155	215	155	12	1,00	0,544
BHA-YD120/135K	205	265	180	12	1,00	0,828
BHA-YD125/135K	255	315	205	12	1,00	1,168
BHA-YD130/135K	305	365	230	12	1,50	2,353
BHA-YD140/135K	405	465	285	12	1,50	3,820
BHA-YD150/135K	505	565	335	12	1,50	5,638
BHA-YD160/135K	605	665	385	12	1,50	7,812

135° DÖNÜŞ ELEMANI KAPAĞI
135° BENDS COVERS

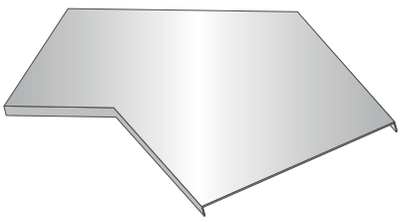

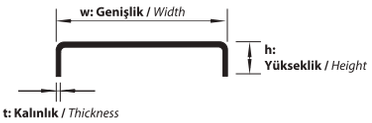

a : Genişlik — Width
b : Dış Kenar — Periphery
c : İç Kenar — Inner Edge
h : Yükseklik — Height
t : Kalınlık — Thickness

AÇIKLAMALAR / *INSTRUCTIONS* :

NOT: Metrik 8 cıvata ve somun kullanımına uygundur. Belirtilen ağırlıklar kesim ağırlıklarıdır.

NOTE: *M8 bolt and Nut usage. The indicated weights are the weights before fabrication.*

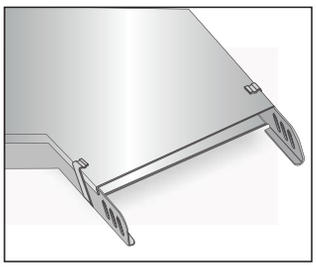

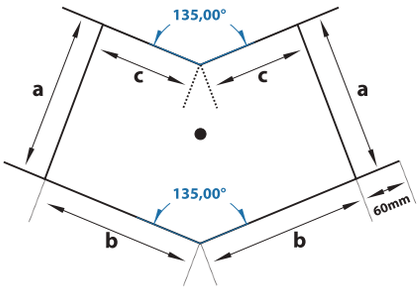

Sipariş Kodu (Order Code)	w (mm)	h (mm)	t (mm)	Kg/Adet (Kg/Pcs.)
BHA-B505K	54	12	1,00	0,489
BHA-B507K	74	12	1,00	0,619
BHA-B510K	104	12	1,00	0,815
BHA-B512K	124	12	1,00	0,944
BHA-B515K	154	12	1,20	1,360
BHA-B520K	204	12	1,20	1,759
BHA-B525K	254	12	1,20	2,143
BHA-B530K	304	12	1,50	3,176
BHA-B540K	404	12	2,00	4,984
BHA-B550K	504	12	2,00	6,157
BHA-B560K	604	12	2,00	7,329

İÇ VE DIŞ BÜKEY ELEMANLAR
VERTICAL INSIDE AND OUTSIDE BENDS

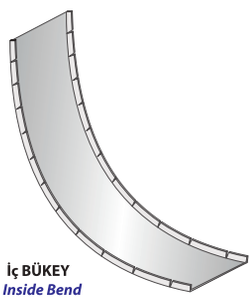

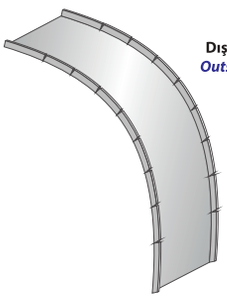

L: Uzunluk — Length

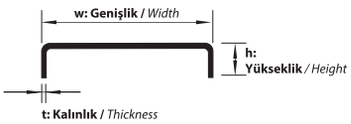

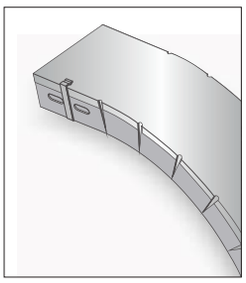

AÇIKLAMALAR / *INSTRUCTIONS* :

NOT: Ölçü toleransı ± 3 mm.'dir.

! Belirtilen ağırlıklar kesim ağırlıklarıdır.

NOTE: *The dimension tolerance in ± 3 mm*

! *The indicated weights are the weights before fabrication.*

RADUS 300 — 90° DÖNÜŞ ELEMANI KAPAĞI *90° BEND COVER*

Sipariş Kodu *(Order Code)*	a, b *(mm)*	h *(mm)*	t *(mm)*	Kg/Adet *(Kg/Pcs.)*
BHA-YD105K/300	55	12	1,50	0,375
BHA-YD107K/300	75	12	1,50	0,435
BHA-YD110K/300	105	12	1,50	0,525
BHA-YD112K/300	125	12	1,50	0,645
BHA-YD115K/300	155	12	1,50	0,825
BHA-YD120K/300	205	12	1,50	1,125
BHA-YD125K/300	255	12	1,50	1,425
BHA-YD130K/300	305	12	2,00	2,250
BHA-YD140K/300	405	12	2,00	3,720
BHA-YD150K/300	505	12	2,00	5,160
BHA-YD160K/300	605	12	2,00	6,900

AÇIKLAMALAR / *INSTRUCTIONS :*

NOT: DÖNÜŞ MODÜLLERİNDEKİ ÖZEL UYGULAMALAR İÇİN ÖRNEK SİPARİŞ h:40mm a:100mm b:200mm "90° Yatay Dönüş"

NOTE: *The example order for special applications in bend modules. h:40mm. a:100mm b:200mm Bend 90°.*

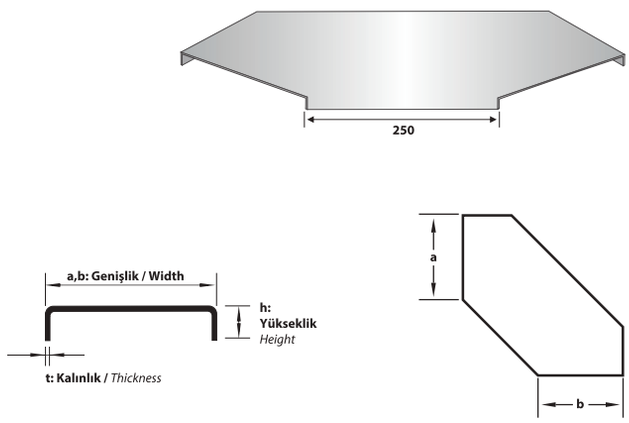

RADUS 300 — T DÖNÜŞ ELEMANI KAPAĞI *TEE BRANCH COVER*

Sipariş Kodu *(Order Code)*	a, b, c *(mm)*	h *(mm)*	t *(mm)*	Kg/Adet *(Kg/Pcs.)*
BHATD205K/300	55	12	1,50	0,975
BHATD207K/300	75	12	1,50	1,185
BHATD210K/300	105	12	1,50	1,500
BHATD212K/300	125	12	1,50	1,740
BHATD215K/300	155	12	1,50	2,100
BHATD220K/300	205	12	1,50	2,700
BHATD225K/300	255	12	1,50	3,300
BHATD230K/300	305	12	2,00	5,040
BHATD240K/300	405	12	2,00	7,380
BHATD250K/300	505	12	2,00	9,720
BHATD260K/300	605	12	2,00	12,540

AÇIKLAMALAR / *INSTRUCTIONS :*

NOT: DÖNÜŞ MODÜLLERİNDEKİ ÖZEL UYGULAMALAR İÇİN ÖRNEK SİPARİŞ h:40mm a:300mm b:200mm c:300mm "T" DÖNÜŞ

NOTE: *The example order for special applications in bend modules. h:40mm. a:100mm b:200mm c:300mm "Tee branch".*

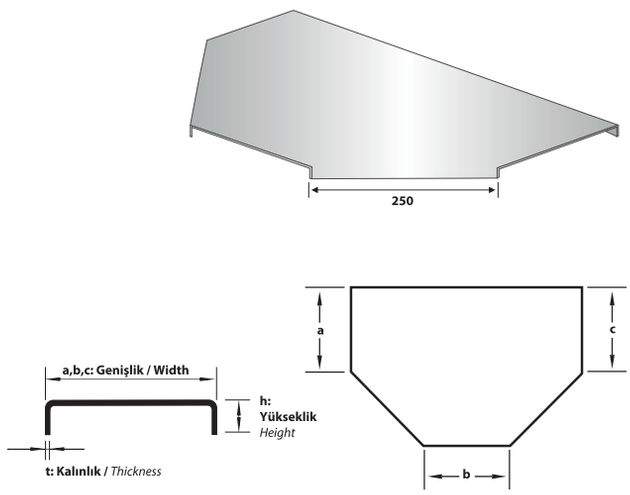

RADUS 300 — DÖRTLÜ DÖNÜŞ ELEMANI KAPAĞI *CROSSING COVER*

Sipariş Kodu *(Order Code)*	a, b, c, d *(mm)*	h *(mm)*	t *(mm)*	Kg/Adet *(Kg/Pcs.)*
BHA-DD305K/300	55	12	1,50	1,500
BHA-DD307K/300	75	12	1,50	1,740
BHA-DD310K/300	105	12	1,50	2,100
BHA-DD312K/300	125	12	1,50	2,370
BHA-DD315K/300	155	12	1,50	2,775
BHA-DD320K/300	205	12	1,50	3,450
BHA-DD325K/300	255	12	1,50	4,125
BHA-DD330K/300	305	12	2,00	6,480
BHA-DD340K/300	405	12	2,00	9,000
BHA-DD350K/300	505	12	2,00	11,520
BHA-DD360K/300	605	12	2,00	14,520

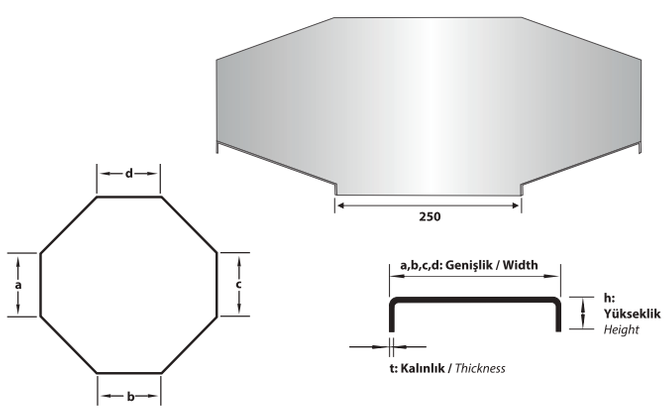

AÇIKLAMALAR / *INSTRUCTIONS :*

NOT: DÖNÜŞ MODÜLLERİNDEKİ ÖZEL UYGULAMALAR İÇİN ÖRNEK SİPARİŞ h:40mm a:300mm b:200mm c:300mm d:200mm "Dörtlü" DÖNÜŞ

NOTE: *The example order for special applications in bend modules. h:40mm. a:100mm b:200mm c:300mm d:200mm "crossing "*

AÇIKLAMALAR / *INSTRUCTIONS :*

! Ölçü toleransı ± 3 mm.'dir.

! Belirtilen ağırlıklar kesim ağırlıklarıdır.

Note: The dimension tolerance is ± 3 mm

! *The indicated weights are the weights before fabrication.*

Sipariş Kodu (Order Code)	a, b (mm)	h (mm)	t (mm)	Kg/Adet (Kg/Pcs.)
BHA-YD105K/450	55	12	1,50	0,525
BHA-YD107K/450	75	12	1,50	0,585
BHA-YD110K/450	105	12	1,50	0,675
BHA-YD112K/450	125	12	1,50	0,825
BHA-YD115K/450	155	12	1,50	1,050
BHA-YD120K/450	205	12	1,50	1,425
BHA-YD125K/450	255	12	1,50	2,108
BHA-YD130K/450	305	12	2,00	2,790
BHA-YD140K/450	405	12	2,00	4,440
BHA-YD150K/450	505	12	2,00	6,060
BHA-YD160K/450	605	12	2,00	7,980

AÇIKLAMALAR / *INSTRUCTIONS :*

NOT: DÖNÜŞ MODÜLLERİNDEKİ ÖZEL UYGULAMALAR İÇİN ÖRNEK SİPARİŞ h:40mm a:100mm b:200mm "90° Yatay Dönüş"

NOTE: *The example order for special applications in bend modules. h:40mm. a:100mm b:200mm Bend 90°.*

RADUS 450 — 90° DÖNÜŞ ELEMANI KAPAĞI / *90° BEND COVER*

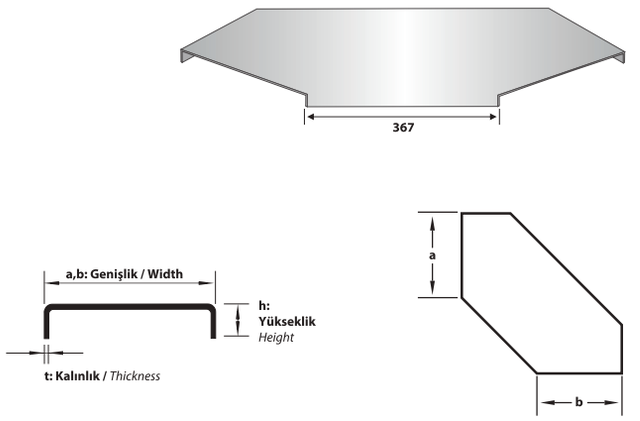

Sipariş Kodu (Order Code)	a, b, c (mm)	h (mm)	t (mm)	Kg/Adet (Kg/Pcs.)
BHA-TD205K/450	55	12	1,50	1,650
BHA-TD207K/450	75	12	1,50	1,890
BHA-TD210K/450	105	12	1,50	2,250
BHA-TD212K/450	125	12	1,50	2,580
BHA-TD215K/450	155	12	1,50	3,075
BHA-TD220K/450	205	12	1,50	3,900
BHA-TD225K/450	255	12	1,50	4,725
BHA-TD230K/450	305	12	2,00	6,930
BHA-TD240K/450	405	12	2,00	9,480
BHA-TD250K/450	505	12	2,00	12,480
BHA-TD260K/450	605	12	2,00	15,780

AÇIKLAMALAR / *INSTRUCTIONS :*

NOT: DÖNÜŞ MODÜLLERİNDEKİ ÖZEL UYGULAMALAR İÇİN ÖRNEK SİPARİŞ h:40mm a:300mm b:200mm c:300mm "T" DÖNÜŞ

NOTE: *The example order for special applications in bend modules. h:40mm. a:100mm b:200mm c:300mm "Tee branch".*

RADUS 450 — T DÖNÜŞ ELEMANI KAPAĞI / *TEE BRANCH COVER*

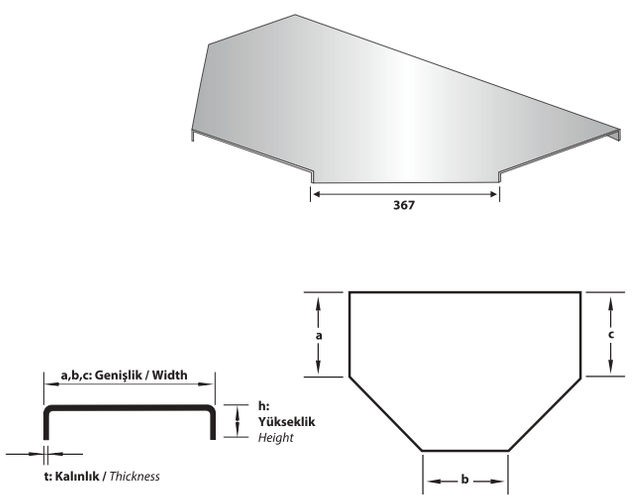

Sipariş Kodu (Order Code)	a, b, c, d (mm)	h (mm)	t (mm)	Kg/Adet (Kg/Pcs.)
BHA-DD305K/450	55	12	1,50	2,700
BHA-DD307K/450	75	12	1,50	3,030
BHA-DD310K/450	105	12	1,50	3,525
BHA-DD312K/450	125	12	1,50	3,930
BHA-DD315K/450	155	12	1,50	4,538
BHA-DD320K/450	205	12	1,50	5,550
BHA-DD325K/450	255	12	1,50	6,563
BHA-DD330K/450	305	12	2,00	9,180
BHA-DD340K/450	405	12	2,00	12,120
BHA-DD350K/450	505	12	2,00	15,360
BHA-DD360K/450	605	12	2,00	18,960

RADUS 450 — DÖRTLÜ DÖNÜŞ ELEMANI KAPAĞI / *CROSSING COVER*

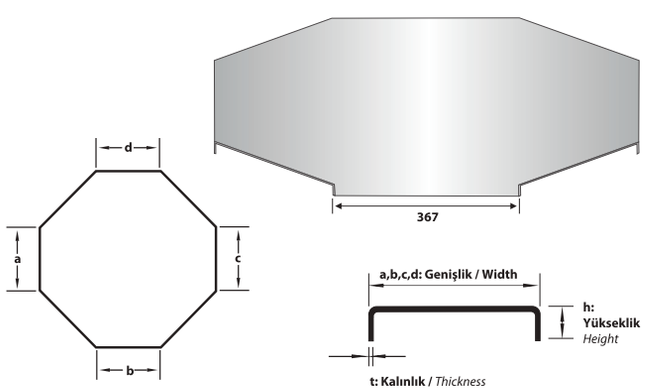

AÇIKLAMALAR / *INSTRUCTIONS :*

NOT: DÖNÜŞ MODÜLLERİNDEKİ ÖZEL UYGULAMALAR İÇİN ÖRNEK SİPARİŞ h:40mm a:300mm b:200mm c:300mm d:200mm "Dörtlü" DÖNÜŞ

NOTE: *The example order for special applications in bend modules. h:40mm. a:100mm b:200mm c:300mm d:200mm "crossing "*

AÇIKLAMALAR / *INSTRUCTIONS :*

! Ölçü toleransı ± 3 mm.'dir.

! Belirtilen ağırlıklar kesim ağırlıklarıdır.

Note: *The dimension tolerance is ± 3 mm*

! *The indicated weights are the weights before fabrication.*

Sipariş Kodu *(Order Code)*	a, b *(mm)*	h *(mm)*	t *(mm)*	Kg/Adet *(Kg/Pcs.)*
BHA-YD105K/600	55	12	1,50	0,675
BHA-YD107K/600	75	12	1,50	0,735
BHA-YD110K/600	105	12	1,50	0,825
BHA-YD112K/600	125	12	1,50	1,005
BHA-YD115K/600	155	12	1,50	1,275
BHA-YD120K/600	205	12	1,50	1,725
BHA-YD125K/600	255	12	1,50	2,528
BHA-YD130K/600	305	12	2,00	3,330
BHA-YD140K/600	405	12	2,00	5,040
BHA-YD150K/600	505	12	2,00	6,960
BHA-YD160K/600	605	12	2,00	9,120

AÇIKLAMALAR / *INSTRUCTIONS :*

NOT: DÖNÜŞ MODÜLLERİNDEKİ ÖZEL UYGULAMALAR İÇİN ÖRNEK SİPARİŞ h:40mm a:100mm b:200mm "90° Yatay Dönüş"

NOTE: *The example order for special applications in bend modules. h:40mm. a:100mm b:200mm Bend 90°.*

RADUS 600 — 90° DÖNÜŞ ELEMANI KAPAĞI *90° BEND COVER*

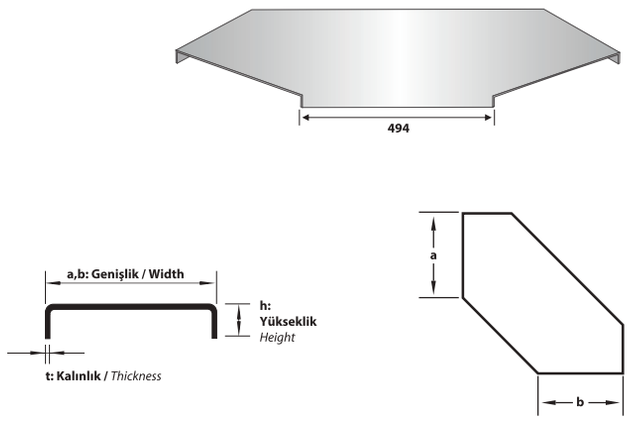

Sipariş Kodu *(Order Code)*	a, b, c *(mm)*	h *(mm)*	t *(mm)*	Kg/Adet *(Kg/Pcs.)*
BHA-TD205K/600	55	12	1,50	1,950
BHA-TD207K/600	75	12	1,50	2,190
BHA-TD210K/600	105	12	1,50	2,550
BHA-TD212K/600	125	12	1,50	2,970
BHA-TD215K/600	155	12	1,50	3,600
BHA-TD220K/600	205	12	1,50	4,650
BHA-TD225K/600	255	12	1,50	5,700
BHA-TD230K/600	305	12	2,00	9,180
BHA-TD240K/600	405	12	2,00	12,300
BHA-TD250K/600	505	12	2,00	15,600
BHA-TD260K/600	605	12	2,00	19,380

AÇIKLAMALAR / *INSTRUCTIONS :*

NOT: DÖNÜŞ MODÜLLERİNDEKİ ÖZEL UYGULAMALAR İÇİN ÖRNEK SİPARİŞ h:40mm a:300mm b:200mm c:300mm "T" DÖNÜŞ

NOTE: *The example order for special applications in bend modules. h:40mm. a:100mm b:200mm c:300mm "Tee branch".*

RADUS 600 — T DÖNÜŞ ELEMANI KAPAĞI *TEE BRANCH COVER*

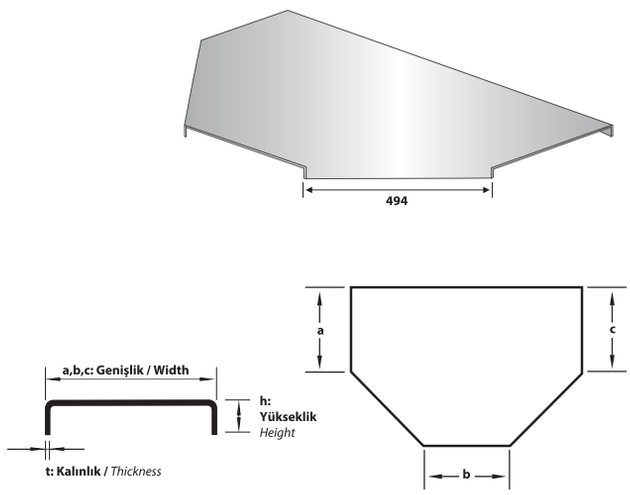

Sipariş Kodu *(Order Code)*	a, b, c, d *(mm)*	h *(mm)*	t *(mm)*	Kg/Adet *(Kg/Pcs.)*
BHA-DD305K/600	55	12	1,50	3,600
BHA-DD307K/600	75	12	1,50	4,320
BHA-DD310K/600	105	12	1,50	5,400
BHA-DD312K/600	125	12	1,50	5,940
BHA-DD315K/600	155	12	1,50	6,750
BHA-DD320K/600	205	12	1,50	8,100
BHA-DD325K/600	255	12	1,50	9,450
BHA-DD330K/600	305	12	2,00	12,870
BHA-DD340K/600	405	12	2,00	16,260
BHA-DD350K/600	505	12	2,00	20,040
BHA-DD360K/600	605	12	2,00	24,000

RADUS 600 — DÖRTLÜ DÖNÜŞ ELEMANI KAPAĞI *CROSSING COVER*

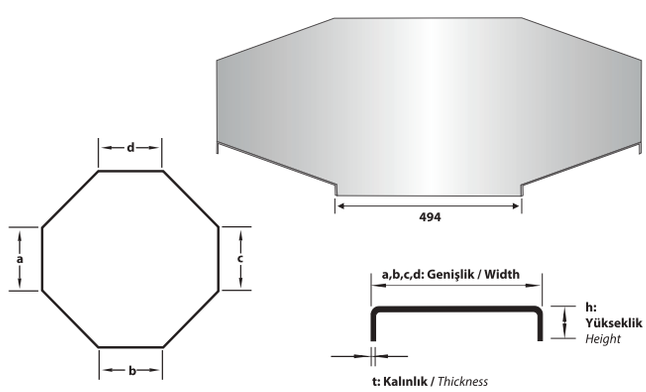

AÇIKLAMALAR / *INSTRUCTIONS :*

NOT: DÖNÜŞ MODÜLLERİNDEKİ ÖZEL UYGULAMALAR İÇİN ÖRNEK SİPARİŞ h:40mm a:300mm b:200mm c:300mm d:200mm "Dörtlü" DÖNÜŞ

NOTE: *The example order for special applications in bend modules. h:40mm. a:100mm b:200mm c:300mm d:200mm "crossing "*

AÇIKLAMALAR / *INSTRUCTIONS :*

! Ölçü toleransı ± 3 mm.'dir.

! Belirtilen ağırlıklar kesim ağırlıklarıdır.

Note: *The dimension tolerance is ± 3 mm*

! *The indicated weights are the weights before fabrication.*

Beha

Askılar ve Destekler

Hangers and Supports

Beha

Askılar ve Destekler
Hangers and Supports

122 Kaynaksız Duvar Konsolları / Wall Brackets Unwelded
123 Kaynaksız U ve Z Profil Duvar Konsolları / Unwelded U and Z Profiles Wall Brackets
124 Kaynaklı Duvar Konsolları / Welded Wall Brackets
125 U ve Z Profil Tavan Tespit Elemanı - U Profil - Z Profil / Head Plate for U and Z Profiles- U Profiles- Z Profiles
126 U Profil Tavan Tespit Elemanları- U Profil Tavan Desteği - Çiftli U Profil Tavan Desteği
Head Plates For U Profiles - U Ceiling Brackets - Double U Ceiling Brackets
127 U Profil Konsolları - L Tavan Desteği - L Kanal Taşıyıcı - L Destekler
U Profile Brackets - L Hade Plate - Tray Hanging Supports - L Supports
128 U Profiller - Z Profiller / U Profiles - Z Profiles
129 U Profiller - Z Profiller - L Profiller / U Profiles - Z Profiles - L Profiles
130 U Tipi Tijli Taşıyıcı - Tijli Tavan Montaj Elemanları / U Type Carriers Light And Heavy Type - Ceiling Brackets
131 Tijli Taşıyıcı - Lastikli Boru Kelepçesi / Tray Carriers With Threadded Rods - Pipe Clamps With Rubber
132 Omega Yer ve Duvar Tespit Elemanı / Wall And Floor Fixing Brackets
133 U Profil Zemin Desteği - U Profil Sabitleme Elemanı - Merdiveni Konsola Ve Duvara Tespit Elemanı
U Profil Floor Supports - U Profil Fixing Supports - Fixing Unit For The Ladder To Bracket And Wall
134 W Askı Elemanı / W Hanging Supports
135 W Tavan Askı Elemanı - W Profil / W Ceiling Hanging Unit - W Profiles
136 I Demir (NPI) - I Demir Tavan Desteği / I Bracket - I Bracket Head Plate
137 I Demir Bileştirme Elemanı - I Demir Bağlantı Elemanları / I Bracket Connection Unit- I Bracket Connection Unit
138 I Demir Tavan Bağlantı Elemanları - I Demir Duvar Konsolları / I Bracket Ceiling Head Plate - I Bracket
139 T Demir (NPI) - T Demir Tavan Desteği / T Bracket - T Bracket Head Plate
140 U Demir (NPU) - U Demir Tavan Desteği / U Bracket - U Bracket Head Plate
141 NPI Merdiven / NPI Ladders
142 C Profil Tavan Desteği - C Profil Konsolları / C Profil Head Plate - C Clamping Bracket
143 C Profiller / C Profiles
144 Kaynaksız Konsol Tipi C Profil / Cantilever Arm Non-Perforated
145 Kaynaklı Konsol Tipi C Profil / Cantilever Arm Perforated
146 C Profil Bağlantı Elemanları / C Profile Fixing Accessories
147 C Profil Bağlantı Elemanları / C Profile Fixing Accessories
148 C Profil Bağlantı Elemanları / C Profile Fixing Accessories
149 C Profil Bağlantı Elemanları / C Profile Fixing Accessories
150 C Profil Bağlantı Elemanları / C Profile Fixing Accessories
151 C Profil Bağlantı Elemanları / C Profile Fixing Accessories
152 C Profil Bağlantı Elemanları / C Profile Fixing Accessories
153 C Profil Bağlantı Elemanları / C Profile Fixing Accessories
154 C Profil Bağlantı Elemanları / C Profile Fixing Accessories
155 C Profil Bağlantı Elemanları - Kablo Çıkış Elemanları / C Profile Fixing Accessories Cable Drop Out Unit
156 Somun - Flanşlı Somun - Bombe Başlı Cıvata - Altı Köşe Başlı Cıvata / Nut - Flanged Nut - Round Head Bolt - Hexagone Bolt
157 Düz Pul - Yaylı Pul - Tırtıllı Pul / Plain Washer - Spring Washer - Lock Washer
158 Sac Gömlekli Dübel - S Tipi (kırmızı Tapalı) Dübel - Boru Gömlekli Dübel - Çakma (kovan) Tipi Dübel /
Sleeve Anchor - Drop In Anchor (S Type) - Fix Bolt Anchor - Drop In Anchor
159 Kopilya - Askı Tiji - Montaj Somunları - Uzatma Somunları - Askı Mengene / Splint Pin

Sipariş Kodu *(Order Code)*	w *(mm)*	h *(mm)*	t *(mm)*	L *(mm)*	Kg/Adet *(Kg/Pcs.)*
BHA-DKH707	40	70	1,20	70	0,144
BHA-DKH710	40	70	1,20	100	0,168
BHA-DKH712	40	70	1,20	120	0,191
BHA-DKH715	40	70	1,20	150	0,206
BHA-DKH720	40	70	1,20	200	0,245
BHA-DKH725	40	70	1,20	250	0,284

KAYNAKSIZ DUVAR KONSOLLARI
WALL BRACKET UNWELDED

w : Genişlik — Width
h : Yükseklik — Height
t : Kalınlık — Thickness
L : Uzunluk — Length



AÇIKLAMALAR / *INSTRUCTIONS :*

Not: Kaynaksız duvar konsollarında ölçü toleransı ± 3 mm.'dir.

! Belirtilen ağırlıklar kesim ağırlıklarıdır.

! Tüm kablo merdivenleri, Metrik 8 cıvata ve somun kullanımına uygundur.

Note: *The dimension tolerance in unwelded wall bracket is ± 3 mm*

! *The indicated weights are the weights before fabrication.*

! *All the brackets are convenient for M8 bolt, nut and steel anchor usage.*

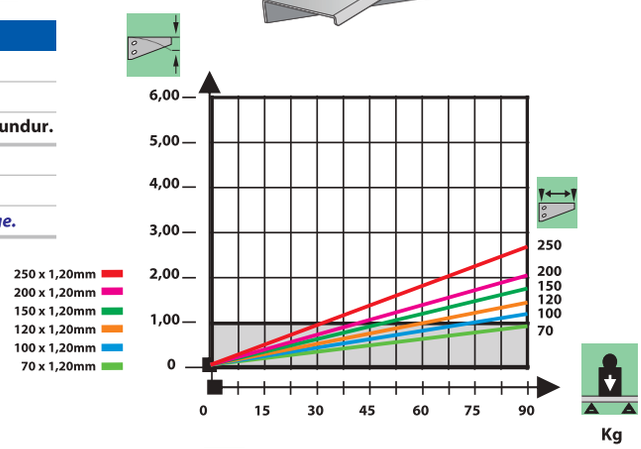

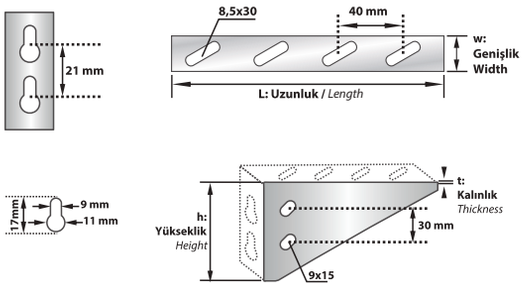

Kilogram Olarak Müsade Edilen Kablo Kanalı ve Kablo Merdiveni Yükü
Cable Tray / Cable Ladder Load in Kg

Taşıyıcı Konsolda Yüklemeye Bağlı Oluşabilecek Esneme Payı
The Bending Percentage Of The Trays Carried By Supporters

'm' Destek Uzunluğu
'm' Supports Lenght

Sipariş Kodu *(Order Code)*	w *(mm)*	h *(mm)*	t *(mm)*	L *(mm)*	Kg/Adet *(Kg/Pcs.)*
BHA-DKH730	40	120	2,00	300	0,631
BHA-DKH740	40	120	2,00	400	0,783
BHA-DKH750	40	120	2,00	500	0,935
BHA-DKH760	40	120	2,00	600	1,087

KAYNAKSIZ DUVAR KONSOLLARI
WALL BRACKET UNWELDED

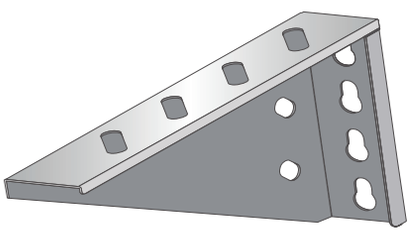

AÇIKLAMALAR / *INSTRUCTIONS :*

Not: Kaynaksız duvar konsollarında ölçü toleransı ± 3 mm.'dir.

! Belirtilen ağırlıklar kesim ağırlıklarıdır.

! Tüm kablo merdivenleri, Metrik 8 cıvata ve somun kullanımına uygundur.

Note: *The dimension tolerance in unwelded wall bracket is ± 3 mm*

! *The indicated weights are the weights before fabrication.*

! *All the brackets are convenient for M8 bolt, nut and steel anchor usage.*

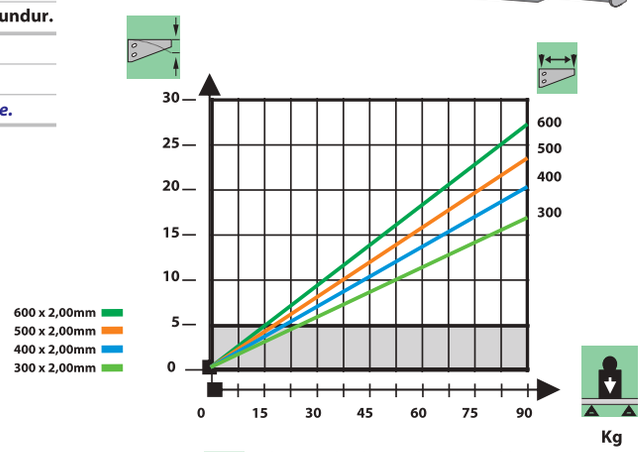

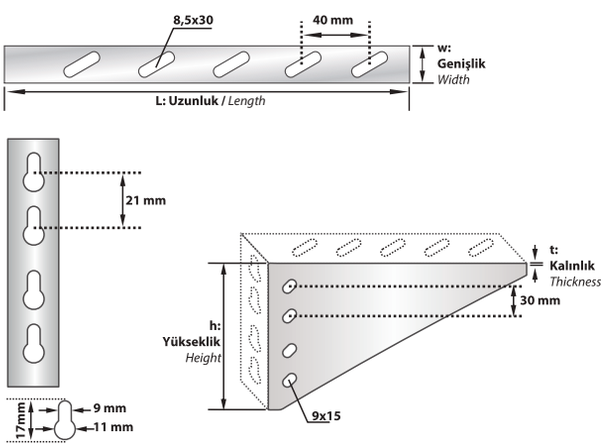

Kilogram Olarak Müsade Edilen Kablo Kanalı ve Kablo Merdiveni Yükü *Cable Tray / Cable Ladder Load in Kg*

Taşıyıcı Konsolda Yüklemeye Bağlı Oluşabilecek Esneme Payı
The Bending Percentage Of The Trays Carried By Supporters

'm' Destek Uzunluğu
'm' Supports Lenght

KAYNAKSIZ DUVAR KONSOLLARI
WALL BRACKET UNWELDED

Sipariş Kodu *(Order Code)*	w *(mm)*	h *(mm)*	t *(mm)*	L *(mm)*	Kg/Adet *(Kg/Pcs.)*
BHA-DKH707S	40	70	1,20	100	0,190
BHA-DKH710S	40	70	1,20	130	0,214
BHA-DKH712S	40	70	1,20	150	0,229
BHA-DKH715S	40	70	1,20	180	0,253
BHA-DKH720S	40	70	1,20	230	0,291
BHA-DKH725S	40	70	1,20	280	0,330

w : Genişlik — Width
h : Yükseklik — Height
t : Kalınlık — Thickness
L : Uzunluk — Length



AÇIKLAMALAR / *INSTRUCTIONS :*

Not: Kaynaksız duvar konsollarında ölçü toleransı ± 3 mm.'dir.

! Belirtilen ağırlıklar kesim ağırlıklarıdır.

! Tüm kablo merdivenleri, Metrik 8 cıvata ve somun kullanımına uygundur.

Note: *The dimension tolerance in unwelded wall bracket is ± 3 mm*

! *The indicated weights are the weights before fabrication.*

! *All the brackets are convenient for M8 bolt, nut and steel anchor usage.*

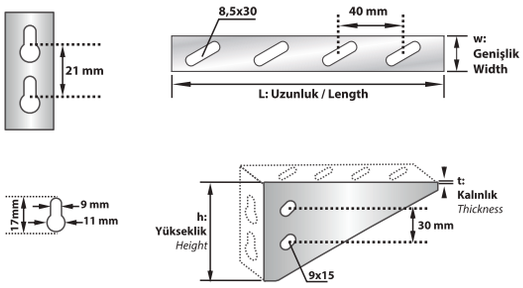

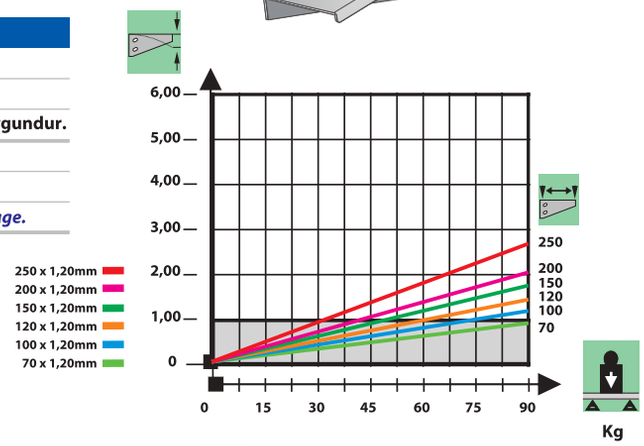

Kilogram Olarak Müsade Edilen Kablo Kanalı ve Kablo Merdiveni Yükü
Cable Tray / Cable Ladder Load in Kg

Taşıyıcı Konsolda Yüklemeye Bağlı Oluşabilecek Esneme Payı
The Bending Percentage Of The Trays Carried By Supporters

'm' Destek Uzunluğu
'm' Supports Lenght

KAYNAKSIZ DUVAR KONSOLLARI
WALL BRACKET UNWELDED

Sipariş Kodu *(Order Code)*	w *(mm)*	h *(mm)*	t *(mm)*	L *(mm)*	Kg/Adet *(Kg/Pcs.)*
BHA-DKH730S	40	120	2,00	330	0,676
BHA-DKH740S	40	120	2,00	430	0,828
BHA-DKH750S	40	120	2,00	530	0,980
BHA-DKH760S	40	120	2,00	630	1,132

w : Genişlik — Width
h : Yükseklik — Height
t : Kalınlık — Thickness
L : Uzunluk — Length

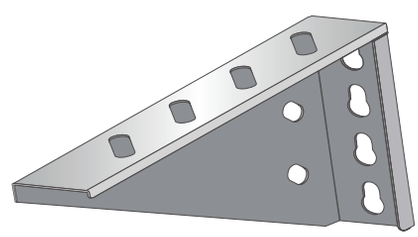

AÇIKLAMALAR / *INSTRUCTIONS :*

Not: Kaynaksız duvar konsollarında ölçü toleransı ± 3 mm.'dir.

! Belirtilen ağırlıklar kesim ağırlıklarıdır.

! Tüm kablo merdivenleri, Metrik 8 cıvata ve somun kullanımına uygundur.

Note: *The dimension tolerance in unwelded wall bracket is ± 3 mm*

! *The indicated weights are the weights before fabrication.*

! *All the brackets are convenient for M8 bolt, nut and steel anchor usage.*

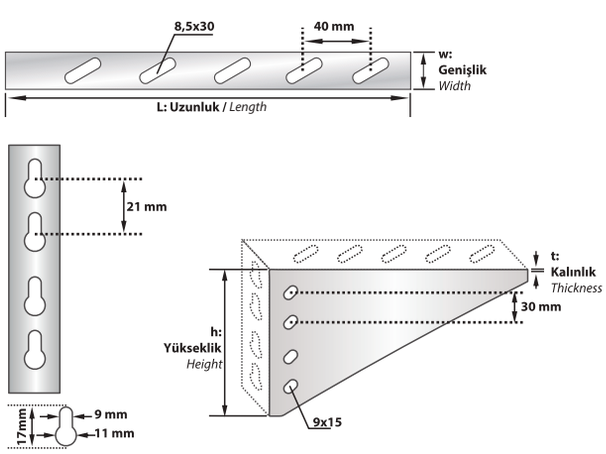

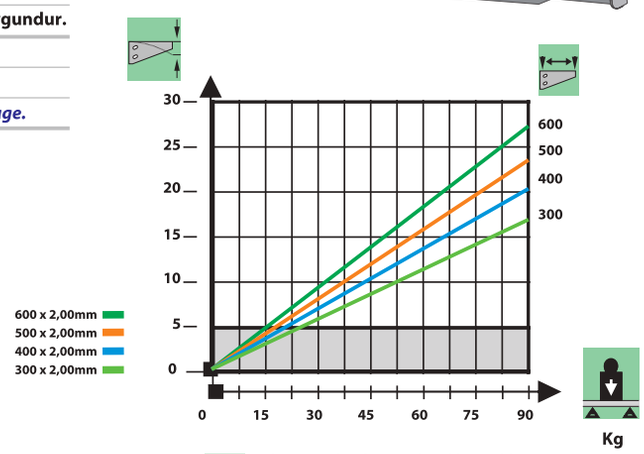

Kilogram Olarak Müsade Edilen Kablo Kanalı ve Kablo Merdiveni Yükü *Cable Tray / Cable Ladder Load in Kg*

Taşıyıcı Konsolda Yüklemeye Bağlı Oluşabilecek Esneme Payı
The Bending Percentage Of The Trays Carried By Supporters

'm' Destek Uzunluğu
'm' Supports Lenght

DUVAR KONSOLLARI
WELDED WALL BRACKET

Sipariş Kodu (Order Code)	w (mm)	t (mm)	L (mm)	Kg/Adet (Kg/Pcs.)
BHA-DK707	33	1,50	70	0,161
BHA-DK710	33	1,50	100	0,190
BHA-DK712	33	1,50	120	0,209
BHA-DK715	33	1,50	150	0,237
BHA-DK720	33	1,50	200	0,284
BHA-DK725	33	1,50	250	0,330
BHA-DK730	40	2,00	300	0,707
BHA-DK740	40	2,00	400	0,834
BHA-DK750	40	2,00	500	1,052
BHA-DK760	40	2,00	600	1,188

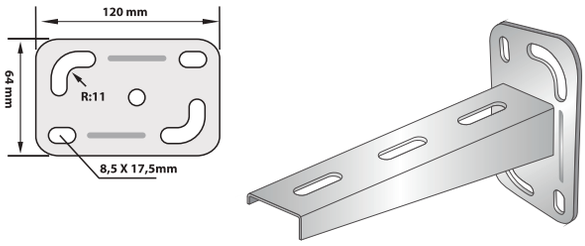

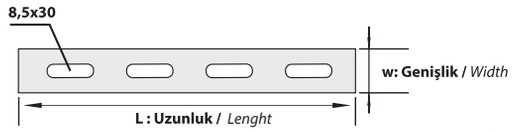

t : Kalınlık Thickness

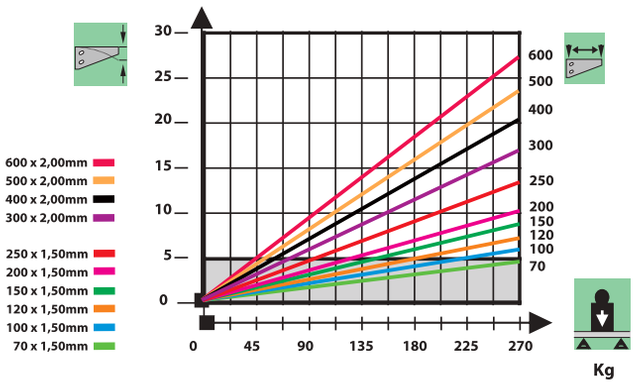

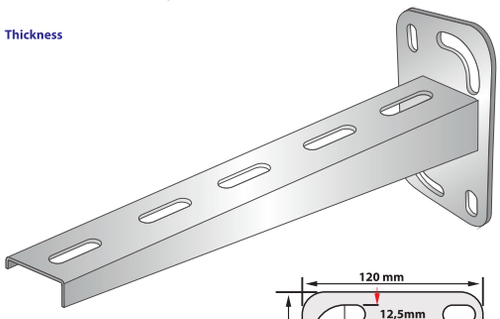

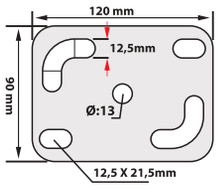

Kilogram Olarak Müsade Edilen Kablo Kanalı ve Kablo Merdiveni Yükü *Cable Tray / Cable Ladder Load in Kg*

Taşıyıcı Konsolda Yüklemeye Bağlı Oluşabilecek Esneme Payı *The Bending Percentage Of The Trays Carried By Supporters*

'm' Destek Uzunluğu *'m' Supports Lenght*

AĞIR SİSTEM DUVAR KONSOLLARI
HEAVY DUTY WELDED WALL BRACKET

Sipariş Kodu (Order Code)	w (mm)	t (mm)	L (mm)	Kg/Adet (Kg/Pcs.)
BHA-DKA770	40	3,00	700	2,449
BHA-DKA780	40	3,00	800	2,708
BHA-DKA790	40	3,00	900	2,967
BHA-DKA7100	40	3,00	1000	3,227

t : Kalınlık Thickness



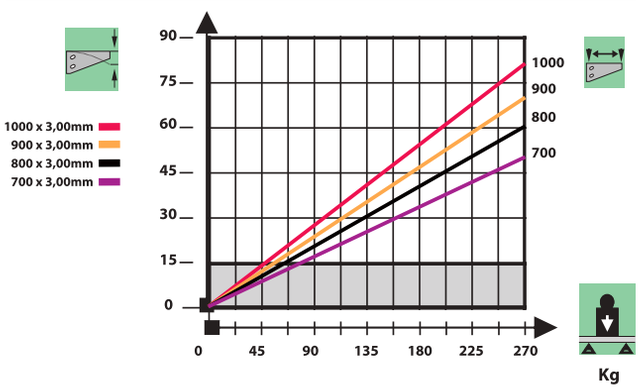

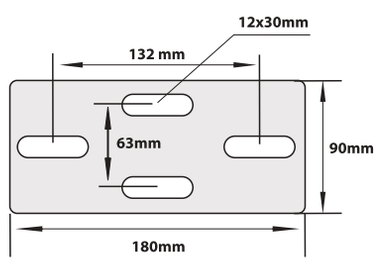

Kilogram Olarak Müsade Edilen Kablo Kanalı ve Kablo Merdiveni Yükü *Cable Tray / Cable Ladder Load in Kg*

Taşıyıcı Konsolda Yüklemeye Bağlı Oluşabilecek Esneme Payı (mm) *The Bending Percentage Of The Trays Carried By Supporters (mm)*

'm' Destek Uzunluğu *'m' Supports Lenght*

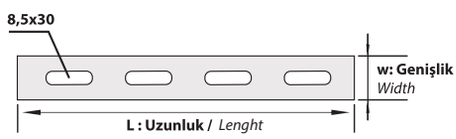

AÇIKLAMALAR / *INSTRUCTIONS :*

Not: Kaynaklı duvar konsollarında ölçü toleransı ± 3 mm.'dir.

! Belirtilen ağırlıklar kesim ağırlıklarıdır.

! Tüm kablo merdivenleri, Metrik 8 cıvata, somun ve M10 çelik dübel kullanımına uygundur.

Note: *The dimension tolerance in welded wall bracket is ± 3 mm*

! *The indicated weights are the weights before fabrication.*

! *All the brackets are convenient for M8 bolt, nut and M8-10 steel anchor usage.*

Sipariş Kodu *(Order Code)*	w *(mm)*	h *(mm)*	t *(mm)*	L *(mm)*	Kg/Adet *(Kg/Pcs.)*
BHA-UTA3-1S	50	65	2,00	95	0,287
BHA-UTA3-1AS	50	65	2,00	95	0,287

U VE Z PROFİL TAVAN TESPİT ELEMANI
HEAD PLATE FOR U AND Z PROFILES

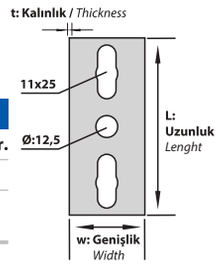

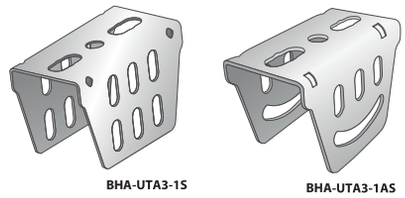

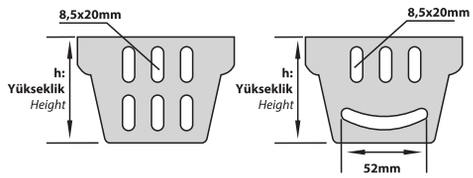

AÇIKLAMALAR / *INSTRUCTIONS :*

- **Not:** U ve Z Profil Tavan Tespit Elemanlarında Ölçü Toleransı ± 3 mm'dir.
- ! Belirtilen Ağırlıklar Kesim Ağırlıklarıdır.
- ! U ve Z Profil Tavan Tespit Elemanları, Metrik 8 cıvata, somon ve Metrik 10 Çelik Dübel Kullanımına uygundur.
- ***Note:*** *The dimension tolerance in welded wall bracket is ± 3 mm*
- ! *The indicated weights are the weights before fabrication.*
- ! *Head plate for U and Z Profiles are convenient for M8 bolt, nut and M10 steel anchor usage.*

Sipariş Kodu *(Order Code)*	w *(mm)*	h *(mm)*	t *(mm)*	L *(mm)*	Kg/Mt *(Kg/Mt)*
BHA-UA3-3 100.15	45	30	1,50	1000	1,178
BHA-UA3-3 150.15	45	30	1,50	1500	1,178
BHA-UA3-3 200.15	45	30	1,50	2000	1,178
BHA-UA3-3 250.15	45	30	1,50	2500	1,178
BHA-UA3-3 300.15	45	30	1,50	3000	1,178
BHA-UA3-3 100.20	45	30	2,00	1000	1,413
BHA-UA3-3 150.20	45	30	2,00	1500	1,413
BHA-UA3-3 200.20	45	30	2,00	2000	1,413
BHA-UA3-3 250.20	45	30	2,00	2500	1,413
BHA-UA3-3 300.20	45	30	2,00	3000	1,413

U PROFİLLER
U PROFILES

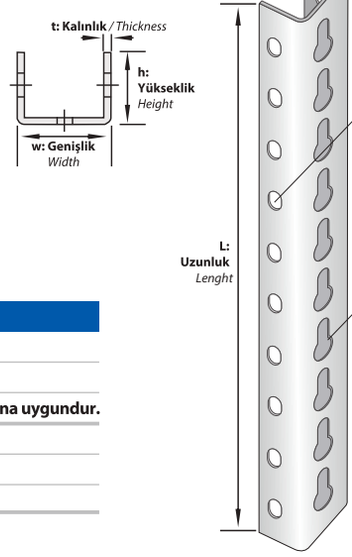

AÇIKLAMALAR / *INSTRUCTIONS :*

- **Not:** U Profil Tavan Tespit Elemanlarında Ölçü Toleransı ± 3 mm'dir.
- ! Belirtilen Ağırlıklar Kesim Ağırlıklarıdır.
- ! U Profil Tavan Tespit Elemanları, Metrik 8 cıvata, somon ve Metrik 10 Çelik Dübel Kullanımına uygundur.
- ***Note:*** *The dimension tolerance in U Profiles is ± 3mm*
- ! *The indicated weights are the weights before fabrication.*
- ! *U Profiles are convenient for M8 bolt, nut and M8 or M10 steel anchor usage.*

Sipariş Kodu *(Order Code)*	w *(mm)*	h *(mm)*	t *(mm)*	L *(mm)*	Kg/Mt *(Kg/Mt)*
BHA-ZP3-2 100.15	45	60	1,50	1000	1,178
BHA-ZP3-2 150.15	45	60	1,50	1500	1,178
BHA-ZP3-2 200.15	45	60	1,50	2000	1,178
BHA-ZP3-2 250.15	45	60	1,50	2500	1,178
BHA-ZP3-2 300.15	45	60	1,50	3000	1,178
BHA-ZP3-2 100.20	45	60	2,00	1000	1,413
BHA-ZP3-2 150.20	45	60	2,00	1500	1,413
BHA-ZP3-2 200.20	45	60	2,00	2000	1,413
BHA-ZP3-2 250.20	45	60	2,00	2500	1,413
BHA-ZP3-2 300.20	45	60	2,00	3000	1,413

Z PROFİLLER
Z PROFILES

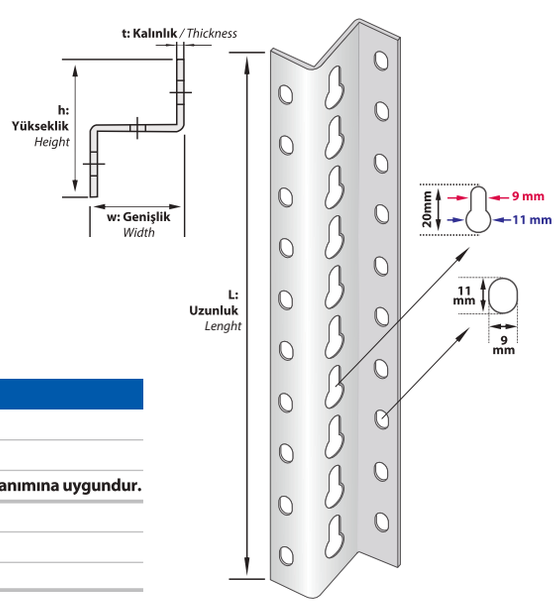

AÇIKLAMALAR / *INSTRUCTIONS :*

- **Not:** Z Profil Tavan Tespit Elemanlarında Ölçü Toleransı ± 3 mm'dir.
- ! Belirtilen Ağırlıklar Kesim Ağırlıklarıdır.
- ! Z Profil Tavan Tespit Elemanları, Metrik 8 cıvata, somon ve Metrik 10 Çelik Dübel Kullanımına uygundur.
- ***Note:*** *The dimension tolerance in Z Profiles is ± 3mm*
- ! *The indicated weights are the weights before fabrication.*
- ! *Z Profiles are convenient for M8 bolt, nut and M8 or M10 steel anchor usage.*

Sipariş Kodu (Order Code)	w (mm)	h (mm)	t (mm)	L (mm)	Kg/Adet (Kg/Pcs.)
BHA-UTTA3-1	40	28	2,00	125	0,416
BHA-UTTA3-1W	40	56	2,00	125	0,640

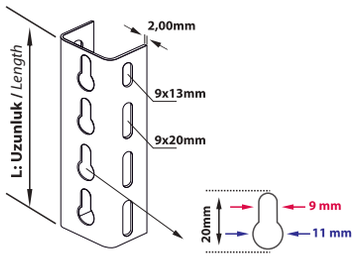

AÇIKLAMALAR / *INSTRUCTIONS :*

Not: U Profil Tavan Desteklerinde Ölçü Toleransı ± 3 mm'dir.

! Belirtilen ağırlıklar kesim ağırlıklarıdır.

! U Profil Tavan Tespit Elemanları, Metrik 8 cıvata somun ve Metrik 10 Çelik Dübel Kullanımına Uygundur.

Note: *The dimension tolerance in Head plate for U Profiles is ± 3mm*

! *The indicated weights are the weights before fabrication.*

! *Head plate for U Profiles are convenient for M8 bolt, nut and M10 steel anchor usage.*

U PROFİL TAVAN TESPİT ELEMANLARI
HEAD PLATES FOR U PROFILE

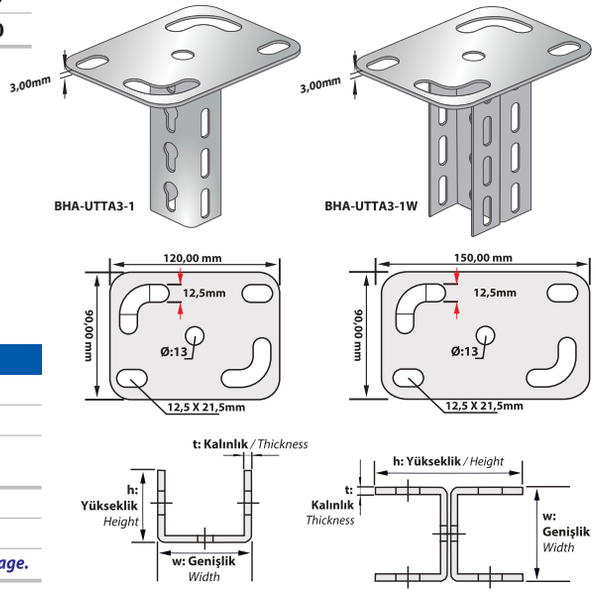

Sipariş Kodu (Order Code)	w (mm)	h (mm)	t (mm)	L (mm)	Kg/Adet (Kg/Pcs.)
BHA-UTA3-2 20.15	45	30	1,50	200	0,537
BHA-UTA3-2 30.15	45	30	1,50	300	0,628
BHA-UTA3-2 40.15	45	30	1,50	400	0,820
BHA-UTA3-2 50.15	45	30	1,50	500	0,961
BHA-UTA3-2 60.15	45	30	1,50	600	1,102
BHA-UTA3-2 70.20	45	30	2,00	700	1,243
BHA-UTA3-2 80.20	45	30	2,00	800	1,385
BHA-UTA3-2 90.20	45	30	2,00	900	1,526
BHA-UTA3-2 100.20	45	30	2,00	1000	1,667

AÇIKLAMALAR / *INSTRUCTIONS :*

Not: U Profil Tavan Desteklerinde Ölçü Toleransı ± 3 mm'dir.

! Belirtilen ağırlıklar kesim ağırlıklarıdır.

! U Profil Tavan Tespit Elemanları, Metrik 8 cıvata somun ve Metrik 10 Çelik Dübel Kullanımına Uygundur.

Note: *The dimension tolerance in U Ceilling Brackets is ± 3 mm*

! *The indicated weights are the weights before fabrication.*

! *U Ceilling Brackets are convenient for M8 bolt, nut and M8-10-12 steel anchor usage.*

U - PROFİL TAVAN DESTEĞİ
U - CEILING BRACKETS

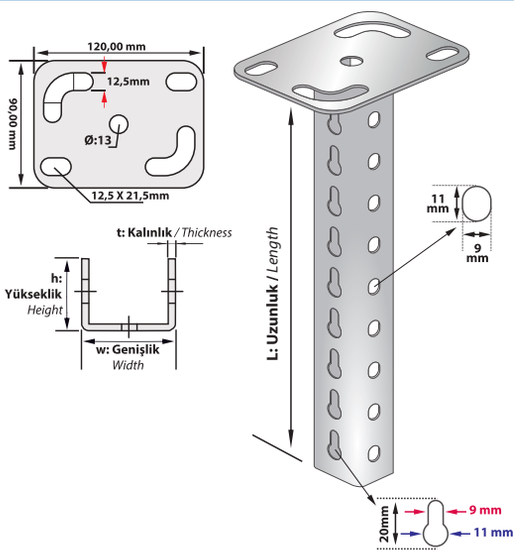

Sipariş Kodu (Order Code)	w (mm)	h (mm)	t (mm)	L (mm)	Kg/Adet (Kg/Pcs.)
BHA-UTA3-2W 20.15	45	60	1,50	200	0,820
BHA-UTA3-2W 30.15	45	60	1,50	300	1,102
BHA-UTA3-2W 40.15	45	60	1,50	400	1,385
BHA-UTA3-2W 50.15	45	60	1,50	500	1,667
BHA-UTA3-2W 60.15	45	60	1,50	600	1,950
BHA-UTA3-2W 70.20	45	60	2,00	700	2,233
BHA-UTA3-2W 80.20	45	60	2,00	800	2,515
BHA-UTA3-2W 90.20	45	60	2,00	900	2,798
BHA-UTA3-2W 100.20	45	60	2,00	1000	3,080

AÇIKLAMALAR / *INSTRUCTIONS :*

Not: U Profil Tavan Desteklerinde Ölçü Toleransı ± 3 mm'dir.

! Belirtilen ağırlıklar kesim ağırlıklarıdır.

! U Profil Tavan Tespit Elemanları, Metrik 8 cıvata somun ve Metrik 10 Çelik Dübel Kullanımına Uygundur.

Note: *The dimension tolerance in U Ceilling Brackets is ± 3 mm*

! *The indicated weights are the weights before fabrication.*

! *U Ceilling Brackets are convenient for M8 bolt, nut and M8-10-12 steel anchor usage.*

ÇİFTLİ U - PROFİL TAVAN DESTEĞİ
DOUBLE U -CEILING BRACKETS

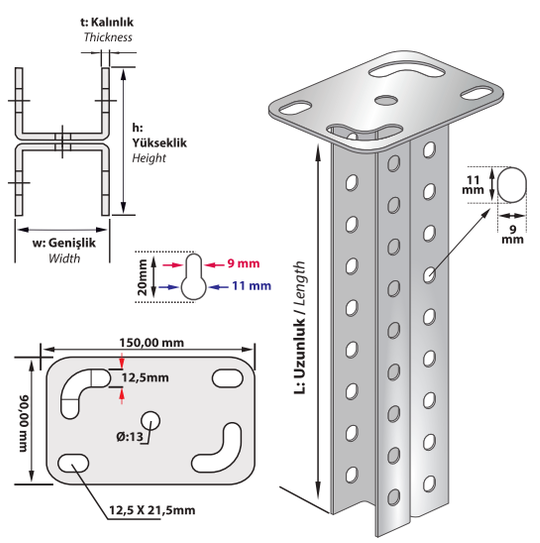

L TAVAN DESTEĞİ
L - HEAD PLATE

Sipariş Kodu *(Order Code)*	w *(mm)*	L *(mm)*	t *(mm)*	Kg/Adet *(Kg/Pcs.)*
BHA-LTA2-1	40	120	1,50	0,195
BHA-LTA2-2 30	40	300	1,50	0,352
BHA-LTA2-2 40	40	400	1,50	0,439
BHA-LTA2-2 50	40	500	1,50	0,526
BHA-LTA2-2 60	40	600	1,50	0,613
BHA-LTA2-2 70	40	700	1,50	0,700
BHA-LTA2-2 80	40	800	1,50	0,788
BHA-LTA2-2 90	40	900	1,50	0,875
BHA-LTA2-2 100	40	1000	1,50	0,962

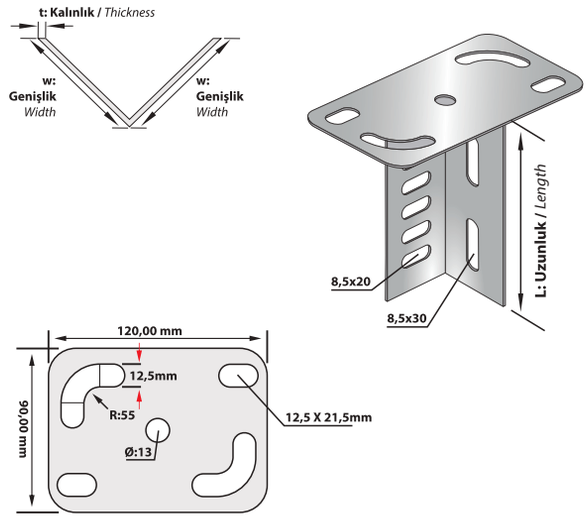

AÇIKLAMALAR / *INSTRUCTIONS :*

NOT: Ölçü toleransı ± 3 mm.'dir.
! Belirtilen ağırlıklar kesim ağırlıklarıdır.
NOTE: *The dimension tolerance in ± 3 mm*
! *The indicated weights are the weights before fabrication.*

L KANAL TAŞIYICI
L - HANGING SUPPORTS

Sipariş Kodu *(Order Code)*	w *(mm)*	L *(mm)*	h *(mm)*	t *(mm)*	Kg/Adet *(Kg/Pcs.)*
BHA-KK05	55	120	60	1,20	0,174
BHA-KK07	75	120	60	1,20	0,182
BHA-KK10	105	120	60	1,20	0,194
BHA-KK12	125	120	60	1,20	0,201
BHA-KK15	155	120	60	1,50	0,241
BHA-KK20	205	120	60	1,50	0,265

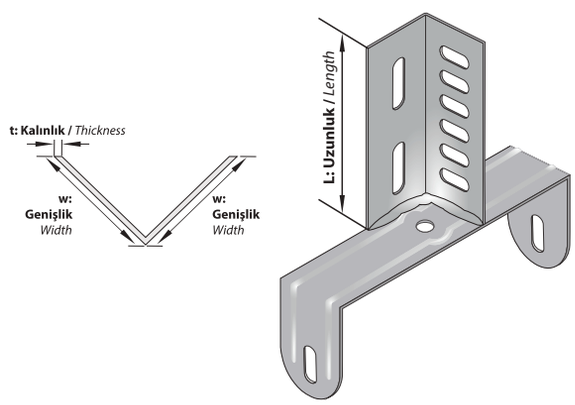

AÇIKLAMALAR / *INSTRUCTIONS :*

NOT: Ölçü toleransı ± 3 mm.'dir.
! Belirtilen ağırlıklar kesim ağırlıklarıdır.
! Metrik 8 cıvata, somun ve çelik dübel kullanımına uygundur.
NOTE: *The dimension tolerance in ± 3 mm*
! *The indicated weights are the weights before fabrication.*
! *Convenient for M8 bolt, nut and steel anchor usage.*

L DESTEKLER
L - SUPPORTS

Sipariş Kodu *(Order Code)*	w *(mm)*	L *(mm)*	t *(mm)*	Kg/Adet *(Kg/Pcs.)*
BHA-LA2-3 100.15	40	1000	1,50	0,942

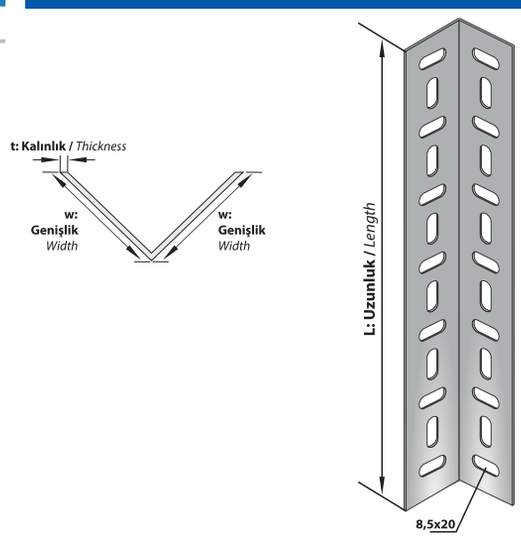

AÇIKLAMALAR / *INSTRUCTIONS :*

NOT: Ölçü toleransı ± 3 mm.'dir.
! Belirtilen ağırlıklar kesim ağırlıklarıdır.
! Metrik 8 cıvata, somun ve çelik dübel kullanımına uygundur.
L Destekler 2000, 2500mm ve 3000mm olarak üretilebilmektedir.
NOTE: *The dimension tolerance in ± 3 mm*
! *The indicated weights are the weights before fabrication.*
! *Convenient for M8 bolt, nut and steel anchor usage.*
Upon request L Supports can be manufactured in 2000, 2500 and 3000mm lenght.

U PROFİL KONSOLLARI
U PROFİLES BRACKETS

Sipariş Kodu (Order Code)	w (mm)	L (mm)	t (mm)	Kg/Adet (Kg/Pcs.)
BHA-SK707	40	100	1,20	0,127
BHA-SK710	40	130	1,20	0,165
BHA-SK712	40	150	1,20	0,191
BHA-SK715	40	180	1,20	0,229
BHA-SK720	40	230	1,20	0,292
BHA-SK725	40	280	1,50	0,445
BHA-SK730	40	330	1,50	0,525
BHA-SK740	40	430	2,00	0,820
BHA-SK750	40	530	2,00	1,011
BHA-SK760	40	630	2,00	1,202

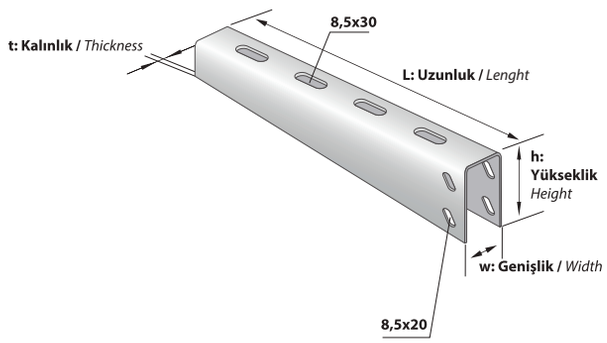

AÇIKLAMALAR / *INSTRUCTIONS :*

NOT: Ölçü toleransı ± 3 mm.'dir.
! Belirtilen ağırlıklar kesim ağırlıklarıdır.

NOTE: *The dimension tolerance in ± 3 mm*
! *The indicated weights are the weights before fabrication.*

U PROFİL
U PROFILE

Sipariş Kodu (Order Code)	w (mm)	h (mm)	t (mm)	L (mm)	Kg/Mt (Kg/Mt)
BHA-UA3-4 100.15	45	30	1,50	1000	1,178
BHA-UA3-4 150.15	45	30	1,50	1500	1,178
BHA-UA3-4 200.15	45	30	1,50	2000	1,178
BHA-UA3-4 250.15	45	30	1,50	2500	1,178
BHA-UA3-4 300.15	45	30	1,50	3000	1,178
BHA-UA3-4 100.20	45	30	2,00	1000	1,413
BHA-UA3-4 150.20	45	30	2,00	1500	1,413
BHA-UA3-4 200.20	45	30	2,00	2000	1,413
BHA-UA3-4 250.20	45	30	2,00	2500	1,413
BHA-UA3-4 300.20	45	30	2,00	3000	1,413

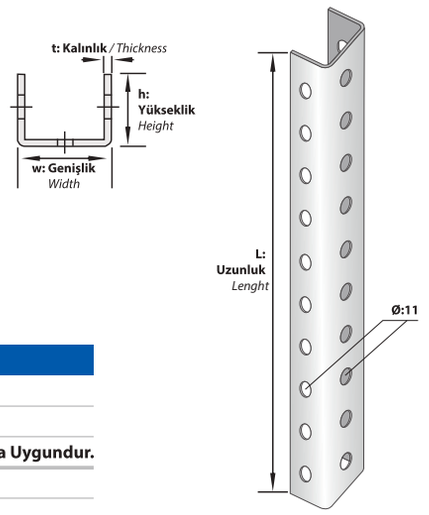

AÇIKLAMALAR / *INSTRUCTIONS :*

Not: U Profiller için Ölçü Toleransı ± 3 mm'dir.
! Belirtilen ağırlıklar kesim ağırlıklarıdır.
! U Profiller, Metrik 8 cıvata, somun ve Metrik 8 ya da Metrik 10 Çelik Dübel Kullanımına Uygundur.

Note: *The dimension tolerance in U Profiles is ± 3mm*
! *The indicated weights are the weights before fabrication.*
! *U Profiles are convenient for M8 bolt, nut and M8 or M10 steel anchor usage.*

U PROFİL
U PROFILE

Sipariş Kodu (Order Code)	w (mm)	h (mm)	t (mm)	L (mm)	Kg/Mt (Kg/Mt)
BHA-UA3-5 100.15	50	40	1,50	1000	1,460
BHA-UA3-5 150.15	50	40	1,50	1500	1,460
BHA-UA3-5 200.15	50	40	1,50	2000	1,460
BHA-UA3-5 250.15	50	40	1,50	2500	1,460
BHA-UA3-5 300.15	50	40	1,50	3000	1,460
BHA-UA3-5 100.20	50	40	2,00	1000	1,752
BHA-UA3-5 150.20	50	40	2,00	1500	1,752
BHA-UA3-5 200.20	50	40	2,00	2000	1,752
BHA-UA3-5 250.20	50	40	2,00	2500	1,752
BHA-UA3-5 300.20	50	40	2,00	3000	1,752

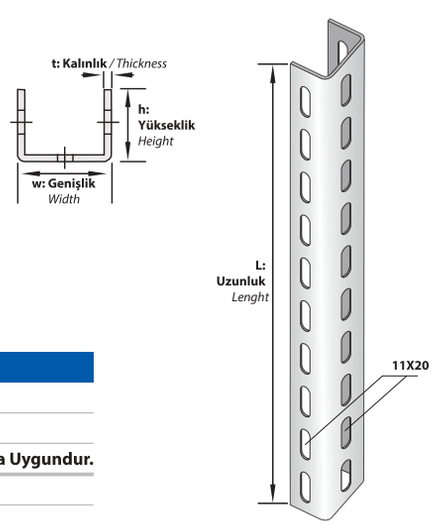

AÇIKLAMALAR / *INSTRUCTIONS :*

Not: U Profiller için Ölçü Toleransı ± 3 mm'dir.
! Belirtilen ağırlıklar kesim ağırlıklarıdır.
! U Profiller, Metrik 8 cıvata, somun ve Metrik 8 ya da Metrik 10 Çelik Dübel Kullanımına Uygundur.

Note: *The dimension tolerance in U Profiles is ± 3mm*
! *The indicated weights are the weights before fabrication.*
! *U Profiles are convenient for M8 bolt, nut and M8 or M10 steel anchor usage.*

Z PROFİLLER
Z PROFILES

Sipariş Kodu *(Order Code)*	w *(mm)*	h *(mm)*	t *(mm)*	L *(mm)*	Kg/Adet *(Kg/Pcs.)*
BHA-ZT10	40	80	1,50	100	0,126
BHA-ZT12	40	80	1,50	120	0,152
BHA-ZT15	40	80	1,50	150	0,190
BHA-ZT20	40	80	1,50	200	0,254
BHA-ZT25	40	80	2,00	250	0,396
BHA-ZT30	40	30	2,00	300	0,475
BHA-ZT40	40	30	2,00	400	0,633
BHA-ZT50	40	30	2,00	500	0,791
BHA-ZT60	40	30	2,00	600	0,950
BHA-ZT100	40	30	2,00	1000	1,583

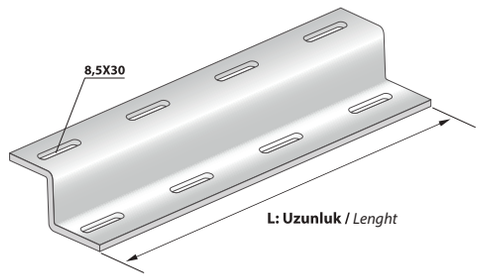

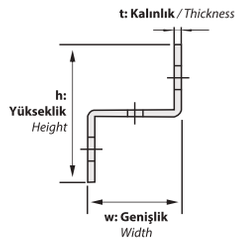

AÇIKLAMALAR / *INSTRUCTIONS :*

Not: Z Profillerde Ölçü Toleransı ± 3 mm.'dir.

! Belirtilen ağırlıklar kesim ağırlıklarıdır.

! Profiller, Metrik 10 cıvata, somun ve Çelik Dübel kullanımına uygundur.

Note: *The dimension tolerance in Z Profiles is ± 3mm.*

! *The indicated weights are the weights before fabrication.*

! *Z Profiles are convenient for M10 bolt, nut and steel anchor usage.*

L PROFİLLER
L PROFILES

Sipariş Kodu *(Order Code)*	w *(mm)*	t *(mm)*	L *(mm)*	Kg/Adet *(Kg/Pcs.)*
BHA-LA30-3	30	3,00	2000	2,543
BHA-LA30-4	30	4,00	2000	3,391
BHA-LA40-3	40	3,00	2000	3,485
BHA-LA40-4	40	4,00	2000	4,647
BHA-LA40-5	40	5,00	2000	5,809
BHA-LA50-4	50	4,00	2000	5,903
BHA-LA50-5	50	5,00	2000	7,379

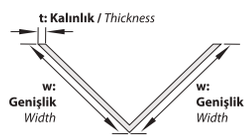

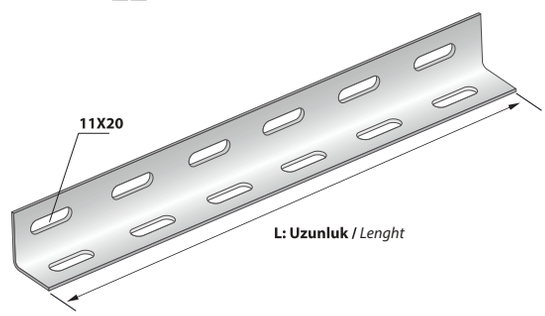

AÇIKLAMALAR / *INSTRUCTIONS :*

Not: L Profiller için ölçü Toleransı ± 3 mm.'dir.

! Belirtilen ağırlıklar kesim ağırlıklarıdır.

! L Profiller, Metrik 10 cıvata, somun ve Çelik Dübel kullanımına uygundur.

Note: *The dimension tolerance in L Profiles is ± 3mm*

! *The indicated weights are the weights before fabrication.*

! *L Profiles are convenient for M10 bolt, nut and steel anchor usage.*

U PROFİLLER
U PROFILES

Sipariş Kodu *(Order Code)*	w *(mm)*	h *(mm)*	t *(mm)*	L *(mm)*	Kg/Adet *(Kg/Pcs.)*
BHA-UA30-3	30	30	3,00	2000	3,815
BHA-UA30-4	30	30	4,00	2000	5,087
BHA-UA40-3	40	40	3,00	2000	5,087
BHA-UA40-4	40	40	4,00	2000	6,594
BHA-UA40-5	40	40	5,00	2000	8,243
BHA-UA50-4	50	50	4,00	2000	8,541
BHA-UA50-5	50	50	5,00	2000	10,205

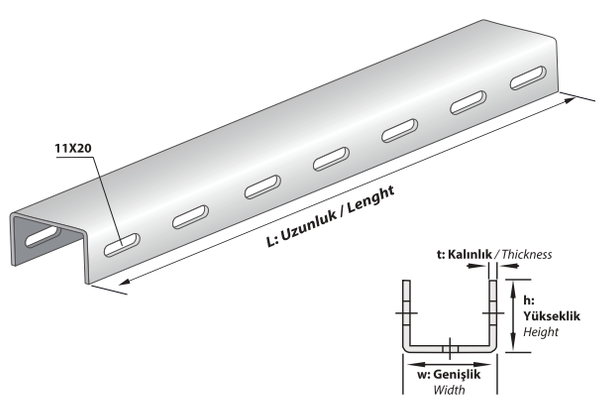

AÇIKLAMALAR / *INSTRUCTIONS :*

Not: U Profiller için Ölçü Toleransı ± 3 mm.'dir.

! Belirtilen ağırlıklar kesim ağırlıklarıdır.

! Prellor, Metrik 10 cıvata, somun ve Çelik Dübel kullanımına uygundur.

Note: *The dimension tolerance in U Profiles is ± 3mm*

! *The indicated weights are the weights before fabrication.*

! *U Profiles Are convenient for M10 bolt, nut and steel anchor usage.*

U TİPİ TİJLİ TAŞIYICI (Hafif Tip)
U TYPE CARRIER (Light Type)

Sipariş Kodu (Order Code)	w (mm)	h (mm)	b (mm)	t (mm)	L (mm)	Kg/Adet (Kg/Pcs.)
BHA-TKM10	30	15	100	1,50	154	0,102
BHA-TKM12	30	15	120	1,50	174	0,114
BHA-TKM15	30	15	150	1,50	204	0,134
BHA-TKM20	30	15	200	1,50	254	0,165
BHA-TKM25	30	15	250	1,50	304	0,197
BHA-TKM30	30	15	300	1,50	354	0,229
BHA-TKM40	30	15	400	1,50	454	0,292
BHA-TKM50	30	15	500	1,50	554	0,356
BHA-TKM60	30	15	600	1,50	654	0,420

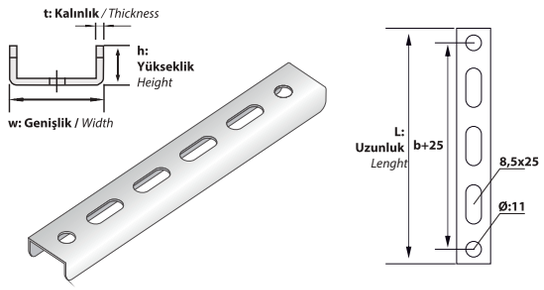

U TİPİ TİJLİ TAŞIYICI (Ağır Tip)
U TYPE CARRIER (Heavy Type)

Sipariş Kodu (Order Code)	w (mm)	h (mm)	b (mm)	t (mm)	L (mm)	Kg/Adet (Kg/Pcs.)
BHA-TTU10	30	30	100	1,50	154	0,160
BHA-TTU12	30	30	120	1,50	174	0,180
BHA-TTU15	30	30	150	1,50	204	0,210
BHA-TTU20	30	30	200	1,50	254	0,260
BHA-TTU25	30	30	250	1,50	304	0,310
BHA-TTU30	30	30	300	1,50	354	0,360
BHA-TTU40	30	30	400	1,50	454	0,460
BHA-TTU50	30	30	500	1,50	554	0,560
BHA-TTU60	30	30	600	1,50	654	0,661

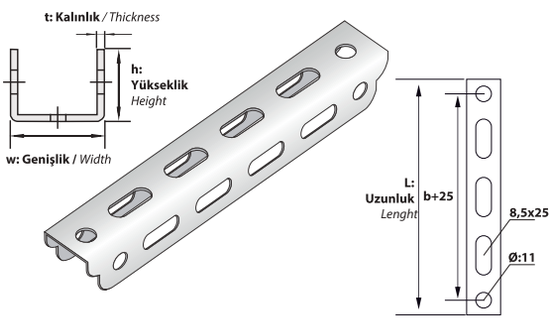

U TİPİ TİJLİ TAŞIYICI (Ağır Tip)
U TYPE CARRIER (Heavy Type)

Sipariş Kodu (Order Code)	w (mm)	h (mm)	t (mm)	L (mm)	Kg/Mt. (Kg/Mt.)
BHA-TTU100	30	30	1,50	1000	1,001
BHA-TTU150	30	30	1,50	1500	1,501
BHA-TTU200	30	30	1,50	2000	2,002
BHA-TTU250	30	30	1,50	2500	2,502

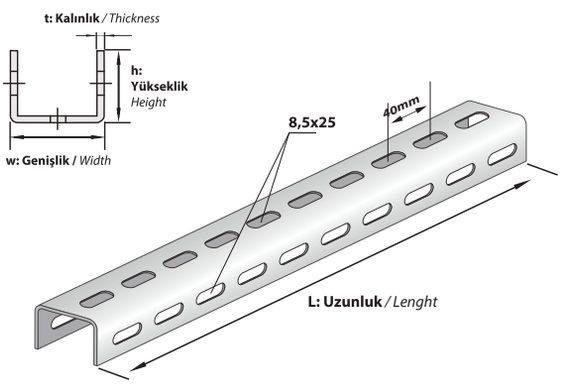

AÇIKLAMALAR / *INSTRUCTIONS :*

Not: U Tipi Çift Tijli Taşıyıcılarda ölçü toleransı ± 3 mm.'dir.

! Belirtilen ağırlıklar kesim ağırlıklarıdır.

! U Tipi Çift Tijli Taşıyıcılarda, Metrik 8, M10 cıvata, somun ve Askı Tiji kullanımına uygundur.

Note: *The dimension tolerance in U type double threaded rod is ± 3 mm*

! *The indicated weights are the weights before fabrication.*

! *U type double threaded rod carriers are convenient for M8, M10 bolt, nut and Threadded rod usage.*

TİJLİ TAVAN MONTAJ ELEMANLARI
CEILING BRACKET

Sipariş Kodu (Order Code)	h (mm)	w (mm)	t (mm)	Kg/Adet (Kg/Pcs.)
BHA-ETA1	40	40	3,00	0,113
BHA-ETA2	40	40	3,00	0,188
BHA-ETA3	40	40	3,00	0,113
BHA-VA	100	90	2,00	0,103

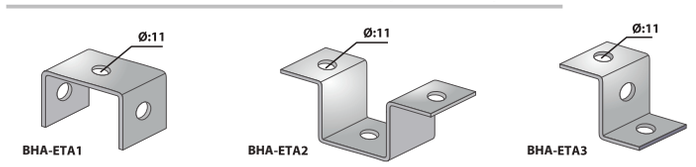

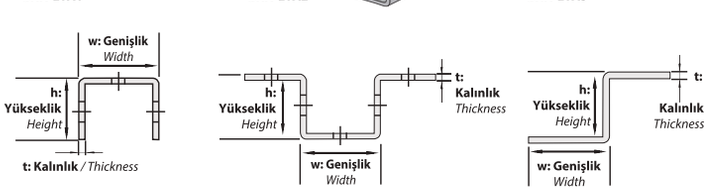

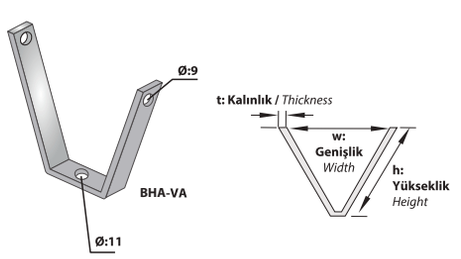

AÇIKLAMALAR / *INSTRUCTIONS :*

Not: Ölçü toleransı ± 3 mm.'dir.

! Belirtilen ağırlıklar kesim ağırlıklarıdır.

Note: *The dimension tolerance is ± 3 mm*

! *The indicated weights are the weights before fabrication.*

TİJLİ TAŞIYICI
TRAY CARRIERS (With Threaded Rods)

Sipariş Kodu *(Order Code)*	w *(mm)*	h *(mm)*	t *(mm)*	Kg/Adet *(Kg/Pcs.)*
BHA-KKT05T	55	60	1,20	0,069
BHA-KKT07T	75	60	1,20	0,077
BHA-KKT10T	105	60	1,20	0,089
BHA-KKT12T	125	60	1,20	0,097
BHA-KKT15T	155	60	1,50	0,136
BHA-KKT20T	205	60	1,50	0,161

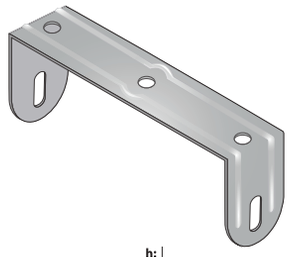

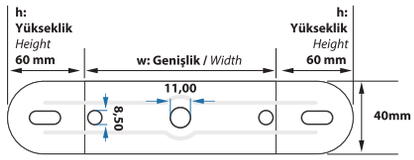

AÇIKLAMALAR / *INSTRUCTIONS :*

Not: Tek Tijli Taşıyıcılarda ölçü toleransı ± 3 mm.'dir.

! Belirtilen ağırlıklar kesim ağırlıklarıdır.

! Tek Tijli Taşıyıcılar, Metrik 8 cıvata, somun ve M8 yada M10 Askı Tiji ve somun kullanımına uygundur.

***Note:** The dimension tolerance in Tray Carrier is ± 3 mm*

! *The indicated weights are the weights beforefabrication.*

! *Tray Carriers Are Convenient For M8 Bolt, Nut And M8 or M10 Nut, threadded Rod Usage.*

TİJLİ TAŞIYICI
TRAY CARRIERS (With Threaded Rods)

Sipariş Kodu *(Order Code)*	w *(mm)*	b *(mm)*	h *(mm)*	t *(mm)*	Kg/Adet *(Kg/Pcs.)*
BHA-KKT05Y	60	45	100	3,00	0,176
BHA-KKT07Y	80	55	100	3,00	0,203
BHA-KKT10Y	110	70	100	3,00	0,242
BHA-KKT12Y	130	80	100	3,00	0,269
BHA-KKT15Y	160	95	100	3,00	0,308
BHA-KKT20Y	210	130	100	3,00	0,383

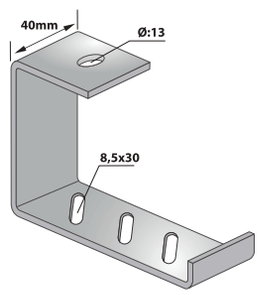

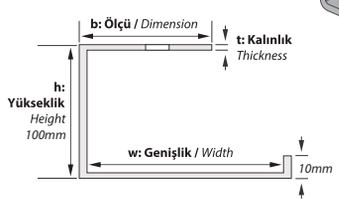

AÇIKLAMALAR / *INSTRUCTIONS :*

Not: Tek Tijli Taşıyıcılarda ölçü toleransı ± 3 mm.'dir.

! Belirtilen ağırlıklar kesim ağırlıklarıdır.

! Tek Tijli Taşıyıcılar, Metrik 8 cıvata, somun ve M8 yada M10 Askı Tiji ve somun kullanımına uygundur.

***Note:** The dimension tolerance in Tray Carrier is ± 3 mm*

! *The indicated weights are the weights beforefabrication.*

! *Tray Carriers Are Convenient For M8 Bolt, Nut And M8 or M10 Nut, threadded Rod Usage.*

LASTİKLİ BORU KELEPÇELERİ
PIPE CLAMPS WITH RUBBER

Sipariş Kodu *(Order Code)*	Anma çapı *(Name dia.)*	Çap *(inch)*	Sıkma Ölçüsü *(tight dia.)*
BHA-BK20	M8	1/2"	20-24
BHA-BK30	M8	3/4"	25-28
BHA-BK40	M8	1"	32-35
BHA-BK50	M8	1,1/4"	39-46
BHA-BK60	M8	1,1/2"	48-53
BHA-BK70	M8	2"	59-66
BHA-BK80	M8	2,1/2"	74-80
BHA-BK90	M8	3"	87-94
BHA-BK100	M8	4"	110-116
BHA-BK135	M8	5"	135-143
BHA-BK160	M8	6"	162-170
BHA-BK215	M8	8"	207-219
BHA-BKH20	M10	1/2"	20-24
BHA-BKH30	M10	3/4"	25-28
BHA-BKH40	M10	1"	32-35
BHA-BKH50	M10	1,1/4"	39-46
BHA-BKH60	M10	1,1/2"	48-53
BHA-BKH70	M10	2"	59-66
BHA-BKH80	M10	2,1/2"	74-80
BHA-BKH90	M10	3"	87-94
BHA-BKH100	M10	4"	110-116
BHA-BKH135	M10	5"	135-143
BHA-BKH160	M10	6"	162-170
BHA-BKH215	M10	8"	207-219

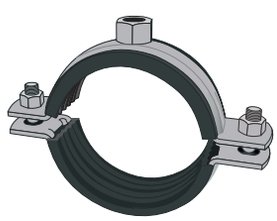



Sipariş Kodu (Order Code)	w (mm)	h (mm)	t (mm)	Kg/Adet (Kg/Pcs.)
BHA-YDT10/30	100	30	3,00	0,194
BHA-YDT12/30	120	30	3,00	0,211
BHA-YDT15/30	150	30	3,00	0,238
BHA-YDT20/30	200	30	3,00	0,282
BHA-YDT25/30	250	30	3,00	0,326
BHA-YDT30/30	300	30	3,00	0,370
BHA-YDT40/30	400	30	3,00	0,458
BHA-YDT50/30	500	30	3,00	0,546
BHA-YDT60/30	600	30	3,00	0,634

Sipariş Kodu (Order Code)	w (mm)	h (mm)	t (mm)	Kg/Adet (Kg/Pcs.)
BHA-YDT10/40	100	40	3,00	0,211
BHA-YDT12/40	120	40	3,00	0,229
BHA-YDT15/40	150	40	3,00	0,255
BHA-YDT20/40	200	40	3,00	0,299
BHA-YDT25/40	250	40	3,00	0,343
BHA-YDT30/40	300	40	3,00	0,387
BHA-YDT40/40	400	40	3,00	0,475
BHA-YDT50/40	500	40	3,00	0,563
BHA-YDT60/40	600	40	3,00	0,651

Sipariş Kodu (Order Code)	w (mm)	h (mm)	t (mm)	Kg/Adet (Kg/Pcs.)
BHA-YDT10/50	100	50	3,00	0,229
BHA-YDT12/50	120	50	3,00	0,247
BHA-YDT15/50	150	50	3,00	0,273
BHA-YDT20/50	200	50	3,00	0,317
BHA-YDT25/50	250	50	3,00	0,361
BHA-YDT30/50	300	50	3,00	0,405
BHA-YDT40/50	400	50	3,00	0,493
BHA-YDT50/50	500	50	3,00	0,581
BHA-YDT60/50	600	50	3,00	0,669

OMEGA YER VE DUVAR TESPİT ELEMANI
WALL AND FLOOR FIXING BRACKET



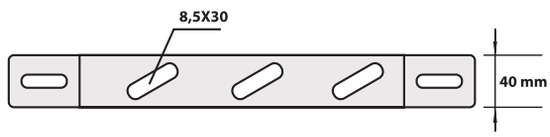

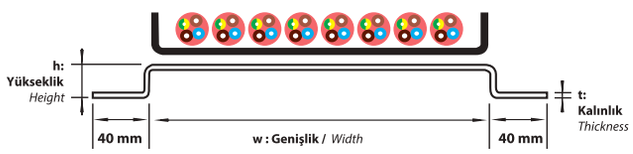

AÇIKLAMALAR / *INSTRUCTIONS :*

Not: Omega yer ve duvar tespit elemanlarında ölçü toleransı ± 3 mm.'dir.

! Belirtilen ağırlıklar kesim ağırlıklarıdır.

! Omega yer ve duvar tespit elemanları, Metrik 8 cıvata, somun ve çelik dübel kullanımına uygundur.

Note: *The dimension tolerance in U type double threaded rod is ± 3 mm*

! *The indicated weights are the weights before fabrication.*

! *Omega Fixing Brackets are convenient for M8 bolt, nut and steel anchor usage.*

Sipariş Kodu (Order Code)	a (mm)	b (mm)	h (mm)	t (mm)	Kg/Adet (Kg/Pcs.)
BHA-LF30/30	290	325	30	2,00	0,222
BHA-LF60/30	590	625	30	2,00	0,380

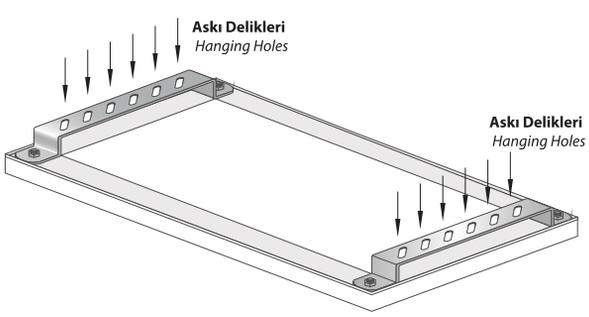

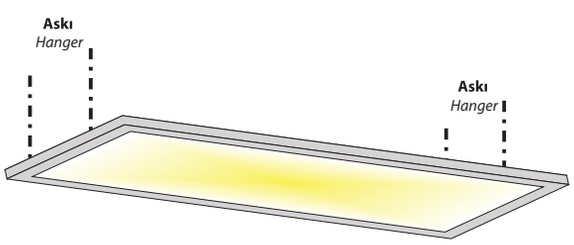

KANALA ARMATÜR SABİTLEME ELEMANI
FİXTURE FIXING UNIT FOR CABLE TRAY



AÇIKLAMALAR / *INSTRUCTIONS :*

Not: Omega yer ve duvar tespit elemanlarında ölçü toleransı ± 3 mm.'dir.

! Belirtilen ağırlıklar kesim ağırlıklarıdır.

! Omega yer ve duvar tespit elemanları, Metrik 8 cıvata, somun ve çelik dübel kullanımına uygundur.

Note: *The dimension tolerance in U type double threaded rod is ± 3 mm*

! *The indicated weights are the weights before fabrication.*

! *Omega Fixing Brackets are convenient for M8 bolt, nut and steel anchor usage.*

U - PROFİL ZEMİN DESTEĞİ
U PROFILE FLOOR SUPPORT

Sipariş Kodu *(Order Code)*	w *(mm)*	h *(mm)*	t *(mm)*	Kg/Adet *(Kg/Pcs.)*
BHA-UTA3-1L	50	65	2,00	0,355



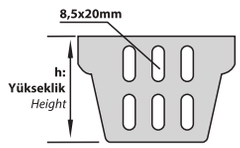

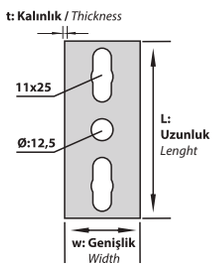

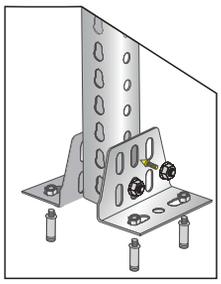

AÇIKLAMALAR / *INSTRUCTIONS :*

Not: U ve Z Pt üçlö adnıralnamelE ketseD nimeZ I⊠oroleransı ± 3 mm.'dir.

! Belirtilen ağırlıklar kesim ağırlıklarıdır.

! U ve Z PıralnamelE ketseD nimeZ I⊠or, Metrik 8 cıvata, somun ve Metrik 8 -10 Çelik Dübel kullanımına uygundur.

Note: *Floor Support for U and Z Psel⊠or The dimension tolerance in welded wall bracket is ± 3 mm*

! *The indicated weights are the weights before fabrication.*

! *Floor Support for U and Z Psel⊠or are convenient for M8 bolt, nut and M 8-10 steel anchor usage.*

U - PROFİL EK ELEMANI(İçten)
U PROFILE JOINT PIECE(Inside)

Sipariş Kodu *(Order Code)*	w *(mm)*	h *(mm)*	t *(mm)*	L *(mm)*	Kg/Adet *(Kg/Pcs.)*
BHA-UTTA3-1B	40	28	2,00	125	0,158

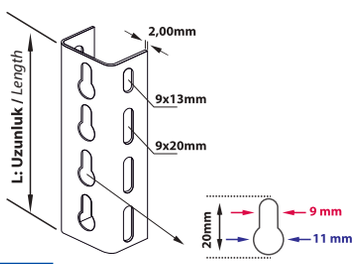

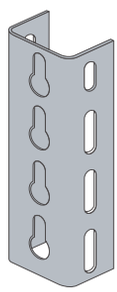

AÇIKLAMALAR / *INSTRUCTIONS :*

NOT: Ölçü toleransı ± 3 mm.'dir.

! Belirtilen ağırlıklar kesim ağırlıklarıdır.

NOTE: *The dimension tolerance in ± 3 mm*

! *The indicated weights are the weights before fabrication.*

MERDİVENİ KONSOLA VE DUVARA TESPİT ELEMANI
FIXING UNIT FOR THE LADDER TO BRACKET AND WALL

Sipariş Kodu *(Order Code)*	w *(mm)*	h *(mm)*	t *(mm)*	Kg/Adet *(Kg/Pcs.)*
BHA-KTM	40	2,00	2,00	0,026
BHA-DTM	40	17,00	3,00	0,062

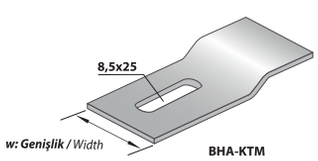

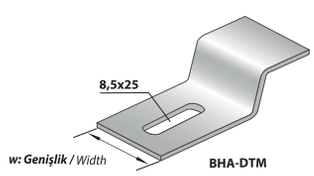

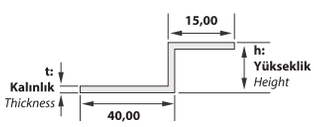

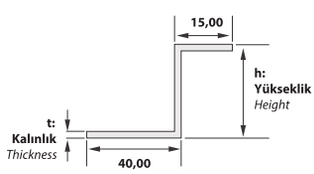

AÇIKLAMALAR / *INSTRUCTIONS :*

NOT: Ölçü toleransı ± 3 mm.'dir.

! Belirtilen ağırlıklar kesim ağırlıklarıdır.

NOTE: *The dimension tolerance in ± 3 mm*

! *The indicated weights are the weights before fabrication.*

W ASKI ELEMANI
W HANGING SUPPORTS

Sipariş Kodu *(Order Code)*	L *(mm)*	h *(mm)*	t *(mm)*	Kg/Adet *(Kg/Pcs.)*
BHA-WAS10	100	130	2,00	0,251
BHA-WAS12	120	130	2,00	0,272
BHA-WAS15	150	130	2,00	0,303
BHA-WAS20	200	130	2,00	0,356
BHA-WAS25	250	130	2,00	0,408
BHA-WAS30	300	130	2,00	0,460

t : Kalınlık Thickness



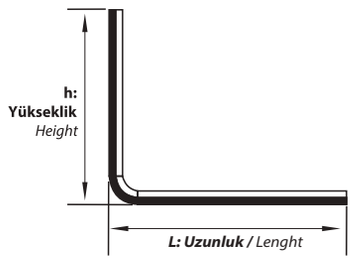

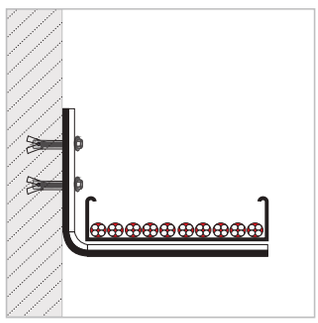

AÇIKLAMALAR / *INSTRUCTIONS :*

NOT: Ölçü toleransı ± 3 mm.'dir.
! Belirtilen ağırlıklar kesim ağırlıklarıdır.
! Metrik 8 cıvata, somun ve çelik dübel kullanımına uygundur.

NOTE: *The dimension tolerance in ± 3 mm*
! *The indicated weights are the weights before fabrication.*
! *Convenient for M8 bolt, nut and steel anchor usage.*

W ASKI ELEMANI
W HANGING SUPPORTS

Sipariş Kodu *(Order Code)*	w *(mm)*	L *(mm)*	h *(mm)*	t *(mm)*	Kg/Adet *(Kg/Pcs.)*
BHA-WAS10Y	130	100	260	2,00	0,523
BHA-WAS12Y	130	120	260	2,00	0,544
BHA-WAS15Y	130	150	260	2,00	0,575
BHA-WAS20Y	130	200	260	2,00	0,627
BHA-WAS25Y	130	250	260	2,00	0,680
BHA-WAS30Y	130	300	260	2,00	0,732

t : Kalınlık Thickness



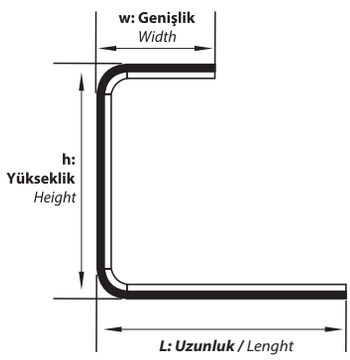

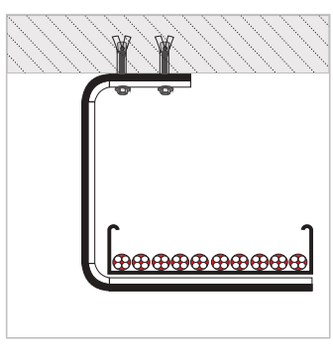

AÇIKLAMALAR / *INSTRUCTIONS :*

NOT: Ölçü toleransı ± 3 mm.'dir.
! Belirtilen ağırlıklar kesim ağırlıklarıdır.
! Metrik 8 cıvata, somun ve çelik dübel kullanımına uygundur.

NOTE: *The dimension tolerance in ± 3 mm*
! *The indicated weights are the weights before fabrication.*
! *Convenient for M8 bolt, nut and steel anchor usage.*

W TAVAN ASKI ELEMANI
W CEILING HANGING UNIT

Sipariş Kodu *(Order Code)*	L *(mm)*	h *(mm)*	t *(mm)*	Kg/Adet *(Kg/Pcs.)*
BHA-WAS40L	400	130	2,00	0,565
BHA-WAS50L	500	130	2,00	0,669
BHA-WAS60L	600	130	2,00	0,774
BHA-WAS70L	700	130	2,00	0,878
BHA-WAS80L	800	130	2,00	0,983
BHA-WAS90L	900	130	2,00	1,087
BHA-WAS100L	1000	130	2,00	1,192

t : Kalınlık Thickness

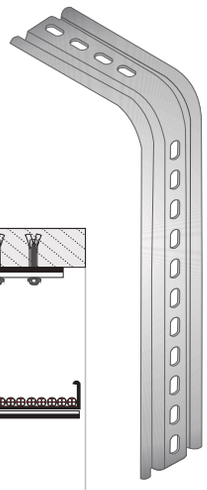

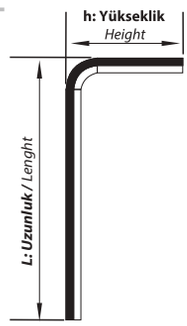

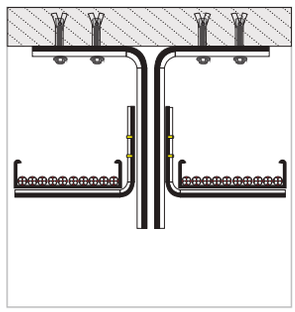

AÇIKLAMALAR / *INSTRUCTIONS :*

NOT: Ölçü toleransı ± 3 mm.'dir.
! Belirtilen ağırlıklar kesim ağırlıklarıdır.
! Metrik 8 cıvata, somun ve çelik dübel kullanımına uygundur.

NOTE: *The dimension tolerance in ± 3 mm*
! *The indicated weights are the weights before fabrication.*
! *Convenient for M8 bolt, nut and steel anchor usage.*

W TAVAN ASKI ELEMANI
W CEILING HANGING UNIT

Sipariş Kodu *(Order Code)*	L *(mm)*	h *(mm)*	t *(mm)*	Kg/Adet *(Kg/Pcs.)*
BHA-WAS40V	400	100	2,00	0,627
BHA-WAS50V	500	100	2,00	0,732
BHA-WAS60V	600	100	2,00	0,836
BHA-WAS70V	700	100	2,00	0,941
BHA-WAS80V	800	100	2,00	1,046

t : Kalınlık Thickness

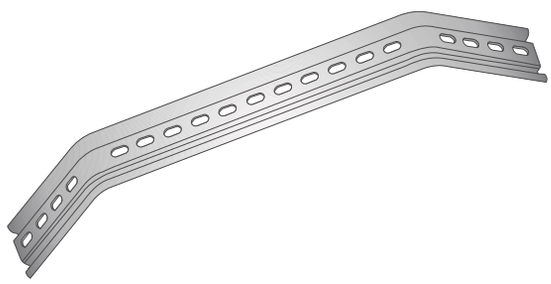

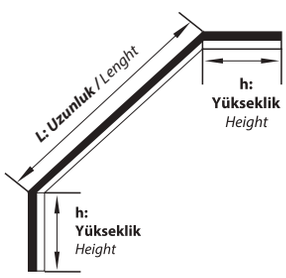

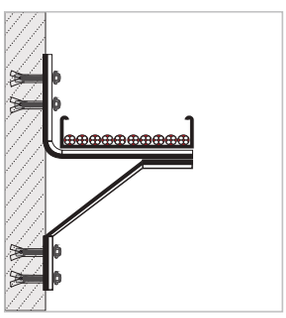

AÇIKLAMALAR / *INSTRUCTIONS :*

NOT: Ölçü toleransı ± 3 mm.'dir.
! Belirtilen ağırlıklar kesim ağırlıklarıdır.
! Metrik 8 cıvata, somun ve çelik dübel kullanımına uygundur.

NOTE: *The dimension tolerance in ± 3 mm*
! *The indicated weights are the weights before fabrication.*
! *Convenient for M8 bolt, nut and steel anchor usage.*

W PROFİL
W PROFILES

Sipariş Kodu *(Order Code)*	L *(mm)*	t *(mm)*	Kg/Adet *(Kg/Pcs.)*
BHA-WAS50	500	2,00	0,523
BHA-WAS100	1000	2,00	1,046
BHA-WAS150	1500	2,00	1,569

t : Kalınlık Thickness

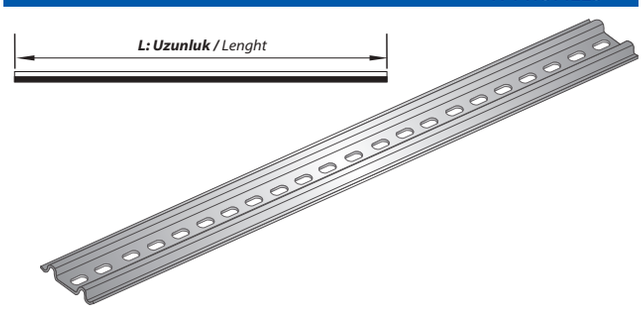

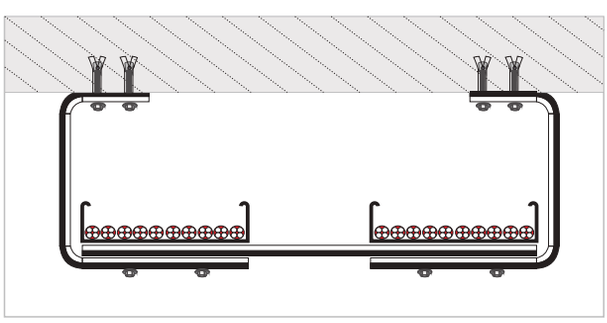

AÇIKLAMALAR / *INSTRUCTIONS :*

NOT: Ölçü toleransı ± 3 mm.'dir.
! Belirtilen ağırlıklar kesim ağırlıklarıdır.
! Metrik 8 cıvata, somun ve çelik dübel kullanımına uygundur.

NOTE: *The dimension tolerance in ± 3 mm*
! *The indicated weights are the weights before fabrication.*
! *Convenient for M8 bolt, nut and steel anchor usage.*

Sipariş Kodu (Order Code)	h (mm)	w (mm)	t (mm)	s (mm)	L (mm)	Kg/Adet (Kg/Pcs.)
BHA-I 80-20	42	80	5,00	3,90	200	1,180
BHA-I 80-30	42	80	5,00	3,90	300	1,872
BHA-I 80-40	42	80	5,00	3,90	400	2,375
BHA-I 80-50	42	80	5,00	3,90	500	2,970
BHA-I 80-60	42	80	5,00	3,90	600	3,564
BHA-I 80-70	42	80	5,00	3,90	700	4,158
BHA-I 80-80	42	80	5,00	3,90	800	4,751
BHA-I 80-90	42	80	5,00	3,90	900	5,345
BHA-I 80-100	42	80	5,00	3,90	1000	5,939
BHA-I 80-110	42	80	5,00	3,90	1100	6,533
BHA-I 80-120	42	80	5,00	3,90	1200	7,127
BHA-I 80-130	42	80	5,00	3,90	1300	7,721
BHA-I 80-140	42	80	5,00	3,90	1400	8,315
BHA-I 80-150	42	80	5,00	3,90	1500	8,909
BHA-I 80-160	42	80	5,00	3,90	1600	9,503
BHA-I 80-170	42	80	5,00	3,90	1700	10,097
BHA-I 80-180	42	80	5,00	3,90	1800	10,691
BHA-I 80-190	42	80	5,00	3,90	1900	11,285
BHA-I 80-200	42	80	5,00	3,90	2000	11,879
BHA-I 80-300	42	80	5,00	3,90	3000	17,817
BHA-I 80-400	42	80	5,00	3,90	4000	23,756
BHA-I 80-500	42	80	5,00	3,90	5000	29,695
BHA-I 80-600	42	80	5,00	3,90	6000	35,634

"I" DEMİR (NPI)
"I" IRON (Nickel Pic Iron)

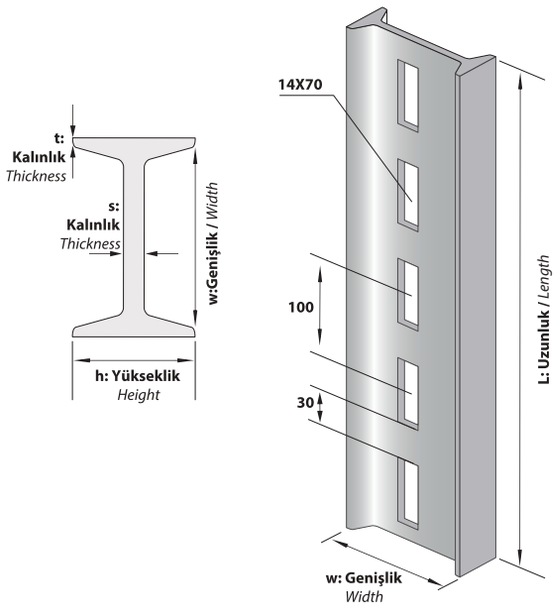

Sipariş Kodu (Order Code)	h (mm)	w (mm)	t (mm)	s (mm)	L (mm)	Kg/Adet (Kg/Pcs.)
BHA-IT 80-20	42	80	5,00	3,90	200	1,824
BHA-IT 80-30	42	80	5,00	3,90	300	2,418
BHA-IT 80-40	42	80	5,00	3,90	400	3,012
BHA-IT 80-50	42	80	5,00	3,90	500	3,606
BHA-IT 80-60	42	80	5,00	3,90	600	4,199
BHA-IT 80-70	42	80	5,00	3,90	700	4,793
BHA-IT 80-80	42	80	5,00	3,90	800	5,387
BHA-IT 80-90	42	80	5,00	3,90	900	5,981
BHA-IT 80-100	42	80	5,00	3,90	1000	6,575
BHA-IT 80-110	42	80	5,00	3,90	1100	7,169
BHA-IT 80-120	42	80	5,00	3,90	1200	7,763
BHA-IT 80-130	42	80	5,00	3,90	1300	8,357
BHA-IT 80-140	42	80	5,00	3,90	1400	8,951
BHA-IT 80-150	42	80	5,00	3,90	1500	9,545
BHA-IT 80-160	42	80	5,00	3,90	1600	10,139
BHA-IT 80-170	42	80	5,00	3,90	1700	10,733
BHA-IT 80-180	42	80	5,00	3,90	1800	11,327
BHA-IT 80-190	42	80	5,00	3,90	1900	11,921
BHA-IT 80-200	42	80	5,00	3,90	2000	12,514
BHA-IT 80-300	42	80	5,00	3,90	3000	18,454
BHA-IT 80-400	42	80	5,00	3,90	4000	24,393
BHA-IT 80-500	42	80	5,00	3,90	5000	30,332
BHA-IT 80-600	42	80	5,00	3,90	6000	36,272

"I" DEMİR TAVAN DESTEĞİ
"I" IRON HEAD PLATE (Nickel Pic Iron)

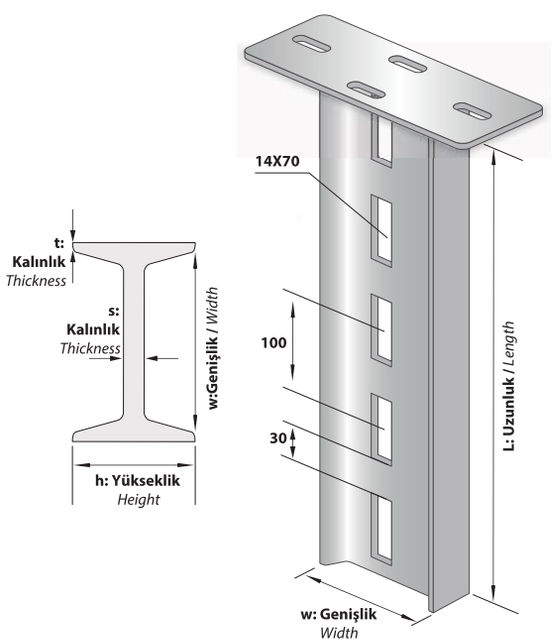

AÇIKLAMALAR / *NSTRUCTIONS :*

Not: "I" Askılarda ölçü toleransı ± 3 mm.'dir.

! Belirtilen ağırlıklar kesim ağırlıklarıdır.

! "I" Askılarda, Metrik 12 cıvata, somun ve çelik dübel kullanımına uygundur.

Note: *The dimension tolerance in for "I" Brackets are ± 3mm*

! *The indicated weights are the weights before fabrication.*

! *"I" Brackets are convenient for M12 bolt, nut and steel anchor usage.*

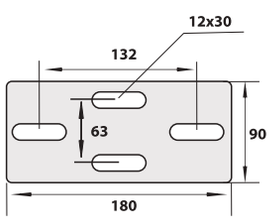

I DEMİR BİRLEŞTİRME ELEMANI
"I" IRON CONNECTION UNITE

Sipariş Kodu *(Order Code)*	w *(mm)*	t *(mm)*	L *(mm)*	Kg/Adet *(Kg/Pcs.)*
BHA-I 80BE 1	68	3,00	210	0,692

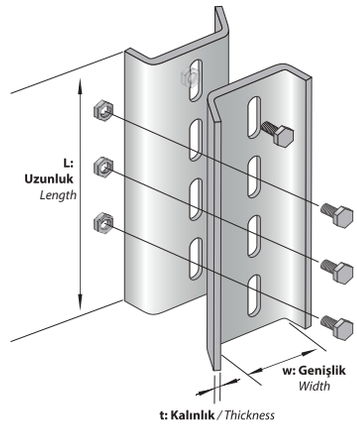

I DEMİR BİRLEŞTİRME ELEMANI
"I" IRON CONNECTION UNITE

Sipariş Kodu *(Order Code)*	w *(mm)*	t *(mm)*	L *(mm)*	Kg/Takım *(Kg/Set.)*
BHA-B4	60	4,00	160	0,608

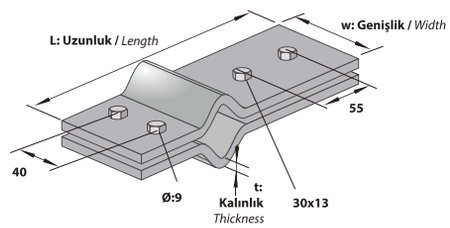

I DEMİR BAĞLANTI ELEMANLARI
"I" IRON CONNECTION UNITE

Sipariş Kodu *(Order Code)*	L *(mm)*	w *(mm)*	t *(mm)*	Kg/Takım *(Kg/Set.)*
BHA-MG5	--	40	3,00	0,440
BHA-MG6	160	40	3,00	0,520

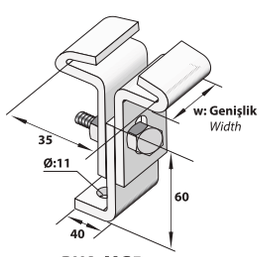

BHA-MG5

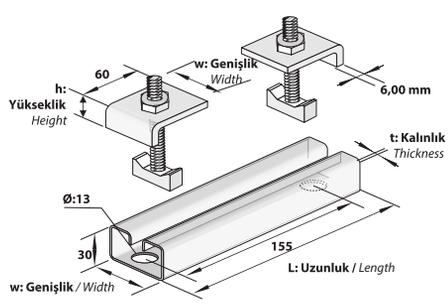

BHA-MG6

I DEMİR KORUMA PLASTİĞİ
PLASTIC FOR NPI PROTECTION

Sipariş Kodu *(Order Code)*	Açıklama	*(Description)*
BHA-I80-PS	NPI DEMİR KORUMA PLASTİĞİ	*PLASTIC FOR NPI PROTECTION*

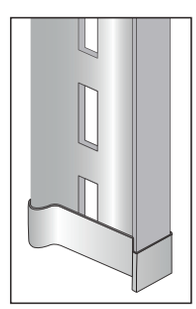

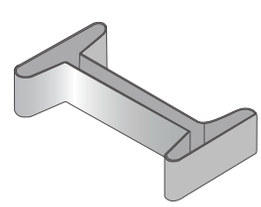

➤	AÇIKLAMALAR / *INSTRUCTIONS :*
NOT:	Ölçü toleransı ± 3 mm.'dir.
!	Belirtilen ağırlıklar kesim ağırlıklarıdır.
NOTE:	*The dimension tolerance in ± 3 mm*
!	*The indicated weights are the weights before fabrication.*

I DEMİR TAVAN BAĞLANTI ELEMANLARI
"I" IRON CEILING HEAD PLATE

Sipariş Kodu *(Order Code)*	w *(mm)*	L *(mm)*	t *(mm)*	Kg/Adet *(Kg/Pcs.)*
BHA-ITT	68	210	3,00	1,328
BHA-IATT	68	210	3,00	1,858

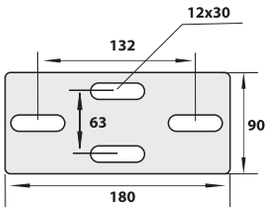

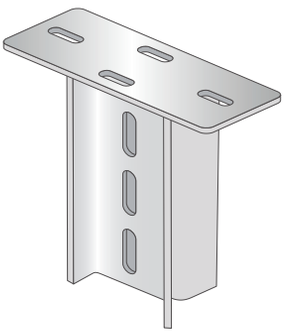

BHA-ITT

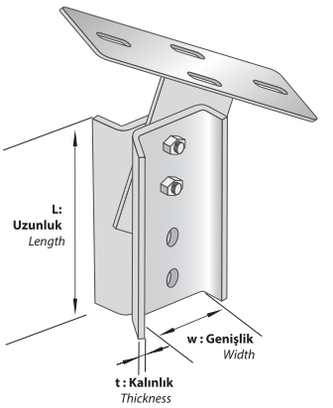

BHA-IATT

I DEMİR TAVAN BAĞLANTI ELEMANLARI
"I" IRON CEILING HEAD PLATE

Sipariş Kodu *(Order Code)*	w *(mm)*	h *(mm)*	t *(mm)*	Kg/Adet *(Kg/Pcs.)*
BHA-IDP1	63	63	4,00	0,188
BHA-IDP2	60	60	4,00	0,237

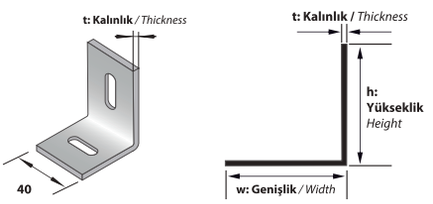

BHA-IDP1

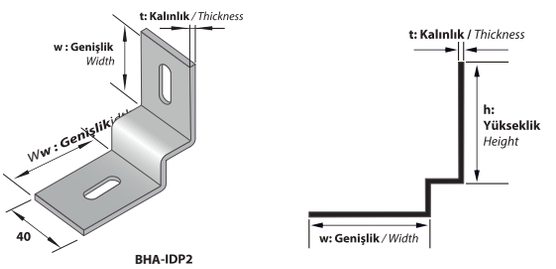

BHA-IDP2

I DEMİR KONSOLLARI
"I" IRON BRACKETS

Sipariş Kodu *(Order Code)*	L *(mm)*	t *(mm)*	h *(mm)*	Kg/Adet *(Kg/Pcs.)*
BHA-IK10	110	3,00	95	0,523
BHA-IK12	130	3,00	95	0,530
BHA-IK15	160	3,00	95	0,606
BHA-IK20	210	3,00	95	0,733
BHA-IK25	260	3,00	95	0,859
BHA-IK30	310	3,00	95	0,985
BHA-IK40	410	3,00	95	1,238
BHA-IK50	510	3,00	95	1,491
BHA-IK60	610	3,00	95	1,744

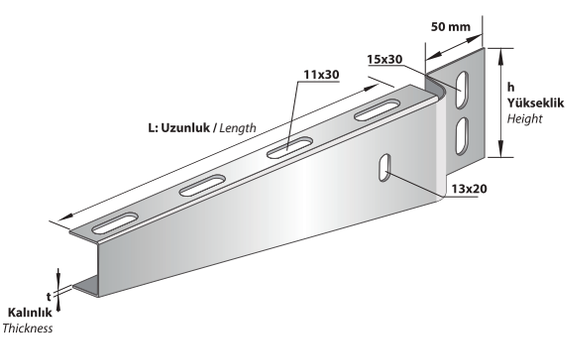

AÇIKLAMALAR / *INSTRUCTIONS :*

NOT: Ölçü toleransı ± 3 mm.'dir.

! Belirtilen ağırlıklar kesim ağırlıklarıdır.

NOTE: *The dimension tolerance in ± 3 mm*

! *The indicated weights are the weights before fabrication.*

"T" DEMİR (NPI)
"T" IRON (Nickel Pic Iron)

Sipariş Kodu *(Order Code)*	h *(mm)*	w *(mm)*	t *(mm)*	L *(mm)*	Kg/Adet *(Kg/Pcs.)*
BHA-T 80-20	42	40	5,00	200	0,440
BHA-T 80-30	42	40	5,00	300	0,660
BHA-T 80-40	42	40	5,00	400	0,880
BHA-T 80-50	42	40	5,00	500	1,100
BHA-T 80-60	42	40	5,00	600	1,320
BHA-T 80-70	42	40	5,00	700	1,540
BHA-T 80-80	42	40	5,00	800	1,760
BHA-T 80-90	42	40	5,00	900	1,980
BHA-T 80-100	42	40	5,00	1000	2,200
BHA-T 80-110	42	40	5,00	1100	2,420
BHA-T 80-120	42	40	5,00	1200	2,640
BHA-T 80-130	42	40	5,00	1300	2,860
BHA-T 80-140	42	40	5,00	1400	3,080
BHA-T 80-150	42	40	5,00	1500	3,300
BHA-T 80-160	42	40	5,00	1600	3,520
BHA-T 80-170	42	40	5,00	1700	3,740
BHA-T 80-180	42	40	5,00	1800	3,960
BHA-T 80-190	42	40	5,00	1900	4,180
BHA-T 80-200	42	40	5,00	2000	4,400

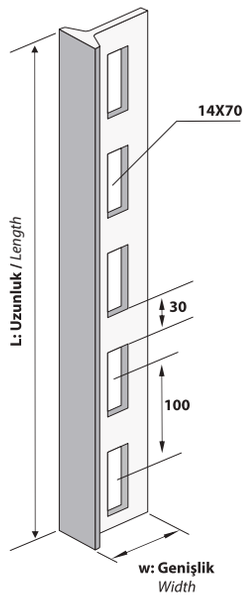

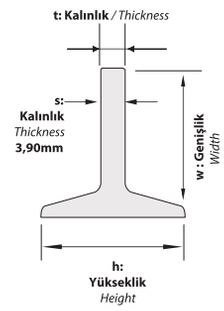

AÇIKLAMALAR / *INSTRUCTIONS :*

Not: "T" Askılarda ölçü toleransı ± 3 mm.'dir.

! Belirtilen ağırlıklar kesim ağırlıklarıdır.

! "T" Askılarda, Metrik 12 cıvata, somun ve çelik dübel kullanımına uygundur.

Note: *The dimension tolerance in for "T" Brackets are ± 3mm*

! *The indicated weights are the weights before fabrication.*

! *"T" Brackets are convenient for M12 bolt, nut and steel anchor usage.*

"T" DEMİR (NPI)
"T" IRON (Nickel Pic Iron)

Sipariş Kodu *(Order Code)*	h *(mm)*	w *(mm)*	t *(mm)*	L *(mm)*	Kg/Adet *(Kg/Pcs.)*
BHA-TT 80-20	42	40	5,00	200	0,770
BHA-TT 80-30	42	40	5,00	300	0,990
BHA-TT 80-40	42	40	5,00	400	1,210
BHA-TT 80-50	42	40	5,00	500	1,430
BHA-TT 80-60	42	40	5,00	600	1,650
BHA-TT 80-70	42	40	5,00	700	1,870
BHA-TT 80-80	42	40	5,00	800	2,090
BHA-TT 80-90	42	40	5,00	900	2,310
BHA-TT 80-100	42	40	5,00	1000	2,530
BHA-TT 80-110	42	40	5,00	1100	2,750
BHA-TT 80-120	42	40	5,00	1200	2,970
BHA-TT 80-130	42	40	5,00	1300	3,190
BHA-TT 80-140	42	40	5,00	1400	3,410
BHA-TT 80-150	42	40	5,00	1500	3,630
BHA-TT 80-160	42	40	5,00	1600	3,850
BHA-TT 80-170	42	40	5,00	1700	4,070
BHA-TT 80-180	42	40	5,00	1800	4,290
BHA-TT 80-190	42	40	5,00	1900	4,510
BHA-TT 80-200	42	40	5,00	2000	4,730

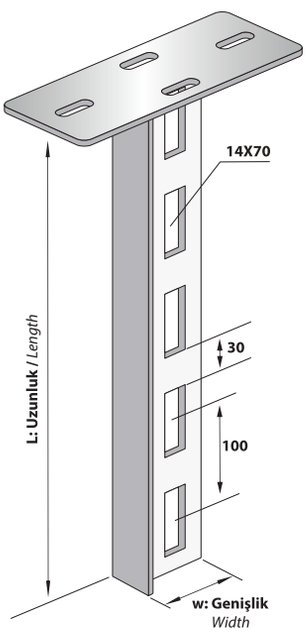

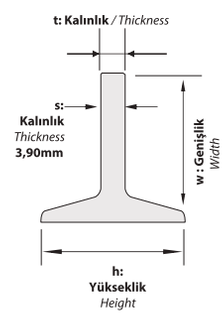

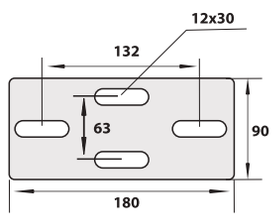

AÇIKLAMALAR / *INSTRUCTIONS :*

Not: "T" Askılarda ölçü toleransı ± 3 mm.'dir.

! Belirtilen ağırlıklar kesim ağırlıklarıdır.

! "T" Askılarda, Metrik 12 cıvata, somun ve çelik dübel kullanımına uygundur.

Note: *The dimension tolerance in for "T" Brackets are ± 3mm*

! *The indicated weights are the weights before fabrication.*

! *"T" Brackets are convenient for M12 bolt, nut and steel anchor usage.*

Sipariş Kodu (Order Code)	h (mm)	w (mm)	t (mm)	s (mm)	L (mm)	Kg/Adet (Kg/Pcs.)
BHA-U 65-20	42	65	7,50	5,50	200	1,418
BHA-U 65-30	42	65	7,50	5,50	300	2,127
BHA-U 65-40	42	65	7,50	5,50	400	2,836
BHA-U 65-50	42	65	7,50	5,50	500	3,545
BHA-U 65-60	42	65	7,50	5,50	600	4,254
BHA-U 65-70	42	65	7,50	5,50	700	4,963
BHA-U 65-80	42	65	7,50	5,50	800	5,672
BHA-U 65-90	42	65	7,50	5,50	900	6,381
BHA-U 65-100	42	65	7,50	5,50	1000	7,090
BHA-U 65-110	42	65	7,50	5,50	1100	7,799
BHA-U 65-120	42	65	7,50	5,50	1200	8,508
BHA-U 65-130	42	65	7,50	5,50	1300	9,217
BHA-U 65-140	42	65	7,50	5,50	1400	9,926
BHA-U 65-150	42	65	7,50	5,50	1500	10,635
BHA-U 65-160	42	65	7,50	5,50	1600	11,344
BHA-U 65-170	42	65	7,50	5,50	1700	12,053
BHA-U 65-180	42	65	7,50	5,50	1800	12,762
BHA-U 65-190	42	65	7,50	5,50	1900	13,471
BHA-U 65-200	42	65	7,50	5,50	2000	14,180
BHA-U 65-300	42	65	7,50	5,50	3000	21,270
BHA-U 65-400	42	65	7,50	5,50	4000	28,360
BHA-U 65-500	42	65	7,50	5,50	5000	35,450
BHA-U 65-600	42	65	7,50	5,50	6000	42,540

"NPU" DEMİR
"NPU" IRON

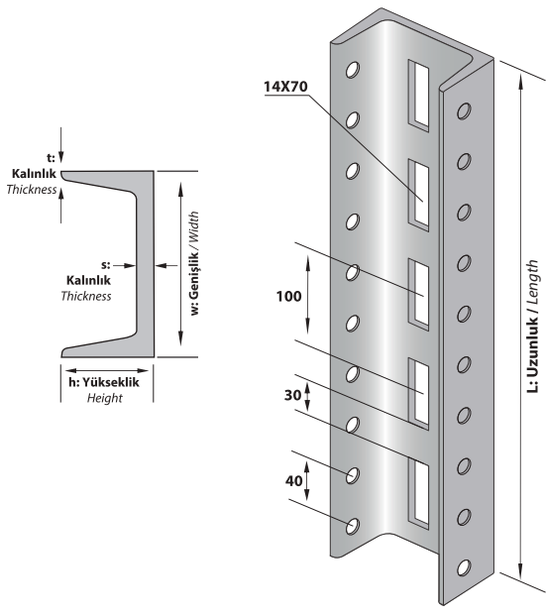

Sipariş Kodu (Order Code)	h (mm)	w (mm)	t (mm)	s (mm)	L (mm)	Kg/Adet (Kg/Pcs.)
BHA-UT 65-20	42	65	7,50	5,50	200	1,842
BHA-UT 65-30	42	65	7,50	5,50	300	2,551
BHA-UT 65-40	42	65	7,50	5,50	400	3,260
BHA-UT 65-50	42	65	7,50	5,50	500	3,969
BHA-UT 65-60	42	65	7,50	5,50	600	4,678
BHA-UT 65-70	42	65	7,50	5,50	700	5,387
BHA-UT 65-80	42	65	7,50	5,50	800	6,096
BHA-UT 65-90	42	65	7,50	5,50	900	6,805
BHA-UT 65-100	42	65	7,50	5,50	1000	7,514
BHA-UT 65-110	42	65	7,50	5,50	1100	8,223
BHA-UT 65-120	42	65	7,50	5,50	1200	8,932
BHA-UT 65-130	42	65	7,50	5,50	1300	9,641
BHA-UT 65-140	42	65	7,50	5,50	1400	10,350
BHA-UT 65-150	42	65	7,50	5,50	1500	11,059
BHA-UT 65-160	42	65	7,50	5,50	1600	11,768
BHA-UT 65-170	42	65	7,50	5,50	1700	12,477
BHA-UT 65-180	42	65	7,50	5,50	1800	13,186
BHA-UT 65-190	42	65	7,50	5,50	1900	13,895
BHA-UT 65-200	42	65	7,50	5,50	2000	14,604
BHA-UT 65-300	42	65	7,50	5,50	3000	21,694
BHA-UT 65-400	42	65	7,50	5,50	4000	28,784
BHA-UT 65-500	42	65	7,50	5,50	5000	35,874
BHA-UT 65-600	42	65	7,50	5,50	6000	42,964

"NPU" DEMİR TAVAN DESTEĞİ
"NPU" IRON HEAD PLATE

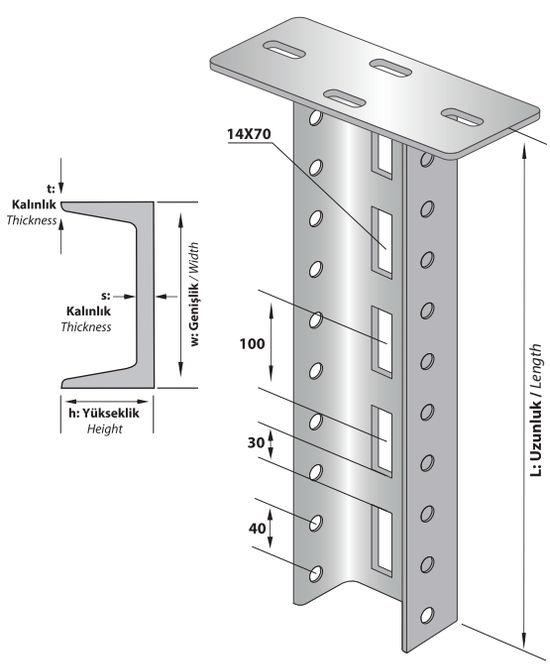

ÇIKLAMALAR / *INSTRUCTIONS :*

Not: "U" Askılarda ölçü toleransı ± 3 mm.'dir.

! Belirtilen ağırlıklar kesim ağırlıklarıdır.

! "U" Askılarda, Metrik 12 cıvata, somun ve çelik dübel kullanımına uygundur.

Note: *The dimension tolerance in for "U" Brackets are ± 3mm*

! *The indicated weights are the weights before fabrication.*

! *"U" Brackets are convenient for M12 bolt, nut and steel anchor usage.*

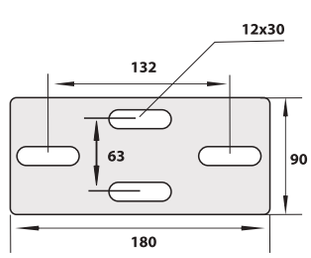

NPI MERDİVEN BASAMAĞI
NPI LADDERS RUNG

Sipariş Kodu *(Order Code)*	h *(mm)*	w *(mm)*	t *(mm)*	Kg/Adet *(Kg/Pcs.)*
BHA-I80-30C	100	300	2,00	0,738
BHA-I80-40C	100	400	2,00	0,836
BHA-I80-50C	100	500	2,00	0,935
BHA-I80-60C	100	600	2,00	1,034
BHA-I80-70C	100	700	2,00	1,133
BHA-I80-80C	100	800	2,00	1,232
BHA-I80-90C	100	900	2,00	1,331
BHA-I80-100C	100	1000	2,00	1,430
BHA-I80-110C	100	1100	2,00	1,529
BHA-I80-120C	100	1200	2,00	1,628

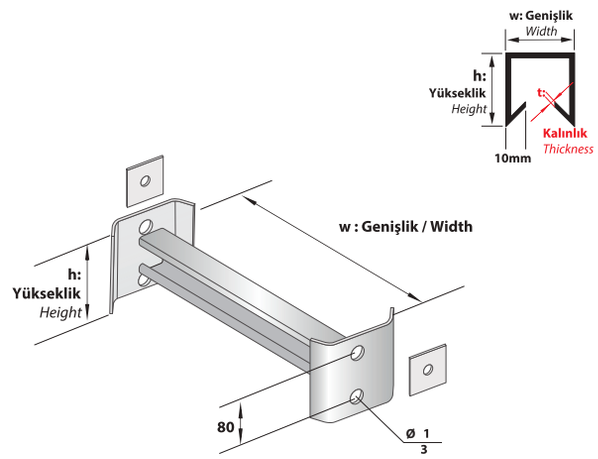

NPI MERDİVEN BASAMAĞI *NPI LADDERS RUNG*

Sipariş Kodu *(Order Code)*	h *(mm)*	w *(mm)*	t *(mm)*	Kg/Adet *(Kg/Pcs.)*
BHA-I80-30L	100	300	2,00	0,339
BHA-I80-40L	100	400	2,00	0,379
BHA-I80-50L	100	500	2,00	0,418
BHA-I80-60L	100	600	2,00	0,458
BHA-I80-70L	100	700	2,00	0,497
BHA-I80-80L	100	800	2,00	0,537
BHA-I80-90L	100	900	2,00	0,577
BHA-I80-100L	100	1000	2,00	0,616
BHA-I80-110L	100	1100	2,00	0,656
BHA-I80-120L	100	1200	2,00	0,695

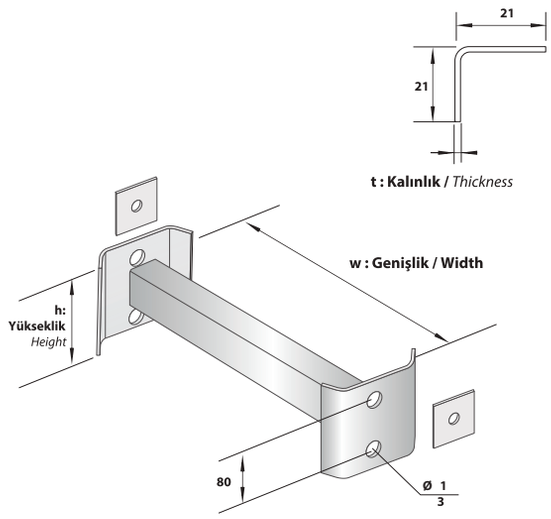

NPI MERDİVEN BASAMAĞI
NPI LADDERS RUNG

Sipariş Kodu *(Order Code)*	h *(mm)*	w *(mm)*	t *(mm)*	Kg/Adet *(Kg/Pcs.)*
BHA-I80-30DL	100	300	2,00	0,339
BHA-I80-40DL	100	400	2,00	0,379
BHA-I80-50DL	100	500	2,00	0,418
BHA-I80-60DL	100	600	2,00	0,458
BHA-I80-70DL	100	700	2,00	0,497
BHA-I80-80DL	100	800	2,00	0,537
BHA-I80-90DL	100	900	2,00	0,577
BHA-I80-100DL	100	1000	2,00	0,616
BHA-I80-110DL	100	1100	2,00	0,656
BHA-I80-120DL	100	1200	2,00	0,695

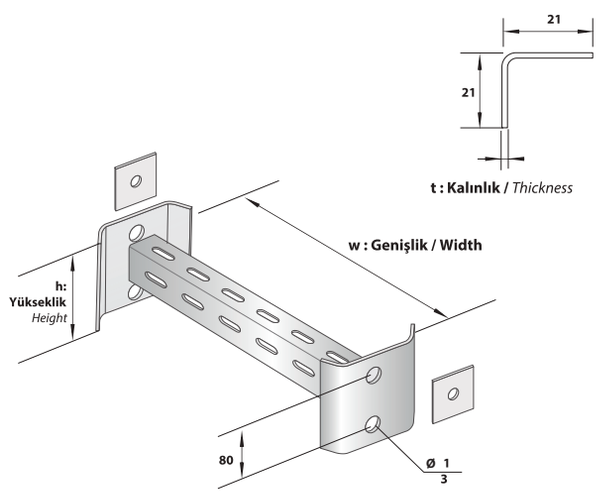

	AÇIKLAMALAR / *INSTRUCTIONS :*
NOT:	Ölçü toleransı ± 3 mm.'dir.
!	Belirtilen ağırlıklar kesim ağırlıklarıdır.
NOTE:	*The dimension tolerance in ± 3 mm*
!	*The indicated weights are the weights before fabrication.*

C PROFİL TAVAN DESTEĞİ
C PROFILE CEILING SUPPORT

Sipariş Kodu *(Order Code)*	w x h *(mm)*	t *(mm)*	L *(mm)*	Kg/Adet *(Kg/Pcs.)*
BHA-CT21-50	42x21	2,00	500	0,942
BHA-CT21-100	42x21	2,00	1000	1,740
BHA-CT21-150	42x21	2,00	1500	2,525
BHA-CT21-200	42x21	2,00	2000	3,310
BHA-CT42-50	42x42	2,00	500	1,269
BHA-CT42-100	42x42	2,00	1000	2,368
BHA-CT42-150	42x42	2,00	1500	3,467
BHA-CT42-200	42x42	2,00	2000	4,567

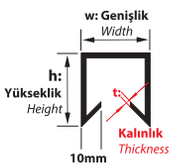

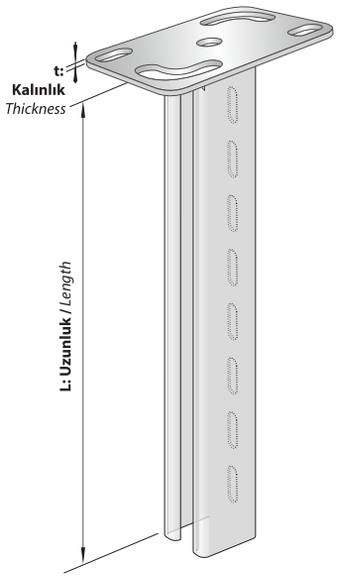

BHA-YSM
YAYLI SOMUN
SPRING NUT

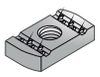

BHA-KS
KARE SOMUN
SQUARE NUT

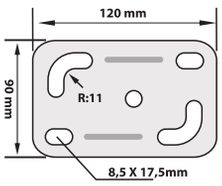

C PROFİL KONSOLLARI
C CLAMPING BRACKET

Sipariş Kodu *(Order Code)*	h *(mm)*	t *(mm)*	L *(mm)*	Kg/Adet *(Kg/Pcs.)*
BHA-CK10	60	2,00	110	0,376
BHA-CK12	60	2,00	160	0,407
BHA-CK15	60	2,00	160	0,469
BHA-CK20	60	2,00	210	0,530
BHA-CK25	60	2,00	260	0,623
BHA-CK30	100	2,00	310	0,684
BHA-CK40	100	2,00	410	0,838
BHA-CK50	100	2,00	510	0,992
BHA-CK60	100	2,00	610	1,146

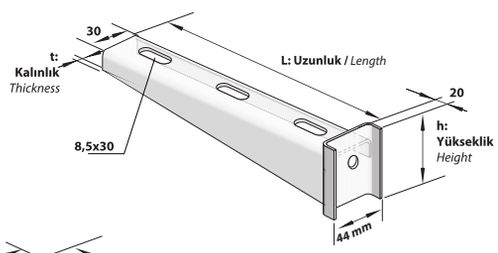

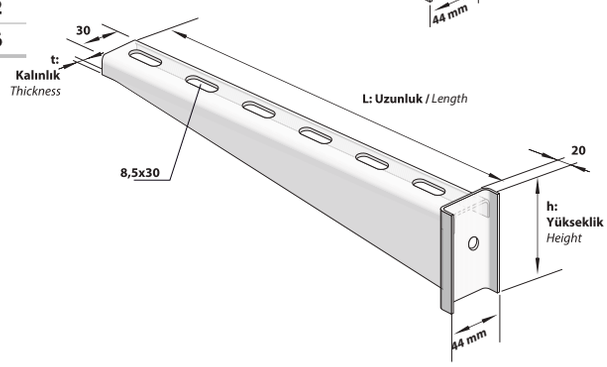

C PROFİL SONLANDIRMA ELEMANI
C PROFILES END CAP

Sipariş Kodu *(Order Code)*	L *(mm)*	h *(mm)*	w *(mm)*	b *(mm)*	t *(mm)*	Kg/Adet *(Kg/Pcs.)*
BHA-CKS04	20	19	40	35	1,20	0,015
BHA-CKS05	20	38	40	35	1,20	0,030

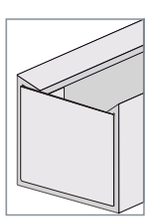

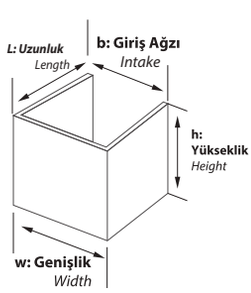

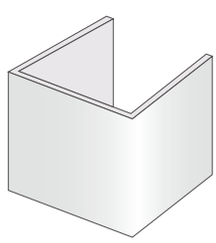

➤	**AÇIKLAMALAR** / *INSTRUCTIONS :*
NOT:	Ölçü toleransı ± 3 mm.'dir.
!	Belirtilen ağırlıklar kesim ağırlıklarıdır.
NOTE:	*The dimension tolerance in ± 3 mm*
!	*The indicated weights are the weights before fabrication.*

Sipariş Kodu *(Order Code)*	L *(mm)*	h *(mm)*	w *(mm)*	t *(mm)*	Kg/Mt *(Kg/Mt)*
BHA-CD21-200.15	2000	21	42	1,50	1,178
BHA-CD21-200.20	2000	21	42	2,00	1,413
BHA-CD21-200.30	2000	21	42	3,00	2,356
BHA-CD21-250.15	2500	21	42	1,50	1,178
BHA-CD21-250.20	2500	21	42	2,00	1,413
BHA-CD21-250.30	2500	21	42	3,00	2,356
BHA-CD21-300.15	3000	21	42	1,50	1,178
BHA-CD21-300.20	3000	21	42	2,00	1,413
BHA-CD21-300.30	3000	21	42	3,00	2,356

C PROFİL
C PROFILE (Strut Channel)

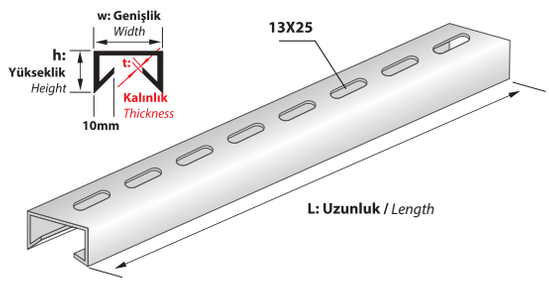

13X25 Delik Ölçülü Profiller M12 Cıvata, Somun ve Çelik Dübel Kullanımına Uygundur.
C Profiles with 13x25mm hole dimension, is suitable for the usage of M12 Bolt, Nut and Anchor Bolt.

Sipariş Kodu *(Order Code)*	L *(mm)*	h *(mm)*	w *(mm)*	t *(mm)*	Kg/Mt *(Kg/Mt)*
BHA-CD42-200.15	2000	42	42	1,50	1,649
BHA-CD42-200.20	2000	42	42	2,00	1,978
BHA-CD42-200.30	2000	42	42	3,00	3,297
BHA-CD42-250.15	2500	42	42	1,50	1,649
BHA-CD42-250.20	2500	42	42	2,00	1,978
BHA-CD42-250.30	2500	42	42	3,00	3,297
BHA-CD42-300.15	3000	42	42	1,50	1,649
BHA-CD42-300.20	3000	42	42	2,00	1,978
BHA-CD42-300.30	3000	42	42	3,00	3,297

C PROFİL
C PROFILE (Strut Channel)

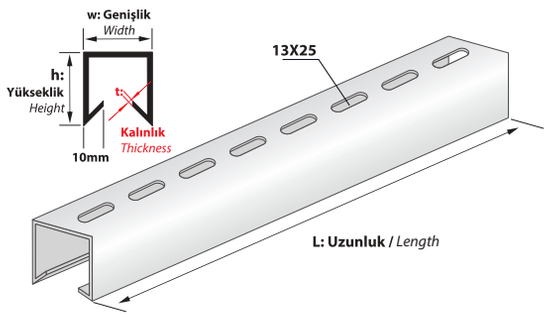

13X25 Delik Ölçülü Profiller M12 Cıvata, Somun ve Çelik Dübel Kullanımına Uygundur.
C Profiles with 13x25mm hole dimension, is suitable for the usage of M12 Bolt, Nut and Anchor Bolt.

Sipariş Kodu *(Order Code)*	L *(mm)*	h *(mm)*	w *(mm)*	t *(mm)*	Kg/Mt *(Kg/Mt)*
BHA-CDD42-200.15	2000	42	42	1,50	1,649
BHA-CDD42-200.20	2000	42	42	2,00	1,978
BHA-CDD42-200.30	2000	42	42	3,00	3,297
BHA-CDD42-250.15	2500	42	42	1,50	1,649
BHA-CDD42-250.20	2500	42	42	2,00	1,978
BHA-CDD42-250.30	2500	42	42	3,00	3,297
BHA-CDD42-300.15	3000	42	42	1,50	1,649
BHA-CDD42-300.20	3000	42	42	2,00	1,978
BHA-CDD42-300.30	3000	42	42	3,00	3,297

DELİKLİ C PROFİL
C PROFILE PERFORATED (Strut Channel)

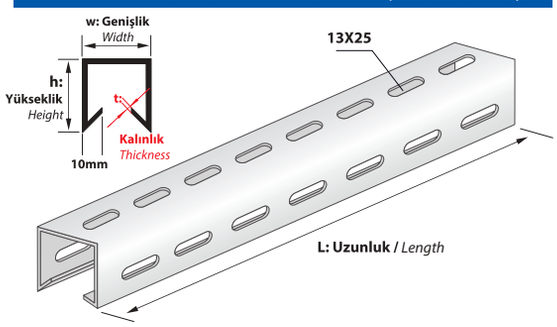

13X25 Delik Ölçülü Profiller M12 Cıvata, Somun ve Çelik Dübel Kullanımına Uygundur.
C Profiles with 13x25mm hole dimension, is suitable for the usage of M12 Bolt, Nut and Anchor Bolt.

Sipariş Kodu *(Order Code)*	L *(mm)*	h *(mm)*	w *(mm)*	t *(mm)*	Kg/Mt *(Kg/Mt)*
BHA-CDD84-200.15	2000	84	42	1,50	3,298
BHA-CDD84-200.20	2000	84	42	2,00	3,956
BHA-CDD84-200.30	2000	84	42	3,00	6,594
BHA-CDD84-250.15	2500	84	42	1,50	3,298
BHA-CDD84-250.20	2500	84	42	2,00	3,956
BHA-CDD84-250.30	2500	84	42	3,00	6,594
BHA-CDD84-300.15	3000	84	42	1,50	3,298
BHA-CDD84-300.20	3000	84	42	2,00	3,956
BHA-CDD84-300.30	3000	84	42	3,00	6,594

C PROFİL (Çiftli)
DOUBLE C PROFILE (DoubleStrut Channel)

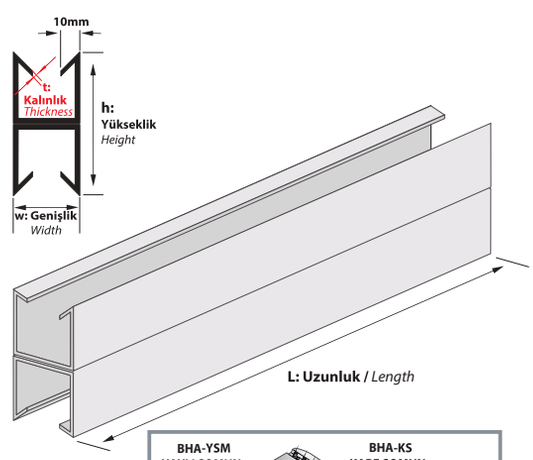

AÇIKLAMALAR / *INSTRUCTIONS :*

NOT: Ölçü toleransı ± 3 mm.'dir.

! Belirtilen ağırlıklar kesim ağırlıklarıdır.

NOTE: *The dimension tolerance in ± 3 mm*

! *The indicated weights are the weights before fabrication.*

! C Profiller M10 Cıvata ve Somun Kullanımına Uygun Olan 11X20 Delik Ölçüsünde de Üretilebilir.
The C Profiles have alternative hole dimension of 11X20 suitable for M10 Bolt and Nut usage as well.

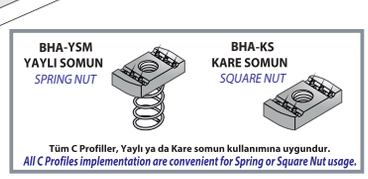

Tüm C Profiller, Yaylı ya da Kare somun kullanımına uygundur.
All C Profiles implementation are convenient for Spring or Square Nut usage.

Sipariş Kodu (Order Code)	L (mm)	h (mm)	w (mm)	t (mm)	Kg/Adet (Kg/Pcs.)
BHA-KC21-100	100	21	42	2,00	0,307
BHA-KC21-150	150	21	42	2,00	0,385
BHA-KC21-200	200	21	42	2,00	0,464
BHA-KC21-250	250	21	42	2,00	0,542
BHA-KC21-300	300	21	42	2,00	0,621
BHA-KC21-400	400	21	42	2,00	0,778
BHA-KC21-500	500	21	42	2,00	0,935
BHA-KC21-600	600	21	42	2,00	1,092
BHA-KC21-1000	1000	21	42	2,00	1,720
BHA-KC21-1200	1200	21	42	2,00	2,034

C PROFİL
CANTILEVER ARM NON-PERFORATED

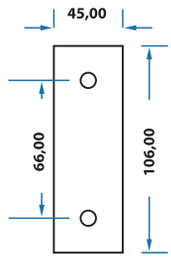

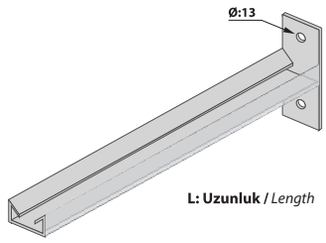

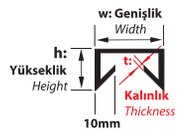

Sipariş Kodu (Order Code)	L (mm)	h (mm)	w (mm)	t (mm)	Kg/Adet (Kg/Pcs.)
BHA-KC42-100	100	42	42	2,00	0,399
BHA-KC42-150	150	42	42	2,00	0,509
BHA-KC42-200	200	42	42	2,00	0,619
BHA-KC42-250	250	42	42	2,00	0,729
BHA-KC42-300	300	42	42	2,00	0,839
BHA-KC42-400	400	42	42	2,00	1,059
BHA-KC42-500	500	42	42	2,00	1,278
BHA-KC42-600	600	42	42	2,00	1,498
BHA-KC42-1000	1000	42	42	2,00	2,377
BHA-KC42-1200	1200	42	42	2,00	2,817

C PROFİL
CANTILEVER ARM NON-PERFORATED

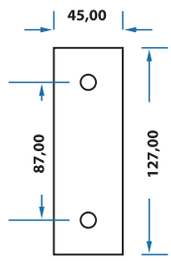

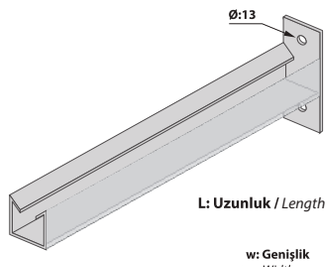

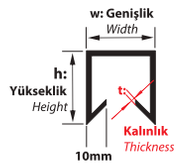

Sipariş Kodu (Order Code)	L (mm)	h (mm)	w (mm)	t (mm)	Kg/Adet (Kg/Pcs.)
BHA-KC84-100	100	84	42	2,00	0,680
BHA-KC84-150	150	84	42	2,00	0,900
BHA-KC84-200	200	84	42	2,00	1,119
BHA-KC84-250	250	84	42	2,00	1,178
BHA-KC84-300	300	84	42	2,00	1,339
BHA-KC84-400	400	84	42	2,00	1,559
BHA-KC84-500	500	84	42	2,00	1,999
BHA-KC84-600	600	84	42	2,00	2,438
BHA-KC84-1000	1000	84	42	2,00	4,636
BHA-KC84-1200	1200	84	42	2,00	5,515

C PROFİL
CANTILEVER ARM NON-PERFORATED

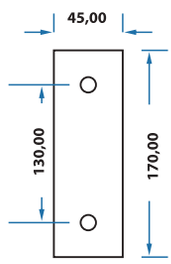

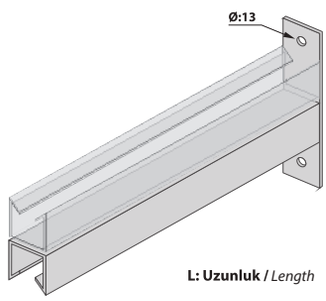

➢	**AÇIKLAMALAR** / *INSTRUCTIONS :*
NOT:	**Ölçü toleransı ± 3 mm.'dir.**
!	**Belirtilen ağırlıklar kesim ağırlıklarıdır.**
NOTE:	***The dimension tolerance in ± 3 mm***
!	***The indicated weights are the weights before fabrication.***

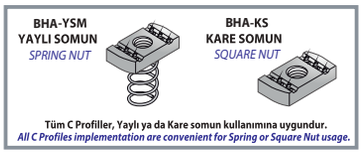

Sipariş Kodu *(Order Code)*	L *(mm)*	h *(mm)*	w *(mm)*	t *(mm)*	Kg/Adet *(Kg/Pcs.)*
BHA-KCD21-100	100	21	42	2,00	0,307
BHA-KCD21-150	150	21	42	2,00	0,385
BHA-KCD21-200	200	21	42	2,00	0,464
BHA-KCD21-250	250	21	42	2,00	0,542
BHA-KCD21-300	300	21	42	2,00	0,621
BHA-KCD21-400	400	21	42	2,00	0,778
BHA-KCD21-500	500	21	42	2,00	0,935
BHA-KCD21-600	600	21	42	2,00	1,092
BHA-KCD21-1000	1000	21	42	2,00	1,720
BHA-KCD21-1200	1200	21	42	2,00	2,034

C PROFİL
CANTILEVER ARM PERFORATED

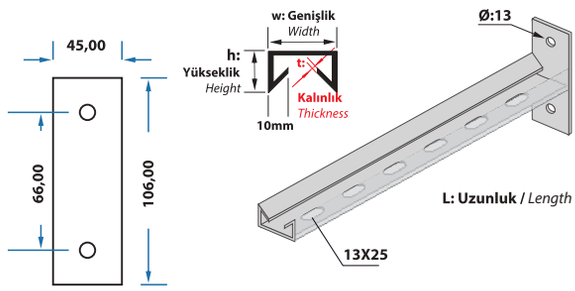

13X25 Delik Ölçülü Profiller M12 Cıvata, Somun ve Çelik Dübel Kullanımına Uygundur.
C Profiles with 13x25mm hole dimension, is suitable for the usage of M12 Bolt, Nut and Anchor Bolt.

Sipariş Kodu *(Order Code)*	L *(mm)*	h *(mm)*	w *(mm)*	t *(mm)*	Kg/Adet *(Kg/Pcs.)*
BHA-KCD42-100	100	42	42	2,00	0,399
BHA-KCD42-150	150	42	42	2,00	0,509
BHA-KCD42-200	200	42	42	2,00	0,619
BHA-KCD42-250	250	42	42	2,00	0,729
BHA-KCD42-300	300	42	42	2,00	0,839
BHA-KCD42-400	400	42	42	2,00	1,059
BHA-KCD42-500	500	42	42	2,00	1,278
BHA-KCD42-600	600	42	42	2,00	1,498
BHA-KCD42-1000	1000	42	42	2,00	2,377
BHA-KCD42-1200	1200	42	42	2,00	2,817

C PROFİL
CANTILEVER ARM PERFORATED

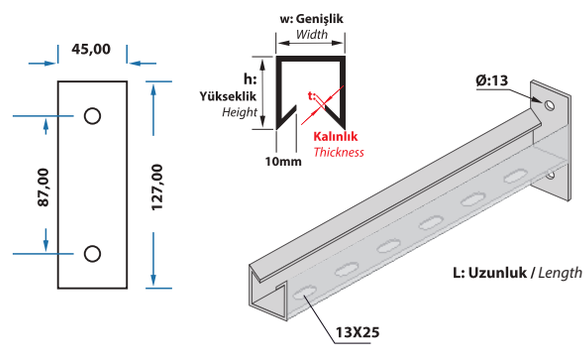

13X25 Delik Ölçülü Profiller M12 Cıvata, Somun ve Çelik Dübel Kullanımına Uygundur.
C Profiles with 13x25mm hole dimension, is suitable for the usage of M12 Bolt, Nut and Anchor Bolt.

Sipariş Kodu *(Order Code)*	L *(mm)*	h *(mm)*	w *(mm)*	t *(mm)*	Kg/Adet *(Kg/Pcs.)*
BHA-KCD84-100	100	84	42	2,00	0,680
BHA-KCD84-150	150	84	42	2,00	0,900
BHA-KCD84-200	200	84	42	2,00	1,119
BHA-KCD84-250	250	84	42	2,00	1,178
BHA-KCD84-300	300	84	42	2,00	1,339
BHA-KCD84-400	400	84	42	2,00	1,559
BHA-KCD84-500	500	84	42	2,00	1,999
BHA-KCD84-600	600	84	42	2,00	2,438
BHA-KCD84-1000	1000	84	42	2,00	4,636
BHA-KCD84-1200	1200	84	42	2,00	5,515

C PROFİL
CANTILEVER ARM PERFORATED

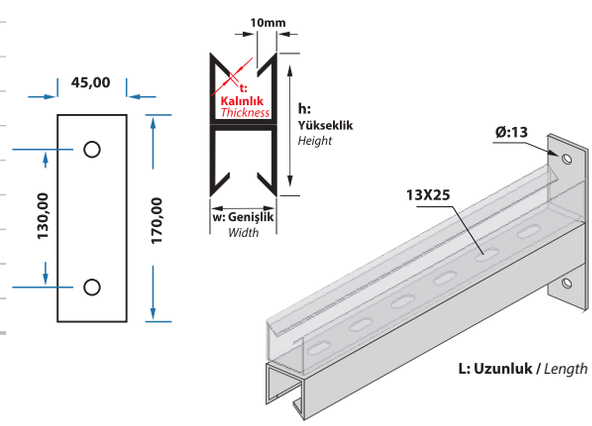

13X25 Delik Ölçülü Profiller M12 Cıvata, Somun ve Çelik Dübel Kullanımına Uygundur.
C Profiles with 13x25mm hole dimension, is suitable for the usage of M12 Bolt, Nut and Anchor Bolt.

➢	**AÇIKLAMALAR** / *INSTRUCTIONS :*
NOT:	**Ölçü toleransı ± 3 mm.'dir.**
!	**Belirtilen ağırlıklar kesim ağırlıklarıdır.**
NOTE:	***The dimension tolerance in ± 3 mm***
!	***The indicated weights are the weights before fabrication.***

! C Profiller M10 Cıvata ve Somun Kullanımına Uygun Olan 11X20 Delik Ölçüsünde de Üretilebilir.
The C Profiles have alternative hole dimension of 11X20 suitable for M10 Bolt and Nut usage as well.

BHA-YSM
YAYLI SOMUN
SPRING NUT

BHA-KS
KARE SOMUN
SQUARE NUT

Tüm C Profiller, Yaylı ya da Kare somun kullanımına uygundur.
All C Profiles implementation are convenient for Spring or Square Nut usage.

Sipariş Kodu *(Order Code)*	L *(mm)*	h *(mm)*	w *(mm)*	t *(mm)*	Kg/Adet *(Kg/Pcs.)*
BHA-KCD1	125	45	45	4,00	0,539
BHA-KCD2	425	45	45	4,00	1,528
BHA-KCD3	725	45	45	4,00	2,517

C PROFİL SABİTLEME ELEMANI *C PROFILES FIXING UNIT*

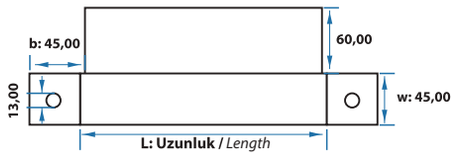

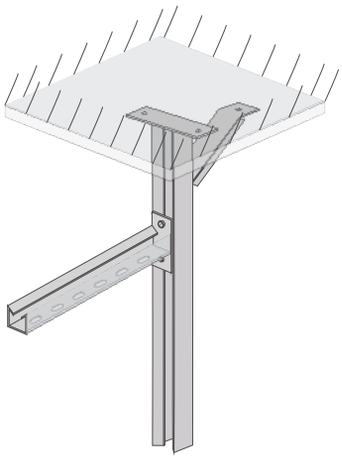

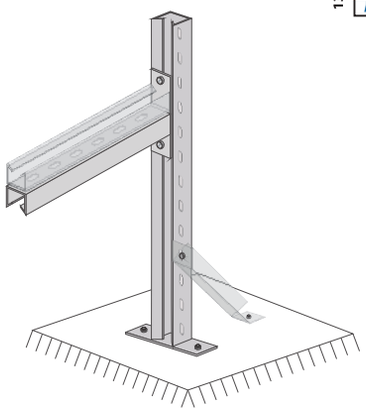

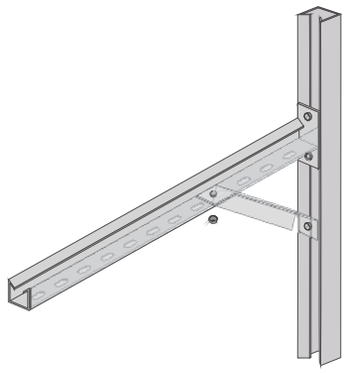

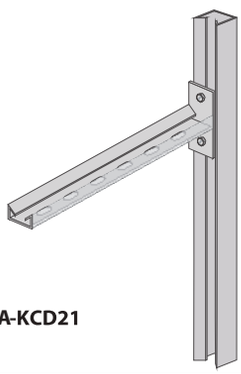
BHA-KCD21

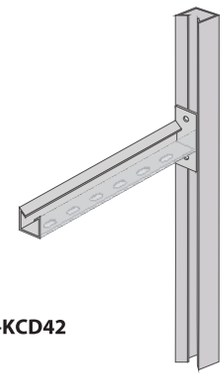
BHA-KCD42

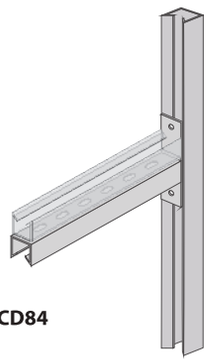
BHA-KCD84

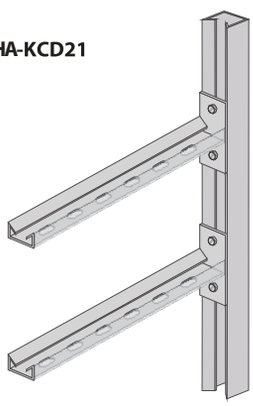
BHA-KCD21

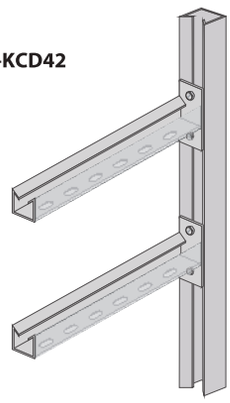
BHA-KCD42

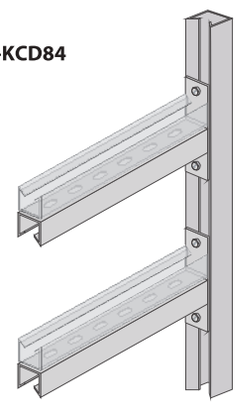
BHA-KCD84

	AÇIKLAMALAR / *INSTRUCTIONS :*
NOT:	Ölçü toleransı ± 3 mm.'dir.
!	Belirtilen ağırlıklar kesim ağırlıklarıdır.
NOTE:	*The dimension tolerance in ± 3 mm*
!	*The indicated weights are the weights before fabrication.*

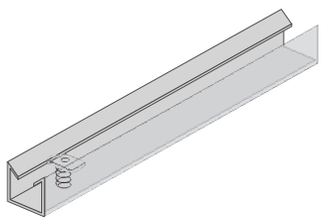

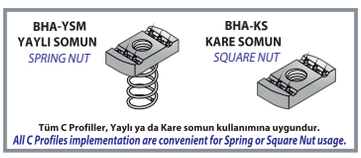

C PROFİL PROFİLİ, I VE U DEMİRE BAĞLANTI ELEMANI
C PROFILE FIXING UNIT WITH U BOLT

Sipariş Kodu (Order Code)	w (mm)	b (mm)	t (mm)	Kg/Adet (Kg/Pcs.)
BHA-ECP1	94	64	5,00	0,236

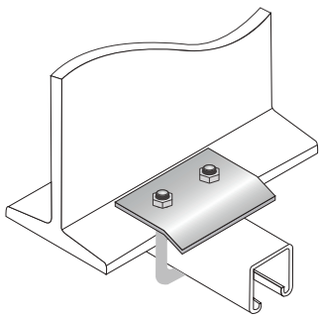

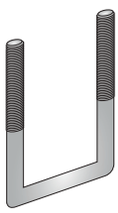

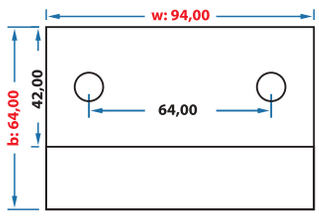

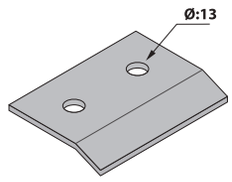

C PROFİL BAĞLANTI ELEMANLARI
90° ANGLE FITTING 136X84mm

Sipariş Kodu (Order Code)	w (mm)	b (mm)	t (mm)	Kg/Adet (Kg/Pcs.)
BHA-ECP2	134	80	5,00	0,563

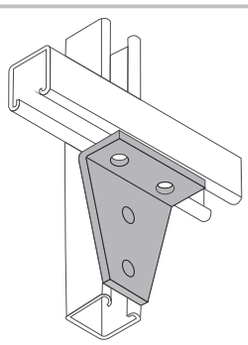

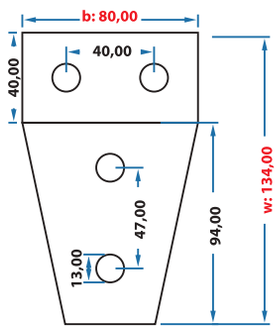

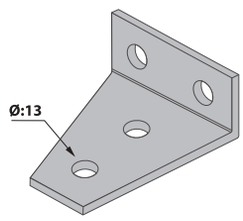

C PROFİL BAĞLANTI ELEMANLARI
FLAT FITTING 126X42mm

Sipariş Kodu (Order Code)	w (mm)	b (mm)	t (mm)	Kg/Adet (Kg/Pcs.)
BHA-ECP3	120	40	5,00	0,189

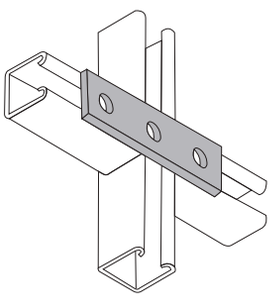

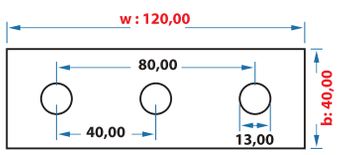

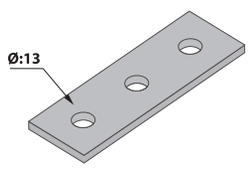

C PROFİL BAĞLANTI ELEMANLARI
FLAT FITTING 126X42mm

Sipariş Kodu (Order Code)	w (mm)	b (mm)	t (mm)	Kg/Adet (Kg/Pcs.)
BHA-ECP4	120	40	5,00	0,314

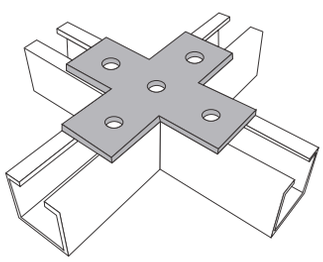

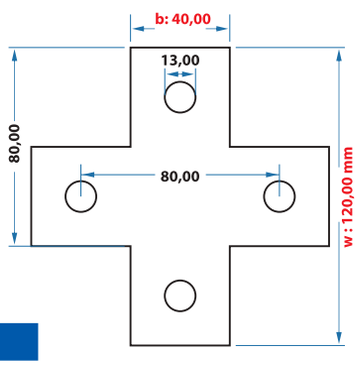

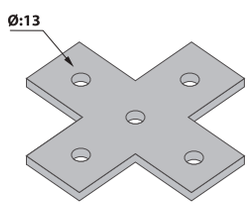

➤	**AÇIKLAMALAR** / *INSTRUCTIONS :*
NOT:	Ölçü toleransı ± 3 mm.'dir.
!	Belirtilen ağırlıklar kesim ağırlıklarıdır.
NOTE:	*The dimension tolerance in ± 3 mm*
!	*The indicated weights are the weights before fabrication.*

BHA-YSM
YAYLI SOMUN
SPRING NUT

BHA-KS
KARE SOMUN
SQUARE NUT

Tüm C Profiller, Yaylı ya da Kare somun kullanımına uygundur.
All C Profiles implementation are convenient for Spring or Square Nut usage.

C PROFİL BAĞLANTI ELEMANLARI
ANGLE FITTING 138X42mm

Sipariş Kodu (Order Code)	w (mm)	b (mm)	t (mm)	Kg/Adet (Kg/Pcs.)
BHA-ECP5	138	40	5,00	0,250

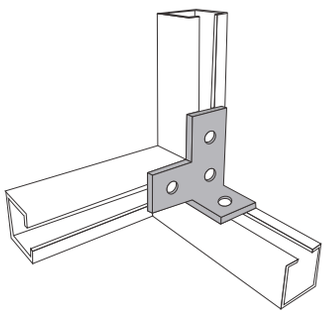

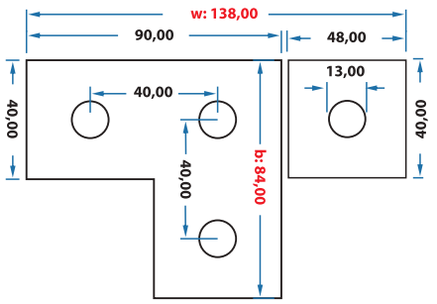

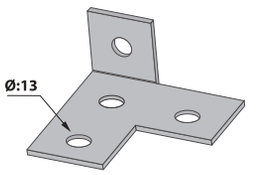

C PROFİL BAĞLANTI ELEMANLARI
84mm FLAT FITTING

Sipariş Kodu (Order Code)	w (mm)	b (mm)	t (mm)	Kg/Adet (Kg/Pcs.)
BHA-ECP6	80	40	5,00	0,126

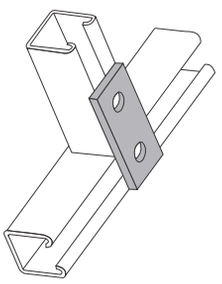

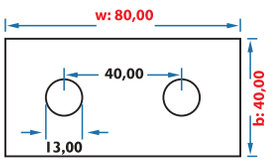

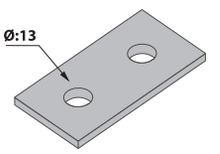

C PROFİL BAĞLANTI ELEMANLARI
90° ANGLE FITTING 104X42mm

Sipariş Kodu (Order Code)	w (mm)	b (mm)	t (mm)	Kg/Adet (Kg/Pcs.)
BHA-ECP7	104	40	5,00	0,228

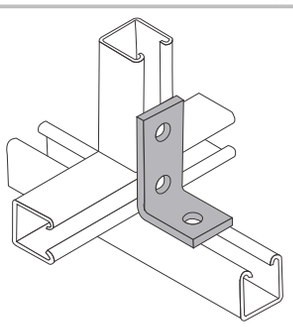

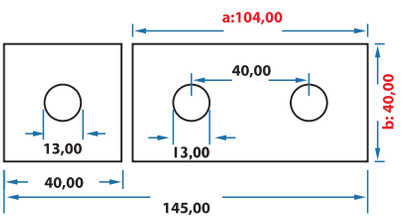

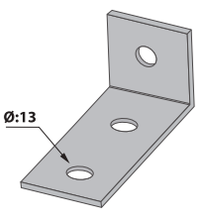

C PROFİL BAĞLANTI ELEMANLARI
90° ANGLE FITTING 47X50mm

Sipariş Kodu (Order Code)	w (mm)	b (mm)	t (mm)	Kg/Adet (Kg/Pcs.)
BHA-ECP8	80	40	5,00	0,126

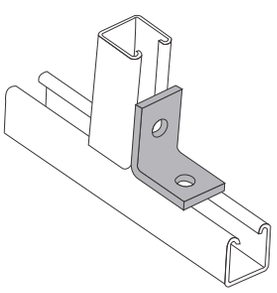

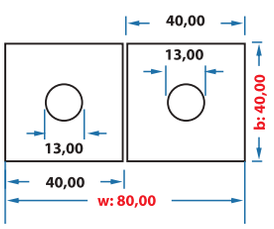

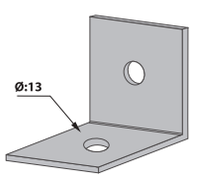

AÇIKLAMALAR / *INSTRUCTIONS :*

NOT: Ölçü toleransı ± 3 mm.'dir.

! Belirtilen ağırlıklar kesim ağırlıklarıdır.

NOTE: *The dimension tolerance in ± 3 mm*

! *The indicated weights are the weights before fabrication.*

BHA-YSM
YAYLI SOMUN
SPRING NUT

BHA-KS
KARE SOMUN
SQUARE NUT

Tüm C Profiller, Yaylı ya da Kare somun kullanımına uygundur.
All C Profiles implementation are convenient for Spring or Square Nut usage.

Sipariş Kodu *(Order Code)*	w *(mm)*	b *(mm)*	t *(mm)*	Kg/Adet *(Kg/Pcs.)*
BHA-ECP9	80	80	5,00	0,188

C PROFİL BAĞLANTI ELEMANLARI
FLAT FITTING 84X84mm

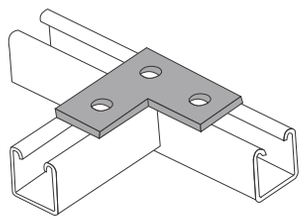

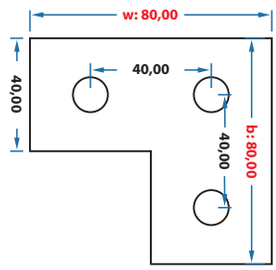

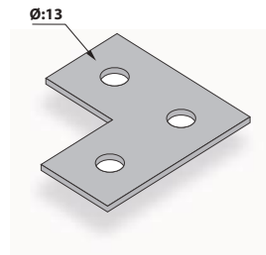

Sipariş Kodu *(Order Code)*	w *(mm)*	b *(mm)*	t *(mm)*	Kg/Adet *(Kg/Pcs.)*
BHA-ECP10	90	40	5,00	0,188

C PROFİL BAĞLANTI ELEMANLARI
135⁰ ANGLE FITTING 90X42mm

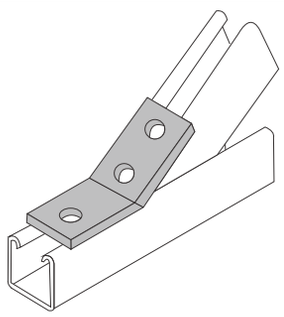

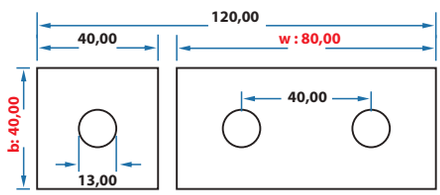

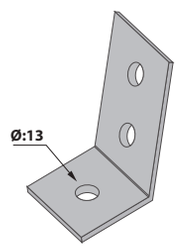

Sipariş Kodu *(Order Code)*	w *(mm)*	b *(mm)*	t *(mm)*	Kg/Adet *(Kg/Pcs.)*
BHA-ECP11	135	80	5,00	0,295

C PROFİL BAĞLANTI ELEMANLARI
BEAM CLAMP WITH M10 FIXING HOLE Suitable for 41x41mm Channel

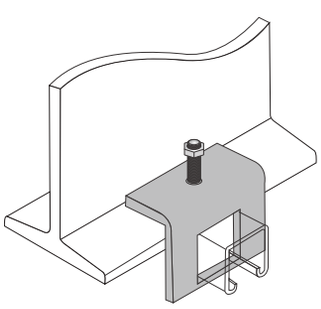

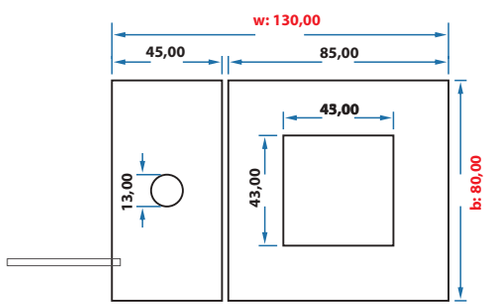

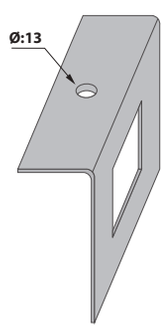

Sipariş Kodu *(Order Code)*	w *(mm)*	b *(mm)*	t *(mm)*	Kg/Adet *(Kg/Pcs.)*
BHA-ECP12	80	80	5,00	0,191

C PROFİL BAĞLANTI ELEMANLARI
80X40mm T FLAT FITTING

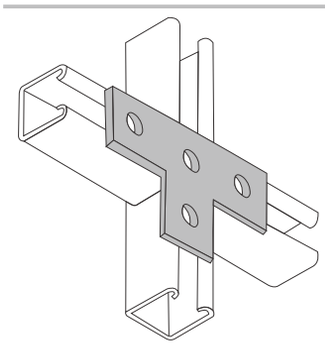

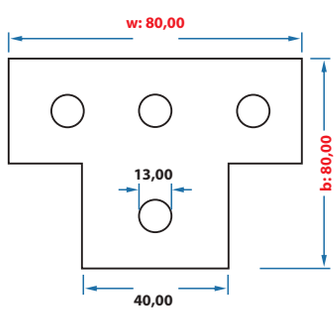

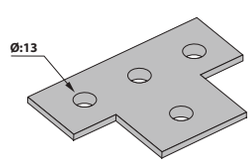

➤	**AÇIKLAMALAR** / *INSTRUCTIONS :*
NOT:	Ölçü toleransı ± 3 mm.'dir.
!	Belirtilen ağırlıklar kesim ağırlıklarıdır.
NOTE:	*The dimension tolerance in ± 3 mm*
!	*The indicated weights are the weights before fabrication.*

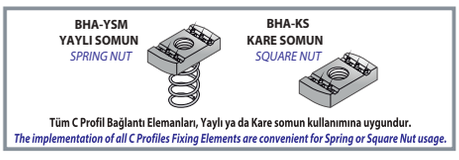

Sipariş Kodu (Order Code)	w (mm)	b (mm)	t (mm)	Kg/Adet (Kg/Pcs.)
BHA-ECP13	120	40	5,00	0,191

C PROFİL BAĞLANTI ELEMANLARI
ANGLE FITTING 126X42mm

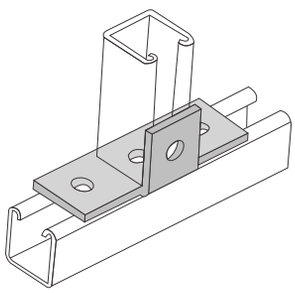

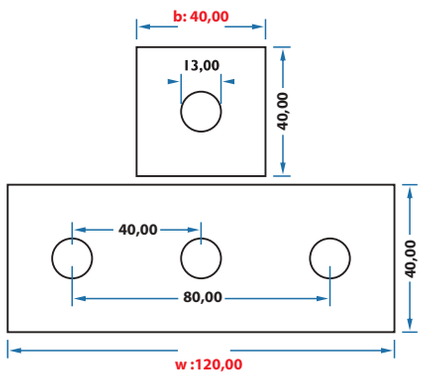

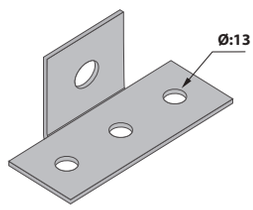

Sipariş Kodu (Order Code)	w (mm)	b (mm)	t (mm)	Kg/Adet (Kg/Pcs.)
BHA-ECP14	144	91	5,00	0,701

C PROFİL BAĞLANTI ELEMANLARI
C PROFILE FIXING ACCESSORIES

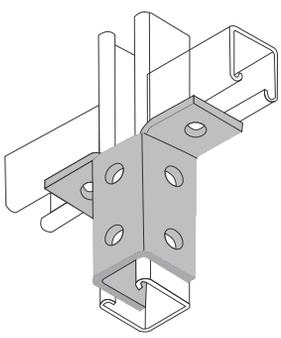

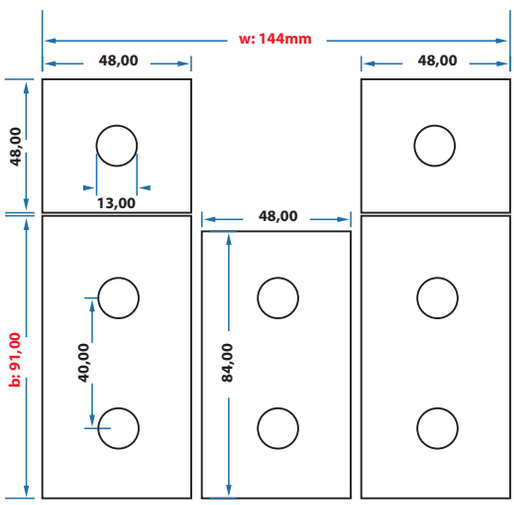

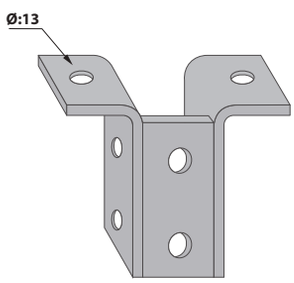

Sipariş Kodu (Order Code)	w (mm)	b (mm)	t (mm)	Kg/Adet (Kg/Pcs.)
BHA-ECP15	121	121	5,00	0,686

C PROFİL BAĞLANTI ELEMANLARI
C PROFILE FIXING ACCESSORIES

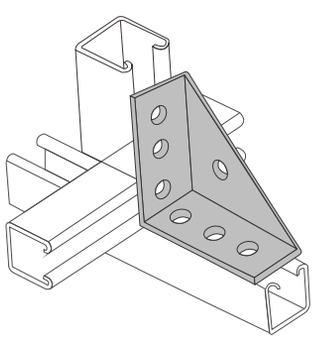

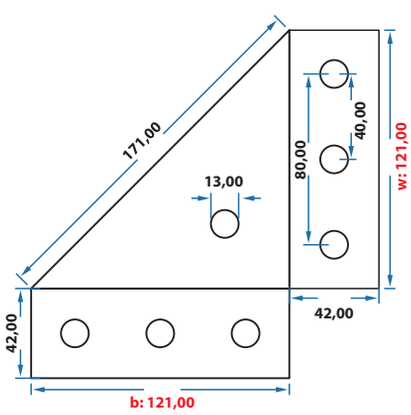

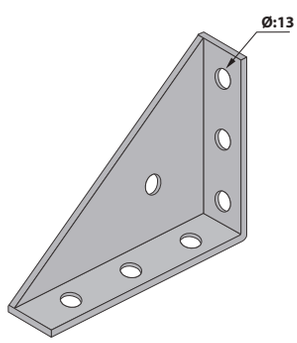

➤	**AÇIKLAMALAR** / *INSTRUCTIONS :*
NOT:	**Ölçü toleransı ± 3 mm.'dir.**
!	**Belirtilen ağırlıklar kesim ağırlıklarıdır.**
NOTE:	***The dimension tolerance in ± 3 mm***
!	***The indicated weights are the weights before fabrication.***

BHA-YSM
YAYLI SOMUN
SPRING NUT

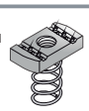

BHA-KS
KARE SOMUN
SQUARE NUT

Tüm C Profil Bağlantı Elemanları, Yaylı ya da Kare somun kullanımına uygundur.
The implementation of all C Profiles Fixing Elements are convenient for Spring or Square Nut usage.

C PROFİL BAĞLANTI ELEMANLARI
LIGHTING SUPPORT

Sipariş Kodu (Order Code)	w (mm)	a (mm)	t (mm)	Kg/Adet (Kg/Pcs.)
BHA-ECP16	95	40	5,00	0,443

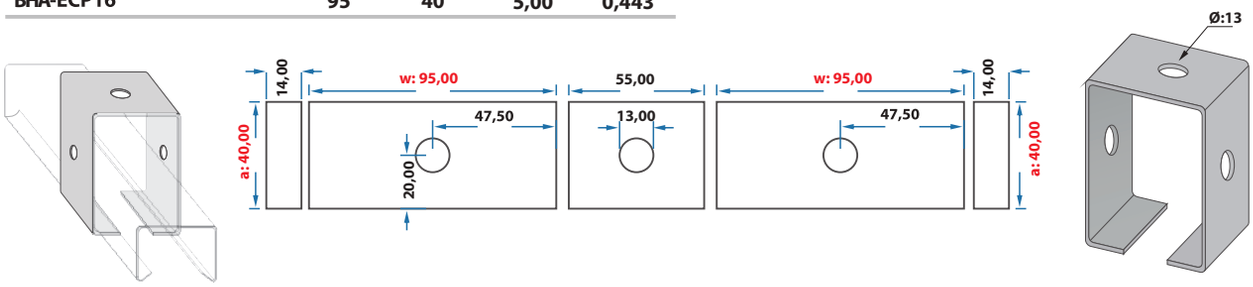

C PROFİL BAĞLANTI ELEMANLARI
63mm BEAM CLAMP

Sipariş Kodu (Order Code)	w (mm)	a (mm)	t (mm)	Kg/Adet (Kg/Pcs.)
BHA-ECP17	63	30	5,00	0,192

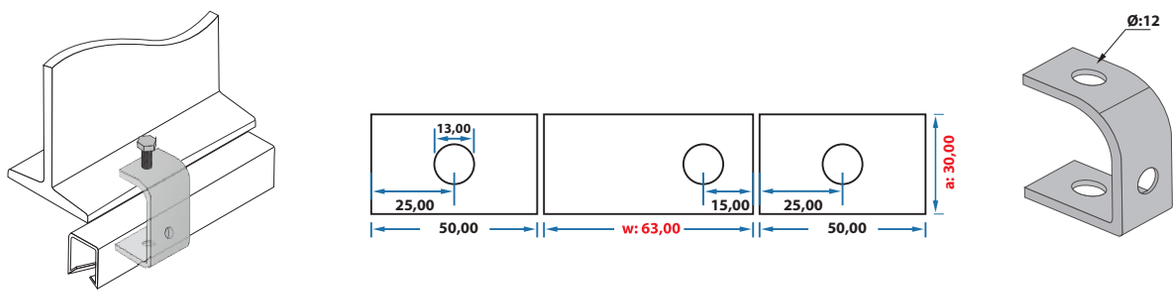

C PROFİL BAĞLANTI ELEMANLARI
25mm BEAM CLAMP

Sipariş Kodu (Order Code)	w (mm)	a (mm)	b (mm)	t (mm)	Kg/Adet (Kg/Pcs.)
BHA-ECP18	63	30	50	5,00	0,147

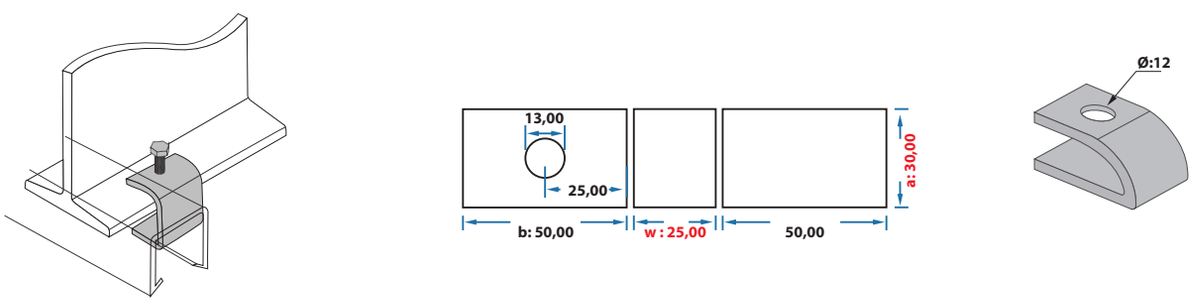

C PROFİL BAĞLANTI ELEMANLARI
90° ANGLE FITTING 105X42

Sipariş Kodu (Order Code)	w (mm)	a (mm)	b (mm)	t (mm)	Kg/Adet (Kg/Pcs.)
BHA-ECP19	180	40	90	5,00	0,320

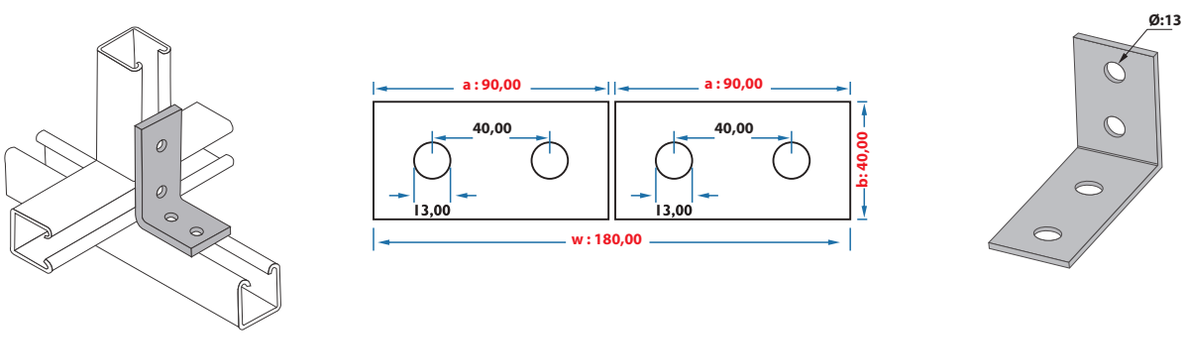

➤	**AÇIKLAMALAR** / *INSTRUCTIONS :*
NOT:	Ölçü toleransı ± 3 mm.'dir.
!	Belirtilen ağırlıklar kesim ağırlıklarıdır.
NOTE:	*The dimension tolerance in ± 3 mm*
!	*The indicated weights are the weights before fabrication.*

BHA-YSM
YAYLI SOMUN
SPRING NUT

BHA-KS
KARE SOMUN
SQUARE NUT

Tüm C Profil Bağlantı Elemanları, Yaylı ya da Kare somun kullanımına uygundur.
The implementation of all C Profiles Fixing Elements are convenient for Spring or Square Nut usage.

C PROFİL BAĞLANTI ELEMANLARI
ANGULAR WING FITTING

Sipariş Kodu (Order Code)	w (mm)	b (mm)	t (mm)	Kg/Adet (Kg/Pcs.)
BHA-ECP20	80	40	5,00	0,227

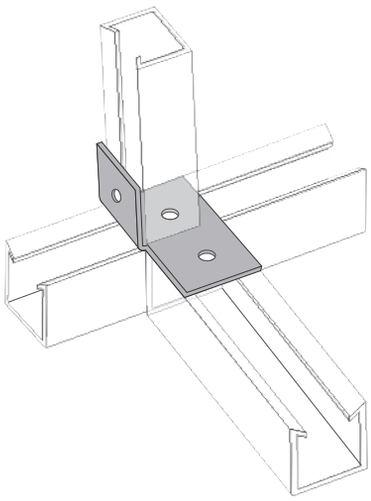

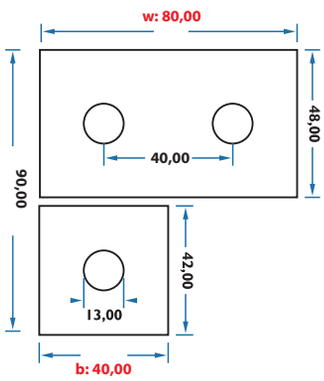

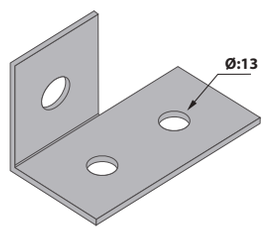

C PROFİL BAĞLANTI ELEMANLARI
FLAT FITTING 48X42mm

Sipariş Kodu (Order Code)	w (mm)	b (mm)	t (mm)	Kg/Adet (Kg/Pcs.)
BHA-ECP21	48	40	5,00	0,079

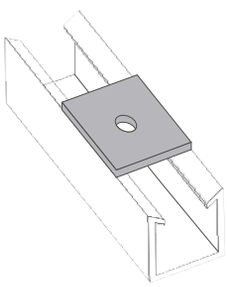

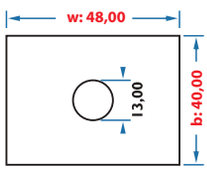

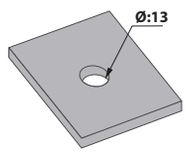

C PROFİL BAĞLANTI ELEMANLARI
EXTERNAL FLANGE CLAMP 60X42mm

Sipariş Kodu (Order Code)	w (mm)	a (mm)	t (mm)	Kg/Adet (Kg/Pcs.)
BHA-ECP22	60	40	5,00	0,099

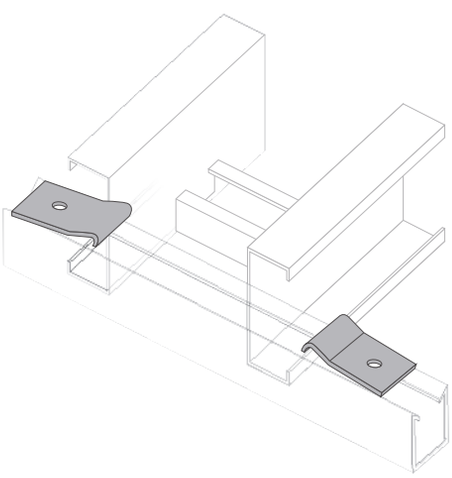

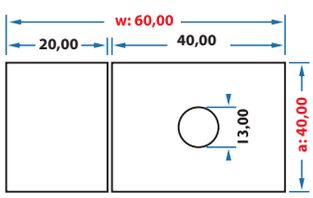

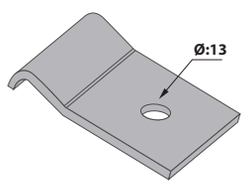

	AÇIKLAMALAR / *INSTRUCTIONS :*
NOT:	**Ölçü toleransı ± 3 mm.'dir.**
!	**Belirtilen ağırlıklar kesim ağırlıklarıdır.**
NOTE:	***The dimension tolerance in ± 3 mm***
!	***The indicated weights are the weights before fabrication.***

BHA-YSM
YAYLI SOMUN
SPRING NUT

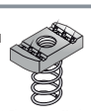

BHA-KS
KARE SOMUN
SQUARE NUT

Tüm C Profil Bağlantı Elemanları, Yaylı ya da Kare somun kullanımına uygundur.
The implementation of all C Profiles Fixing Elements are convenient for Spring or Square Nut usage.

C PROFİL BAĞLANTI ELEMANLARI
CHANNEL BASE PLATE

Sipariş Kodu *(Order Code)*	w *(mm)*	b *(mm)*	t *(mm)*	Kg/Adet *(Kg/Pcs.)*
BHA-ECP23	305	252	3,00	0,443

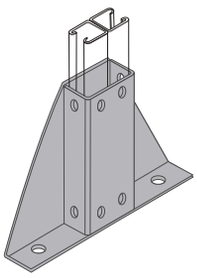

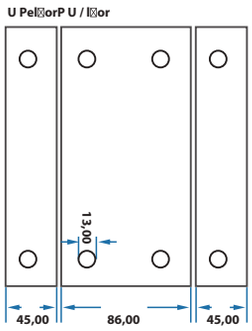

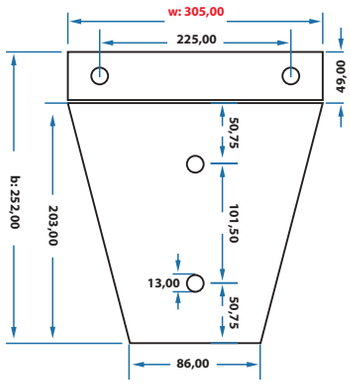

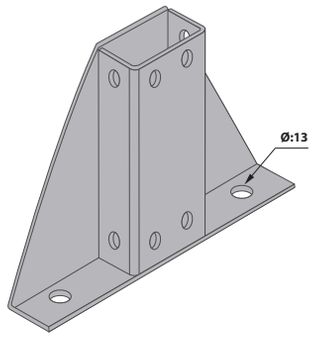

C PROFİL BAĞLANTI ELEMANLARI
CHANNEL BASE PLATE

Sipariş Kodu *(Order Code)*	w *(mm)*	h *(mm)*	t *(mm)*	Kg/Adet *(Kg/Pcs.)*
BHA-ECP24	44	44	5,00	0,270

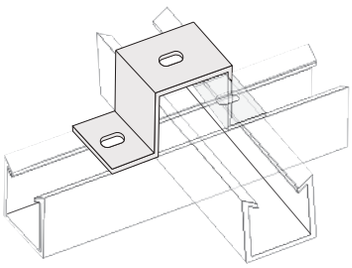

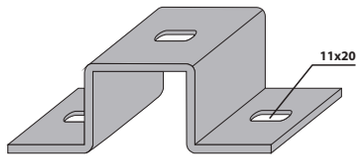

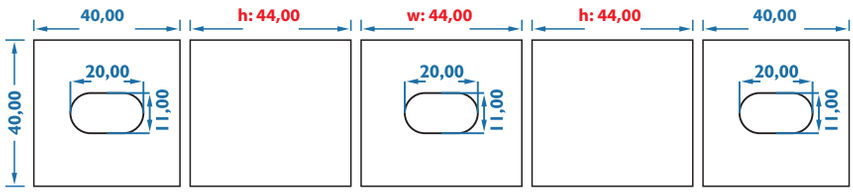

C PROFİL TAVAN TESPİT
CHANNEL BASE PLATE WITH M12 FIXING HOLES FOR 42 x 82mm CHANNEL
CHANNEL BASE PLATE WITH M12 FIXING HOLES FOR 42 x 42mm CHANNEL

Sipariş Kodu *(Order Code)*	a *(mm)*	b *(mm)*	h *(mm)*	w *(mm)*	t *(mm)*	Kg/Adet *(Kg/Pcs.)*
BHA-CTTA42	43	53	90	44	5,00	1,063
BHA-CTTA84	86	96	90	44	5,00	1,215

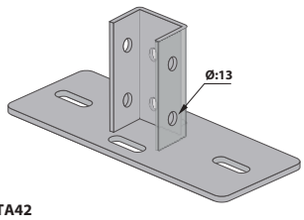

BHA-CTTA42
Channel Base Plate is suitable for usage of 24x24 C Profile

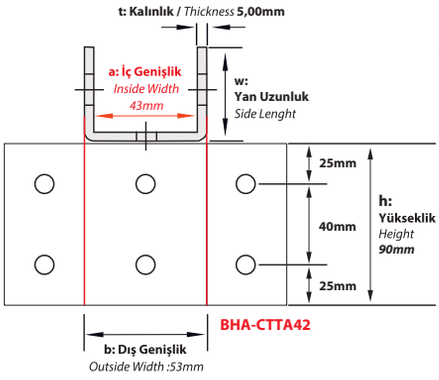

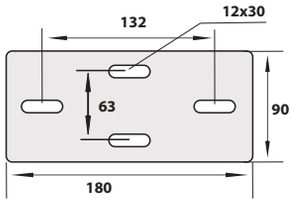

t: Taban Kalınlık
Base Plate Thickness **:5,00mm**

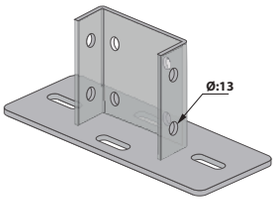

BHA-CTTA84
Channel Base Plate is suitable for usage of 82x42 C Profile

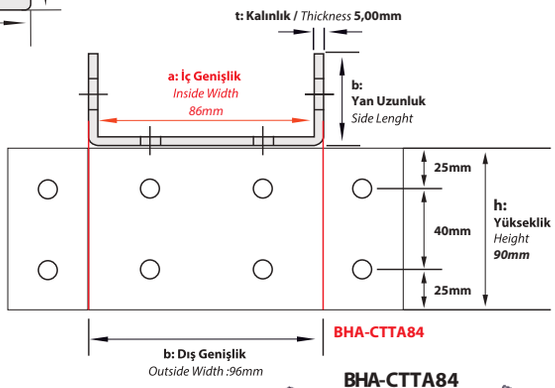

BHA-CTTA42

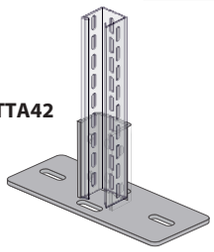

BHA-CTTA84

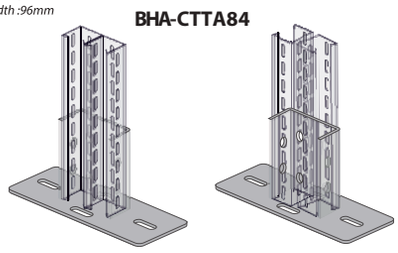

➤	**AÇIKLAMALAR** / *INSTRUCTIONS :*
NOT:	**Ölçü toleransı ± 3 mm.'dir.**
!	**Belirtilen ağırlıklar kesim ağırlıklarıdır.**
NOTE:	***The dimension tolerance in ± 3 mm***
!	***The indicated weights are the weights before fabrication.***

MERDİVEN SABİTLEME ELEMANI
HOLD DOWN CLAMP

Sipariş Kodu (Order Code)	w (mm)	h (mm)	t (mm)	Kg/Adet (Kg/Pcs.)
BHA-HDC40	45	40	2,00	0,078
BHA-HDC50	45	50	2,00	0,085
BHA-HDC60	45	60	2,00	0,092
BHA-HDC100	45	100	2,00	0,120
BHA-HDC125	45	125	2,00	0,138
BHA-HDC150	45	150	2,00	0,155

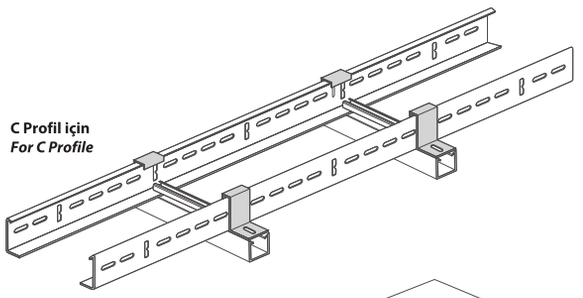

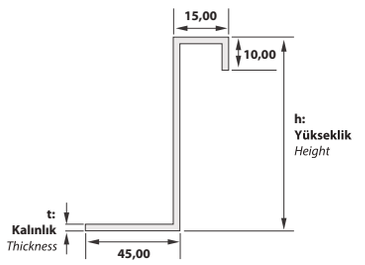

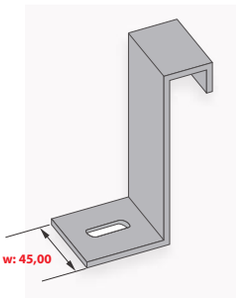

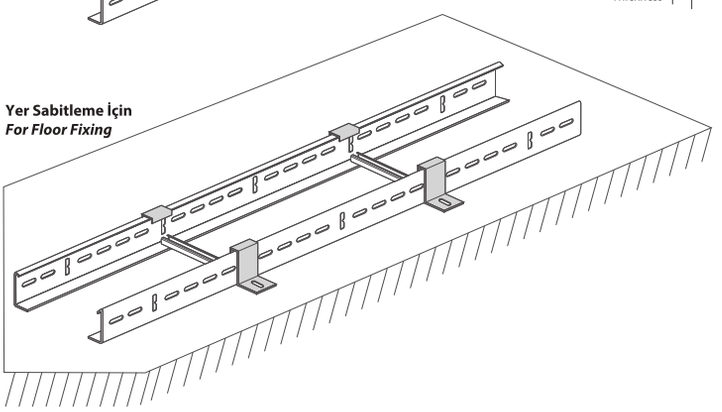

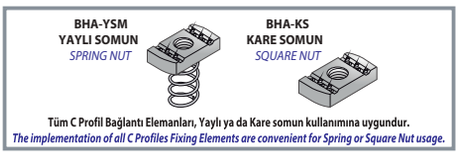

➤	AÇIKLAMALAR / *INSTRUCTIONS :*
NOT:	Ölçü toleransı ± 3 mm.'dir.
!	Belirtilen ağırlıklar kesim ağırlıklarıdır.
NOTE:	*The dimension tolerance in ± 3 mm*
!	*The indicated weights are the weights before fabrication.*

KABLO ÇIKIŞ ELEMANLARI
CABLE DROP OUT UNIT

Sipariş Kodu (Order Code)	w (mm)	h (mm)	L (mm)	t (mm)	Kg/Adet (Kg/Pcs.)
BHA-KC100	50	15	180	2,00	0,153
BHA-KC150	100	15	180	2,00	0,306
BHA-KC200	150	15	180	2,00	0,459
BHA-KC250	200	15	180	2,00	0,612
BHA-KC300	250	15	180	2,00	0,765
BHA-KC400	350	15	180	2,00	1,072
BHA-KC500	450	15	180	2,00	1,378
BHA-KC600	550	15	180	2,00	1,684

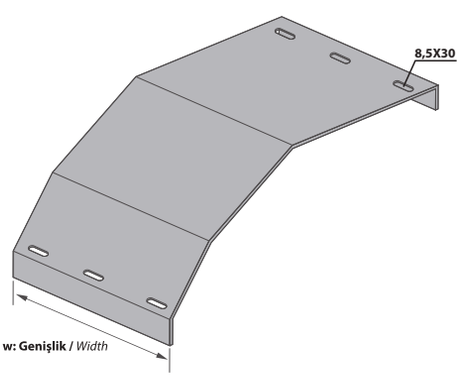

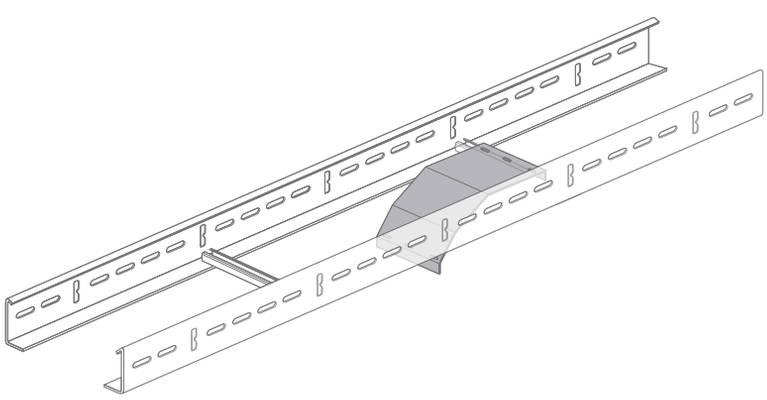

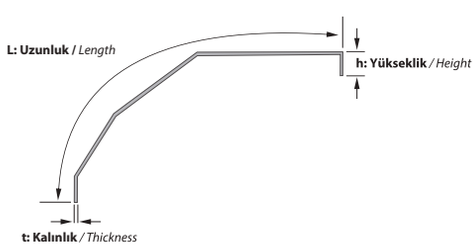

➤	AÇIKLAMALAR / *INSTRUCTIONS :*
NOT:	Ölçü toleransı ± 3 mm.'dir.
!	Belirtilen ağırlıklar kesim ağırlıklarıdır.
NOTE:	*The dimension tolerance in ± 3 mm*
!	*The indicated weights are the weights before fabrication.*

Sipariş Kodu *(Order Code)*	w *(mm)*	b *(mm)*	t *(mm)*	Kg/Adet *(Kg/Pcs.)*
BHA-D	305	252	3,00	0,443

BAĞLANTI ELEMANLARI *FIXING ACCESSORIES*

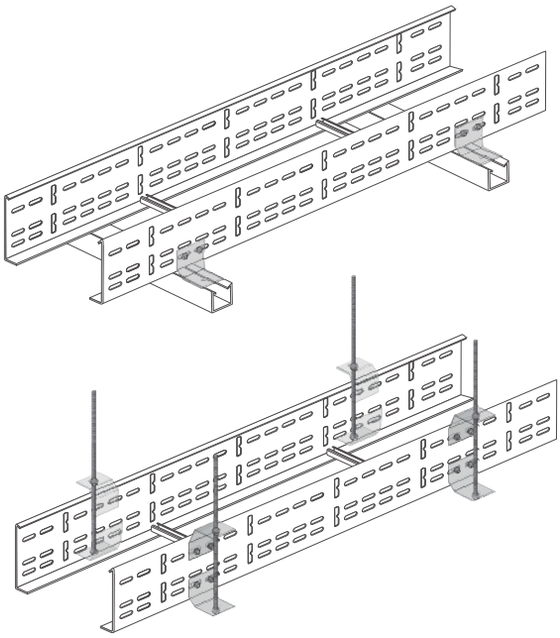

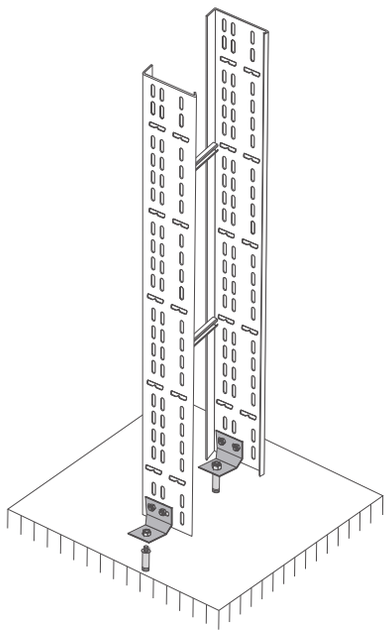

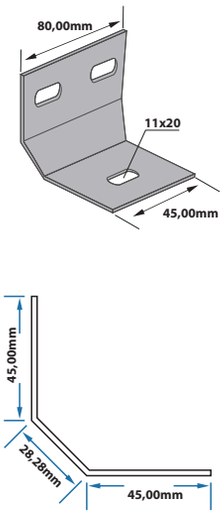

KABLO KANAL VE MERDİVEN DÖNÜŞ SEPERATÖRLERİ *CABLE TRAY AND LADDER HORIZONTAL BEND SEPERATORS*

	Sipariş Kodu *(Order Code)*	w *(mm)*	h *(mm)*	t *(mm)*	Kg/Adet *(Kg/Pcs.)*
KANAL - CABLE TRAY	BHA-DSPK3.12	20	35	1,20	0,777
	BHA-DSPK4.12	20	45	1,20	0,918
	BHA-DSPK5.12	20	55	1,20	1,061
	BHA-DSPK6.15	20	95	1,50	2,031
	BHA-DSPK7.15	20	145	1,50	2,915

	Sipariş Kodu *(Order Code)*	w *(mm)*	h *(mm)*	t *(mm)*	Kg/Adet *(Kg/Pcs.)*
MERDİVEN-LADDER	BHA-DSPM3.12	20	25	1,20	0,636
	BHA-DSPM4.12	20	35	1,20	0,777
	BHA-DSPM5.12	20	45	1,20	0,918
	BHA-DSPM6.15	20	85	1,50	1,855
	BHA-DSPM6.15	20	105	1,50	2,208
	BHA-DSPM6.15	20	135	1,50	2,738

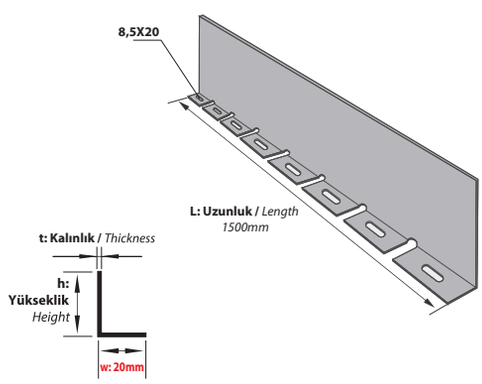

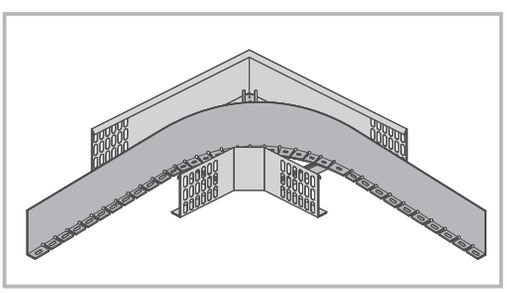

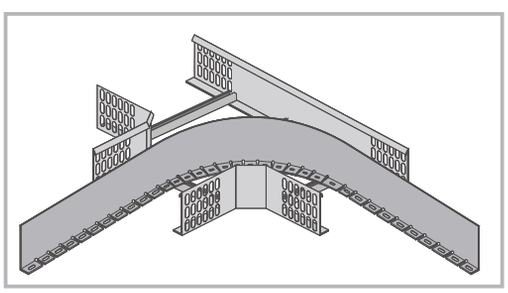

	AÇIKLAMALAR / *INSTRUCTIONS :*
NOT:	Ölçü toleransı ± 3 mm.'dir.
!	Belirtilen ağırlıklar kesim ağırlıklarıdır.
NOTE:	*The dimension tolerance in ± 3 mm*
!	*The indicated weights are the weights before fabrication.*

SOMUN
NUT

Sipariş Kodu (Order Code)	Açıklama (Description)	Kg /Adet (Kg/Pcs.)
BHA-SM8	**M8 SOMUN -** *M8 NUT*	0,005
BHA-SM10	**M10 SOMUN -** *M10 NUT*	0,010
BHA-SM12	**M12 SOMUN -** *M12 NUT*	0,015

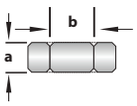

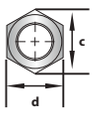

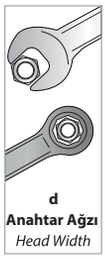

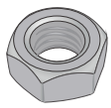

a Yükseklik / *Heihgt* (mm)	b Anma Çapı / *Thread Size* (Metrik - *Metrical*)	c Köşegen / *Diagonal* (mm)	d Anahtar Ağzı / *Head Width* (mm)
6,50	8	14,38	13,00
8,00	10	18,90	17,00
10,00	12	21,10	19,00

FLANŞLI SOMUN
FLANGED NUT

Sipariş Kodu (Order Code)	Açıklama (Description)	Kg /Adet (Kg/Pcs.)
BHA-SFM8	**FLANŞLI M8 SOMUN -** *M8 FLANGED NUT*	0,005
BHA-SFM10	**FLANŞLI M10 SOMUN -** *M10 FLANGED NUT*	0,010
BHA-SFM12	**FLANŞLI M12 SOMUN -** *M12 FLANGED NUT*	0,015

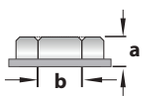

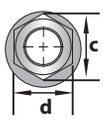

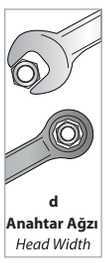

a Yükseklik / *Heihgt* (mm)	b Anma Çapı / *Thread Size* (Metrik - *Metrical*)	c Köşegen / *Diagonal* (mm)	d Anahtar Ağzı / *Head Width* (mm)
8,00	8	14,38	13,00
10,00	10	16,64	17,00
12,00	12	20,03	19,00

BOMBE BAŞLI CIVATA
MUSHROOM HEAD BOLT

Sipariş Kodu (Order Code)	Açıklama (Description)	Kg /Adet (Kg/Pcs.)
BHA-CM8X15 BB	**M8X15 B. B. CIVATA-** *M8X15 ROUND HEAD BOLT*	0,007

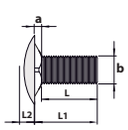

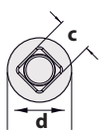

a Boyun Yüksekliği / *Neck Heihgt* (mm)	b Anma Çapı / *Thread Size* (Metrik - *Metrical*)	c Boyun Genişliği / *Neck Width* (mm)	d Kafa Çapı / *Head Dia* (mm)	L (mm)	L1 (mm)	L2 (mm)
4,40	8	8,58	20,65	15,00	26,40	4,12

ALTI KÖŞE BAŞLI CIVATA
HEXAGON HEAD BOLT

Sipariş Kodu (Order Code)	Açıklama (Description)	Kg/Adet (Kg/Pcs.)
BHA-CM8X30 AB	**M8X30 A. B. CIVATA -** *M8X30 HEXAGON BOLT*	0,015
BHA-CM10X30 AB	**M10X30 A. B. CIVATA -** *M10X30 HEXAGON BOLT*	0,025

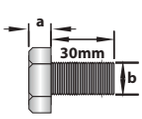

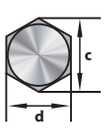

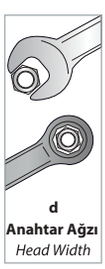



a Boyun Yüksekliği / *Neck Heihgt* (mm)	b Anma Çapı / *Thread Size* (Metrik - *Metrical*)	c Boyun Genişliği / *Neck Width* (mm)	d Kafa Çapı / *Head Dia* (mm)
5,15	8	12,57	13,00
6,25	10	16,57	17,00

DÜZ PUL
PLAIN WASHER

Sipariş Kodu *(Order Code)*	Açıklama *(Description)*	Kg /Adet *(Kg/Pcs.)*
BHA-PM8	**M8 DÜZ PUL -** *M8 PLAIN WASHER*	0,002
BHA-PM10	**M10 DÜZ PUL -** *M10 PLAIN WASHER*	0,006
BHA-PM12	**M12 DÜZ PUL -** *M12 PLAIN WASHER*	0,008

a **Anma Çapı /** *Thread Size (mm)*	b **Anma Çapı /** *Thread Size* (**Metrik** - *Metrical)*	t **Kalınlık /** *Thread Size (mm)*
8,40	8	1,80
10,50	10	2,20
13,00	12	2,70

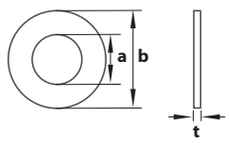

YAYLI PUL
SPRING WASHER

Sipariş Kodu *(Order Code)*	Açıklama *(Description)*	Kg /Adet *(Kg/Pcs.)*
BHA-YPM8	**M8 YAYLI PUL -** *M8 SPRING WASHER*	0,002
BHA-YPM10	**M10 YAYLI PUL -** *M10 SPRING WASHER*	0,006
BHA-YPM12	**M12 YAYLI PUL -** *M12 SPRING WASHER*	0,008

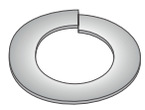

a **Yükseklik /** *Heihgt (mm)*	b **Anma Çapı /** *Thread Size* (**Metrik** - *Metrical)*	t **Kalınlık /** *Thread Size (mm)*	h **Yükseklik /** *Height (mm)*
8,50	14,80	2,10	4,00
10,70	18,10	2,35	4,40
12,70	21,10	2,65	5,00

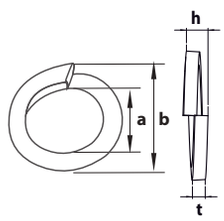

TIRTILLI PUL
LOCK WASHER

Sipariş Kodu *(Order Code)*	Açıklama *(Description)*	Kg /Adet *(Kg/Pcs.)*
BHA-TPM8	**M8 TIRTILLI PUL -** *M8 LOCK WASHER*	0,002
BHA-TPM10	**M10 TIRTILLI PUL -** *M10 LOCK WASHER*	0,006
BHA-TPM12	**M12 TIRTILLI PUL -** *M12 LOCK WASHER*	0,008



a **Anma Çapı /** *Thread Size (mm)*	b **Anma Çapı /** *Thread Size* (**Metrik** - *Metrical)*	t **Kalınlık /** *Thread Size (mm)*
8,40	14,57	1,50
10,50	17,57	1,60
13,00	19,95	1,60

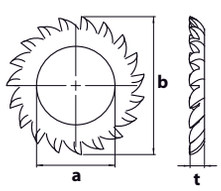

SAC GÖMLEKLİ DÜBEL
SLEEVE ANCHOR

Sipariş Kodu (Order Code)	Açıklama (Description)	Kg/Adet (Kg/Pcs.)
BHA-ÇD1	**M6 SAC GÖMLEKLİ DÜBEL** - *M6 SLEVE ANCHOR*	0,015
BHA-ÇD2	**M8 SAC GÖMLEKLİ DÜBEL** - *M8 SLEVE ANCHOR*	0,030
BHA-ÇD3	**M10 SAC GÖMLEKLİ DÜBEL** - *M10 SLEVE ANCHOR*	0,066
BHA-ÇD4	**M12 SAC GÖMLEKLİ DÜBEL** - *M12 SLEVE ANCHOR*	0,110

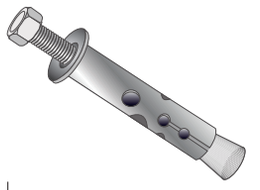

a (mm)	L (mm)	L1 (mm)	b (M)	e (mm)	Sıkma Torku Tightening Torque	Emniyetli Çekme Yükü Safe Tensile Load
8,00	35	35	6,00	1,00	24,00 N/m	1,50 kN
10,00	40	35	8,00	1,00	28,00 N/m	2,00 kN
12,00	70	65	10,00	1,00	65,00 N/m	3,10 kN
16,00	70	65	12,00	1,20	115,00 N/m	5,00 kN

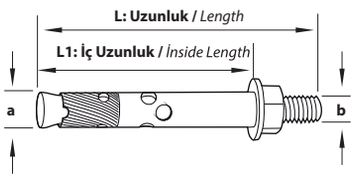

S TİPİ (KIRMIZI TAPALI) DÜBEL
DROP IN ANCHOR (S TYPE)

Sipariş Kodu (Order Code)	Açıklama (Description)	Kg/Adet (Kg/Pcs.)
BHA-ÇÇD1	**M6 S TİPİ DÜBEL** - *M6 S TYPE ANCHOR*	0,012
BHA-ÇÇD2	**M8 S TİPİ DÜBEL** - *M8 S TYPE ANCHOR*	0,016
BHA-ÇÇD3	**M10 S TİPİ DÜBEL** - *M10 S TYPE ANCHOR*	0,027
BHA-ÇÇD4	**M12 S TİPİ DÜBEL** - *M12 S TYPE ANCHOR*	0,045

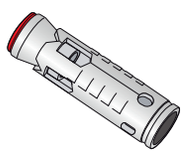

a (mm)	L (mm)	b (M)	Sıkma Torku Tightening Torque	Emniyetli Çekme Yükü Safe Tensile Load
10,00	46	6	22,00 N/m	0,75 kN
12,00	50	8	60,00 N/m	3,50 kN
15,00	55	10	78,00 N/m	5,00 kN
18,00	80	12	115,00 N/m	7,50 kN

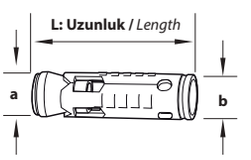

Tij İçin (For Threaded Rod)

BORU GÖMLEKLİ DÜBEL *FIX*
BOLT ANCHOR

Sipariş Kodu (Order Code)	Açıklama (Description)	Kg/Adet (Kg/Pcs.)
BHA-ÇÇB1	**M6 S TİPİ DÜBEL** - *M6 S TYPE ANCHOR*	0,023
BHA-ÇÇB2	**M8 S TİPİ DÜBEL** - *M8 S TYPE ANCHOR*	0,042
BHA-ÇÇB3	**M10 S TİPİ DÜBEL** - *M10 S TYPE ANCHOR*	0,077
BHA-ÇÇB4	**M12 S TİPİ DÜBEL** - *M12 S TYPE ANCHOR*	0,110

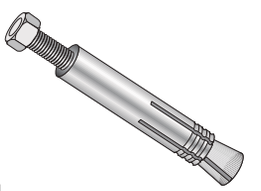

a (mm)	L (mm)	L1 (mm)	b (M)	t (mm)	Sıkma Torku Tightening Torque	Emniyetli Çekme Yükü Safe Tensile Load
10,00	50	45	6,00	1,00	24,00 N/m	5,00 kN
13,00	62	45	8,00	1,20	45,00 N/m	9,00 kN
15,00	70	55	10,00	1,20	65,00 N/m	9,00 kN
16,00	90	75	12,00	1,20	90,00 N/m	11,00 kN

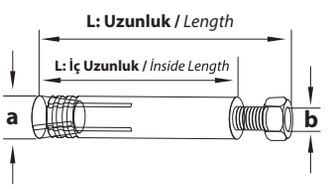

ÇAKMA (KOVAN) TİPİ DÜBEL
DROP IN ANCHOR

Sipariş Kodu (Order Code)	Açıklama (Description)	Kg/Adet (Kg/Pcs.)
BHA-ÇK1	**M6 S TİPİ DÜBEL** - *M6 S TYPE ANCHOR*	0,009
BHA-ÇK2	**M8 S TİPİ DÜBEL** - *M8 S TYPE ANCHOR*	0,013
BHA-ÇK3	**M10 S TİPİ DÜBEL** - *M10 S TYPE ANCHOR*	0,023
BHA-ÇK4	**M12 S TİPİ DÜBEL** - *M12 S TYPE ANCHOR*	0,048

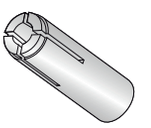

a (mm)	b (M)	L (mm)	L1 (mm)	Sıkma Torku Tightening Torque	Emniyetli Çekme Yükü Safe Tensile Load
10,00	8	25	10	5,00 N/m	1,00 kN
12,00	10	30	12	10,00 N/m	1,80 kN
15,00	12	40	15	20,00 N/m	3,70 kN
18,00	15	50	18	40,00 N/m	5,70 kN

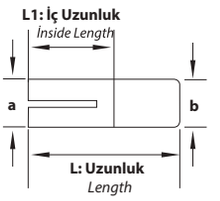

ASKI TİJİ
THREADED ROD

Sipariş Kodu *(Order Code)*	Açıklama *(Description)*	a *(mm)*	L *(mm)*	Kg/Adet *(Kg/Pcs.)*
BHA-ETM8-1000	M8X1000 ASKI TİJİ *Hanging Rod*	M8	1000	0,300
BHA-ETM8-2000	M8X2000 ASKI TİJİ *Hanging Rod*	M8	2000	0,600
BHA-ETM10-1000	M10X1000 ASKI TİJİ *Hanging Rod*	M10	1000	0,470
BHA-ETM10-2000	M10X2000 ASKI TİJİ *Hanging Rod*	M10	2000	0,940
BHA-ETM12-1000	M12X1000 ASKI TİJİ *Hanging Rod*	M12	1000	0,690
BHA-ETM12-2000	M12X2000 ASKI TİJİ *Hanging Rod*	M12	2000	1,380

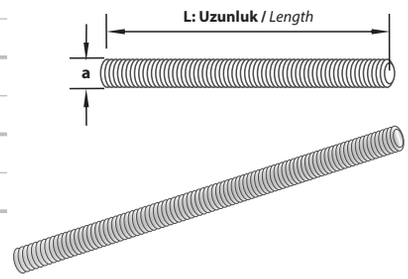

UZATMA SOMUN
EXTENSION NUT

Sipariş Kodu *(Order Code)*	Açıklama *(Description)*	Kg/Adet *(Kg/Pcs.)*
BHA-M8U	M8 UZATMA KOVANI - *Extension Bolt*	0,040
BHA-M10U	M10 UZATMA KOVANI - *Extension Bolt*	0,104
BHA-M12U	M12 UZATMA KOVANI - *Extension Bolt*	0,120

a Yükseklik / *Heihgt (mm)*	b Anma Çapı / *Thread Size* (Metrik - *Metrical*)	c Köşegen / *Diagonal (mm)*	d Anahtar Ağzı / *Head Width (mm)*
40	8	14,38	13,00
40	10	18,90	17,00
40	12	21,10	19,00

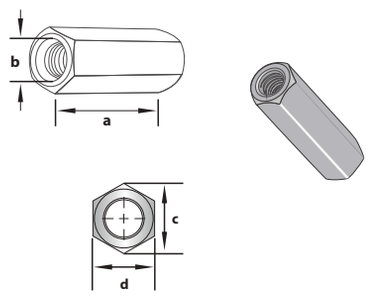

MONTAJ SOMUNLARI
MOUNTING NUTS

Sipariş Kodu *(Order Code)*	Açıklama *(Description)*	Kg/Adet *(Kg/Pcs.)*
BHA-SMKY8	M8 YAYLI SOMUN *Spring Nut*	0,038
BHA-SMKY10	M10 YAYLI SOMUN *Spring Nut*	0,039
BHA-KS10	M10 KARE SOMUN *Square Nut*	0,041

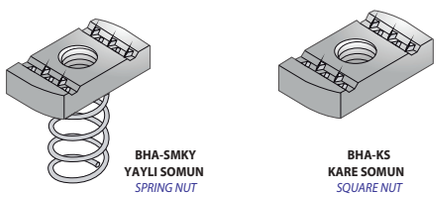
BHA-SMKY
YAYLI SOMUN
SPRING NUT

BHA-KS
KARE SOMUN
SQUARE NUT

ASKI MENGENESİ
BEAM CLAMP

Sipariş Kodu *(Order Code)*	Açıklama *(Description)*	Kg/Adet *(Kg/Pcs.)*
BHA-MG1	M8 MENGENE - *Beam Clamp*	0,120
BHA-MG2	M10 MENGENE - *Beam Clamp*	0,130
BHA-MG3	M8 AYARLI MENGENE - *Adjustable Beam Clamp*	0,150
BHA-MG4	M10 AYARLI MENGENE - *Adjustable Beam Clamp*	0,160


BHA-MG1
BHA-MG2
MENGENE - *Beam Clamp*

BHA-MG3
BHA-MG4
AYARLI MENGENE - *Adjustable Beam Clamp*

KOPİLYA
SPLIT PINS

Sipariş Kodu *(Order Code)*	Açıklama *(Description)*	a *(mm)*	L *(mm)*	L1 *(mm)*	Kg/Adet *(Kg/Pcs.)*
BHA-K8X80	KOPİLYA -Split Pin M8		80	105	0,030

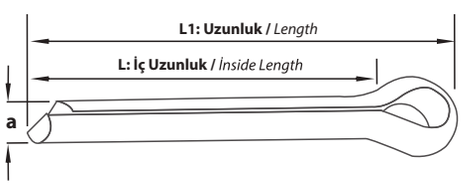



Beha

Tel Kablo Kanalları

Wire Mesh Cable Trays

Tel Kablo Kanalları
Wire Mesh Cable Trays

161 Tel Örgü Kablo Kanalı h:35mm / *Wire Mesh Cable Trays h:35mm*

162 Tel Örgü Kablo Kanalı h:55mm / *Wire Mesh Cable Trays h:55mm*

163 Tel Örgü Kablo Kanalı h:105mm / *Wire Mesh Cable Trays h:105mm*

164 Tel Örgü Kablo Kanalı Ek Elemanı / *Wire Mesh Cable Trays Joint Pieces*

165 Uygulama Örnekleri / *INSTALLATION Examples*

166 Uygulama Örnekleri / *INSTALLATION Examples*

167 Uygulama Örnekleri / *INSTALLATION Examples*

Sipariş Kodu *(Order Code)*	w *(mm)*	h *(mm)*	t *(mm)*	Kg/Mt *(Kg/Mt)*
BHA-10TK1.35	100	35	4,00	0,523
BHA-15TK1.35	150	35	4,00	0,665
BHA-20TK1.35	200	35	4,00	0,808
BHA-25TK1.35	250	35	4,00	0,951
BHA-30TK1.35	300	35	4,00	1,093
BHA-40TK1.35	400	35	4,00	1,378
BHA-50TK1.35	500	35	4,00	1,664
BHA-60TK1.35	600	35	4,00	1,949

TEL ÖRGÜ KABLO KANALI
WIRE MESH CABLE TRAYS

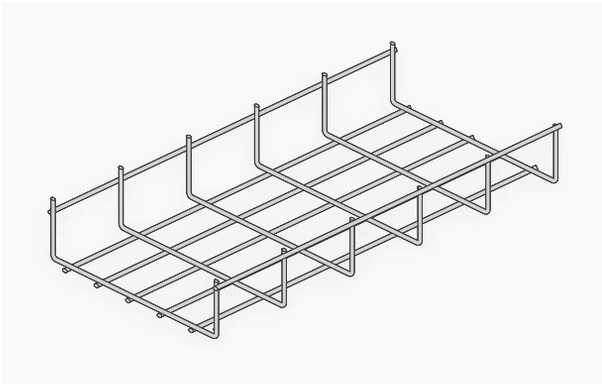

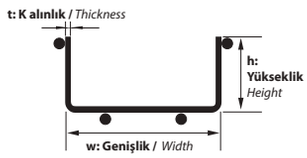

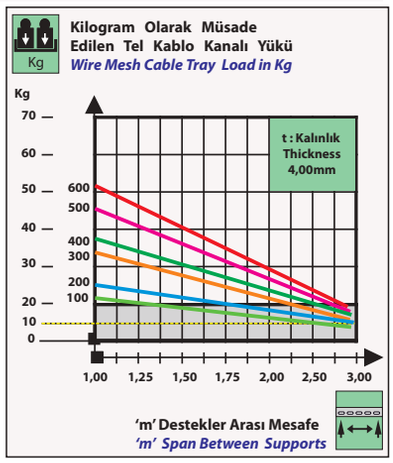

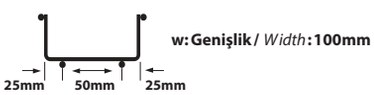

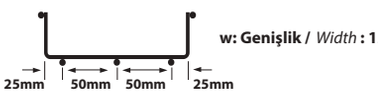

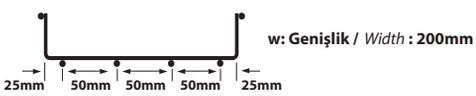

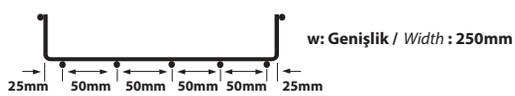

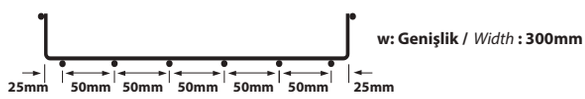

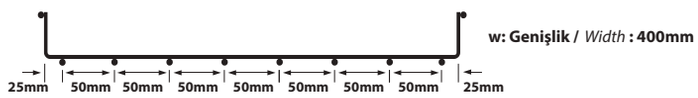

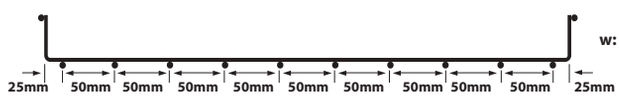

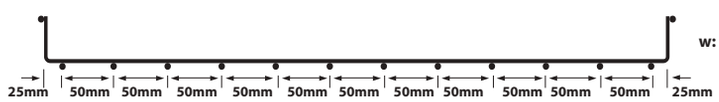

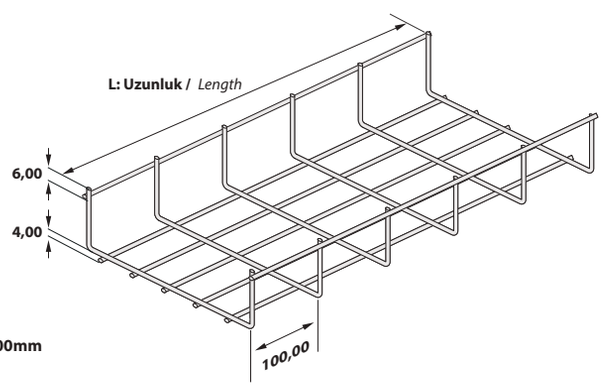

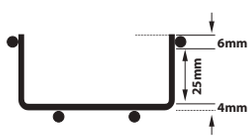

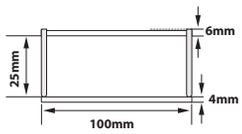

AÇIKLAMALAR / *INSTRUCTIONS :*

Not:	**Standart uzunluk 3000mm.**
!	**Tel kanallarda ölçü toleransı ± 3 mm'dir.**
Note:	***Standart length is 3000mm.***
!	***The dimension tolerance in Wire Mesh Cable Trays is ± 3 mm***

Sipariş Kodu *(Order Code)*	w *(mm)*	h *(mm)*	t *(mm)*	Kg/Mt *(Kg/Mt)*
BHA-05TK1.55	50	55	4,00	0,651
BHA-10TK1.55	100	55	4,00	0,793
BHA-15TK1.55	150	55	4,00	0,935
BHA-20TK1.55	200	55	4,00	1,076
BHA-25TK1.55	250	55	4,00	1,218
BHA-30TK1.55	300	55	4,00	1,360
BHA-40TK1.55	400	55	4,00	1,643
BHA-50TK1.55	500	55	4,00	1,926
BHA-60TK1.55	600	55	4,00	2,210

TEL ÖRGÜ KABLO KANALI
WIRE MESH CABLE TRAYS

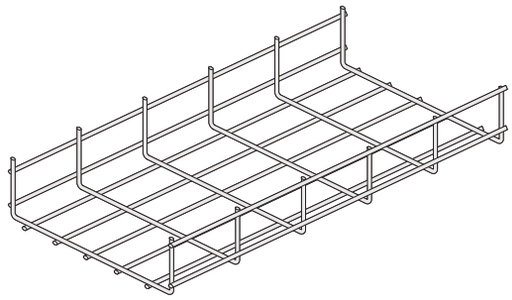

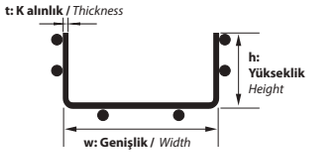

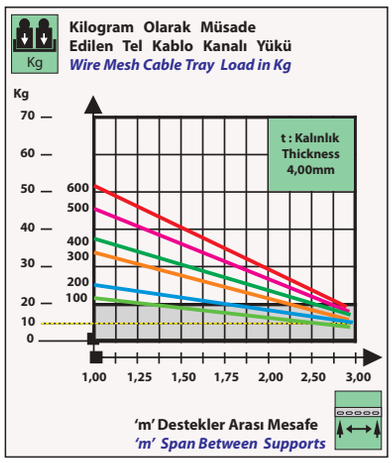

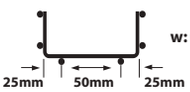

w: Genişlik / *Width* : 100mm

w: Genişlik / *Width* : 150mm

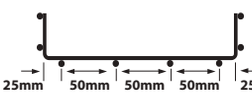

w: Genişlik / *Width* : 200mm

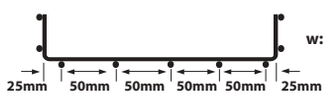

w: Genişlik / *Width* : 250mm

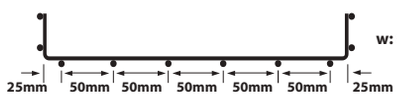

w: Genişlik / *Width* : 300mm

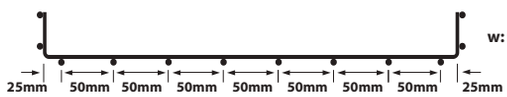

w: Genişlik / *Width* : 400mm

w: Genişlik / *Width* : 500mm

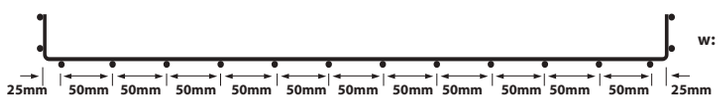

w: Genişlik / *Width* : 600mm

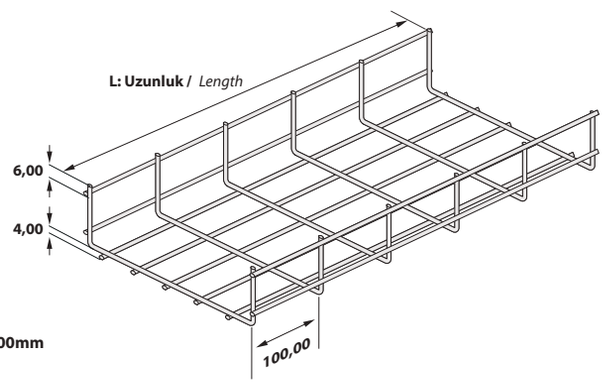

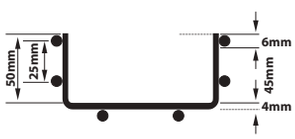

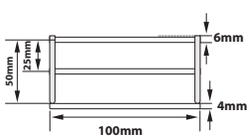

AÇIKLAMALAR / *INSTRUCTIONS :*

Not: Standart uzunluk 3000mm.

! Tel kanallarda ölçü toleransı ± 3 mm'dir.

Note: *Standart length is 3000mm.*

! *The dimension tolerance in Wire Mesh Cable Trays is ± 3 mm*

Sipariş Kodu (Order Code)	w (mm)	h (mm)	t (mm)	Kg/Mt (Kg/Mt)
BHA-10TK1.105	100	105	4,00	1,050
BHA-15TK1.105	150	105	4,00	1,118
BHA-20TK1.105	200	105	4,00	1,331
BHA-25TK1.105	250	105	4,00	1,474
BHA-30TK1.105	300	105	4,00	1,616
BHA-40TK1.105	400	105	4,00	1,901
BHA-50TK1.105	500	105	4,00	2,187
BHA-60TK1.105	600	105	4,00	2,472

TEL ÖRGÜ KABLO KANALI
WIRE MESH CABLE TRAYS

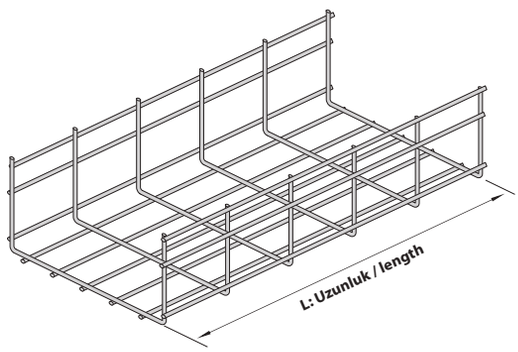

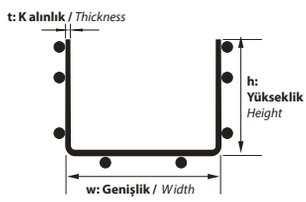

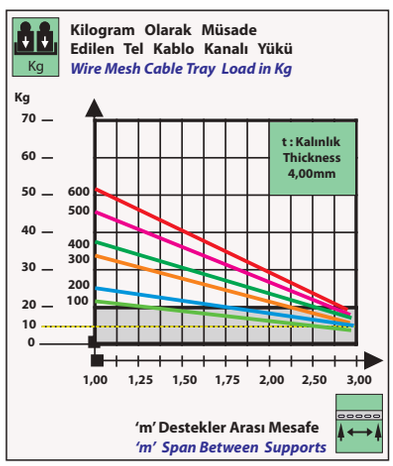

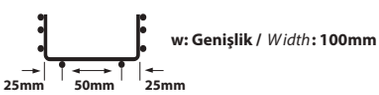

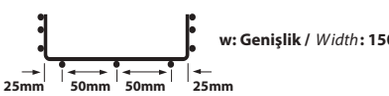

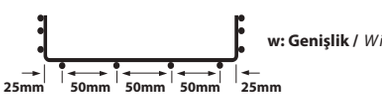

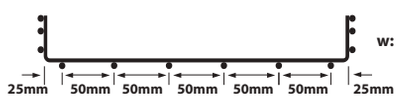

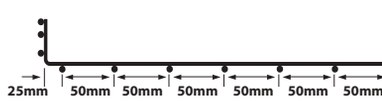

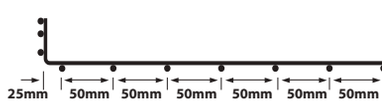

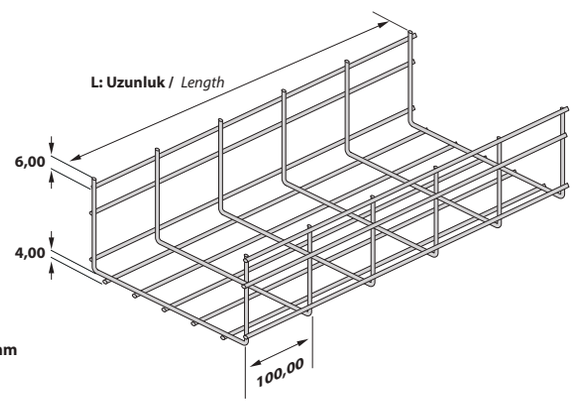

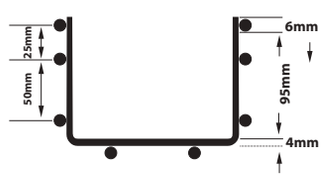

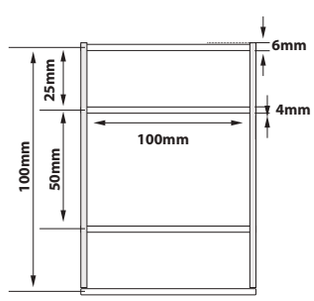

AÇIKLAMALAR / *INSTRUCTIONS :*

Not: Standart uzunluk 3000mm.

! Tel kanallarda ölçü toleransı ± 3 mm'dir.

Note: *Standart length is 3000mm.*

! *The dimension tolerance in Wire Mesh Cable Trays is ± 3 mm*

Sipariş Kodu *(Order Code)*	w *(mm)*	b *(mm)*	t *(mm)*	Gram/Adet *(Gr./Pcs.)*
BHA-TKB1	**45**	**30**	**2,00**	**20,00**

TEL ÖRGÜ KABLO KANALI EK ELEMANI
WIRE MESH CABLE TRAYS JOINT PIECES

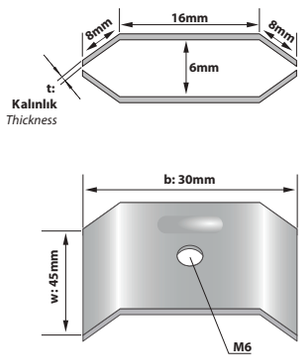

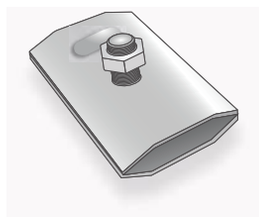

Sipariş Kodu *(Order Code)*	w *(mm)*	b *(mm)*	t *(mm)*	Gram/Adet *(Gr./Pcs.)*
BHA-TKB2	**45**	**45**	**2,00**	**30,00**

TEL ÖRGÜ KABLO KANALI EK ELEMANI
WIRE MESH CABLE TRAYS JOINT PIECES

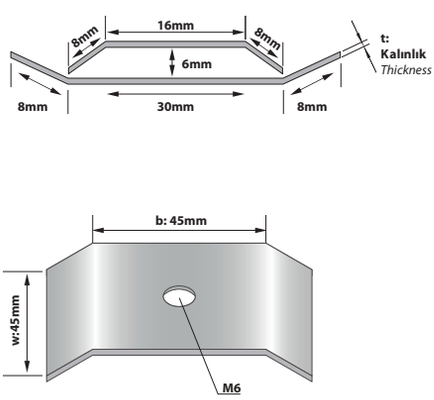

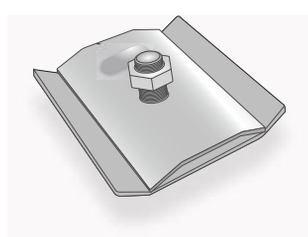

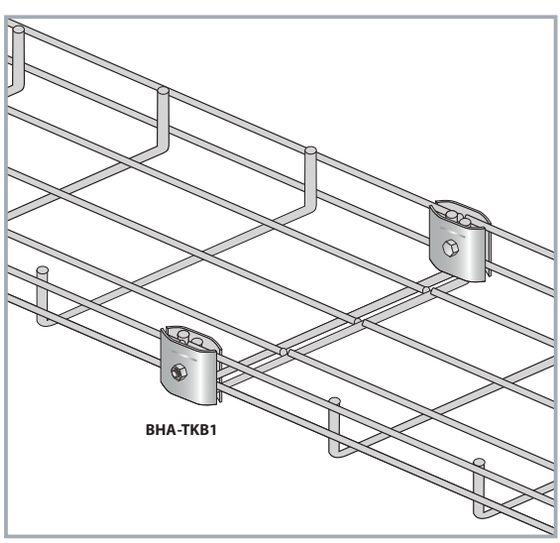

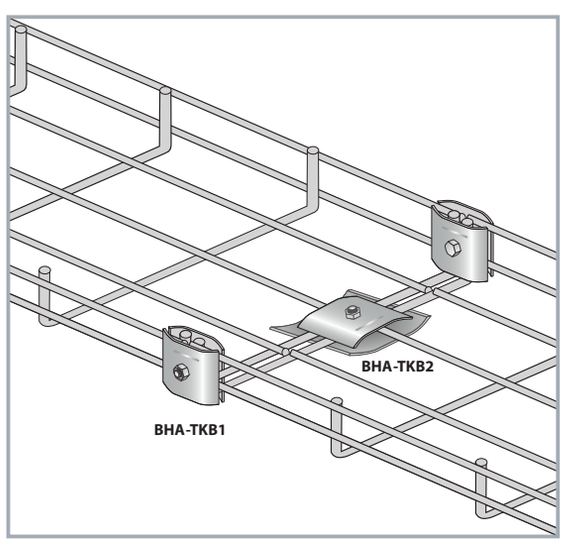

Radüslü Yatay 90° Dönüşler / *90° Bend*

w **Genişlik** / *Width* *(mm)*	b **Ölçü** / *Size* *(mm)*	R **İç Çap** / *İnner Diameter* *(mm)*	L **Uzunluk** / *Length* *(mm)*
100	530x530	230	700
150	650x650	300	900
200	660x660	260	1100
300	940X940	440	1300
400	1060X1060	460	1700
500	1310x1310	610	2100
600	1370x1370	570	2500

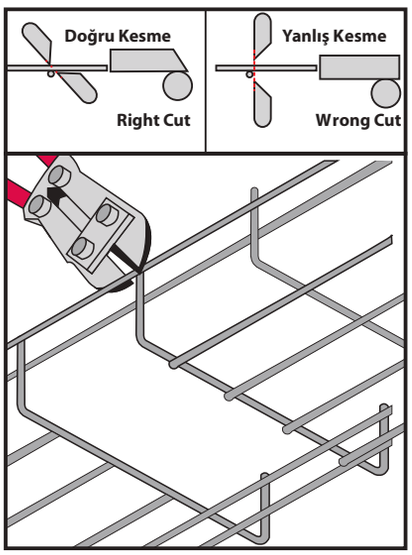

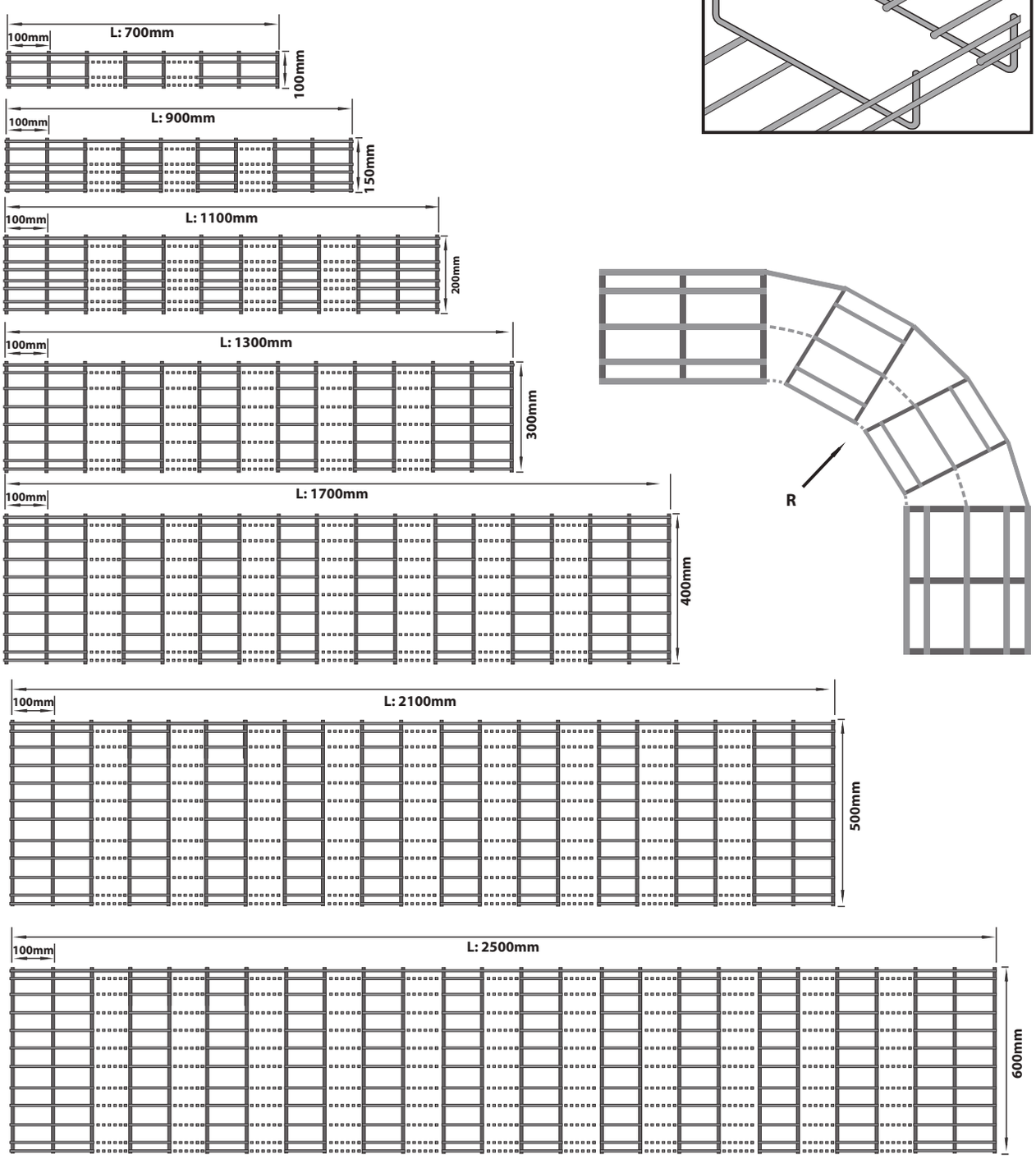

Radüslü Yatay 90° Dönüşler / *90° Bend*

w **Genişlik** / *Width* *(mm)*	b **Ölçü** / *Size* *(mm)*	R **İç Çap** / *İnner Diameter* *(mm)*	L **Uzunluk** / *Length* *(mm)*
100	370x370	35	700
150	370x370	115	700
200	430x430	120	800
300	530x530	120	1000
400	630x630	120	1200
500	730x730	120	1400
600	830x830	120	1600

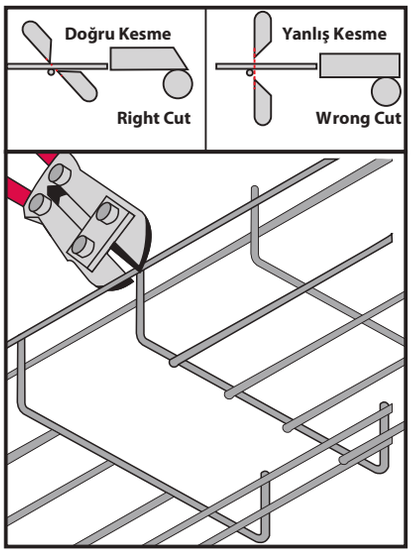

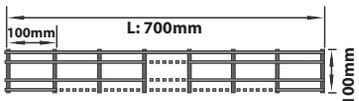

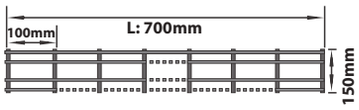

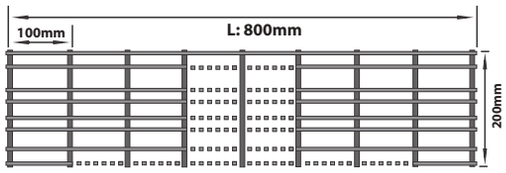

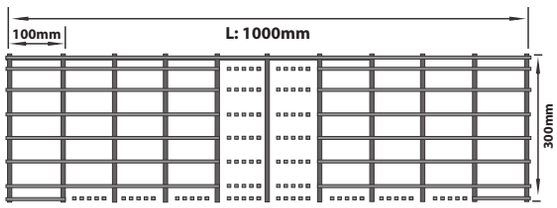

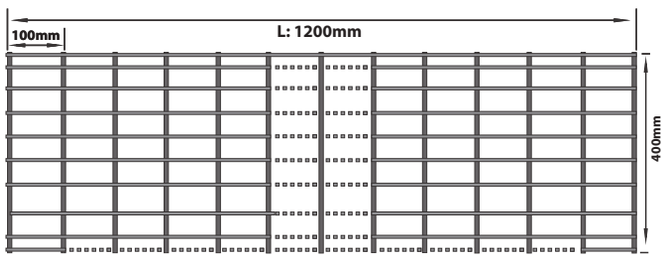

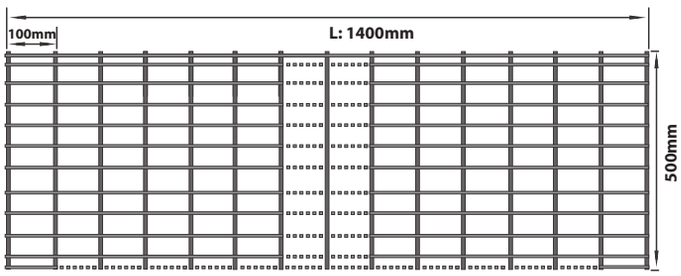

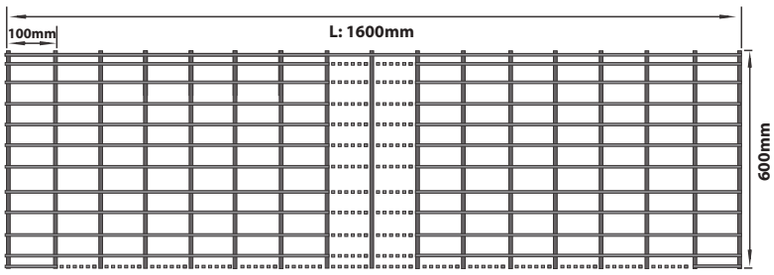

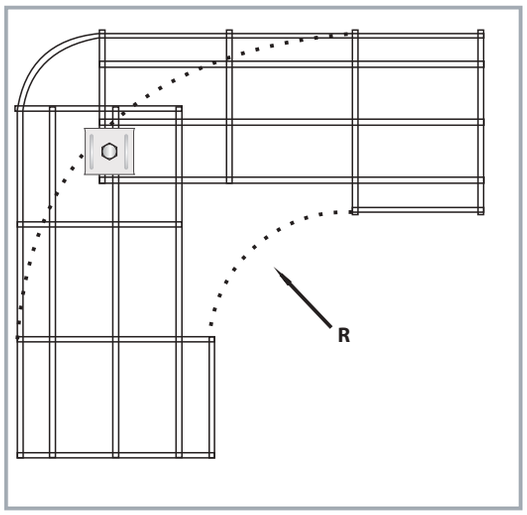

Radüslü Yatay 90° Dönüşler / *90° Bend*

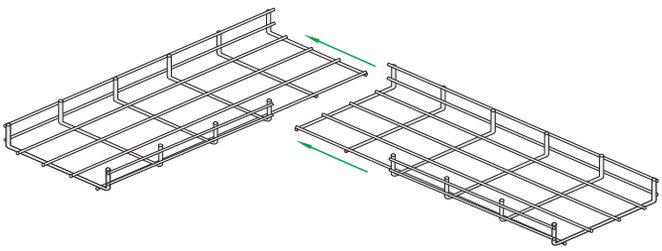

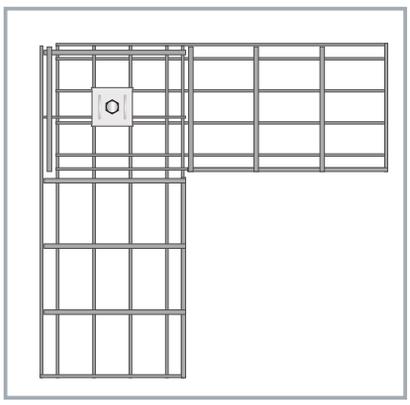

T Dönüşler / *Tee Branches*

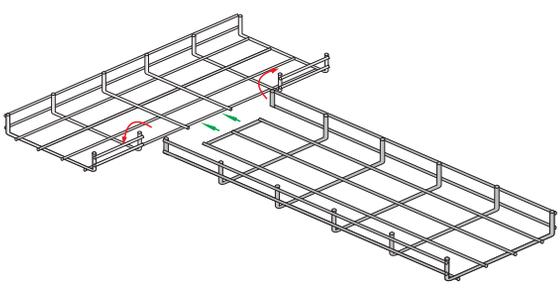

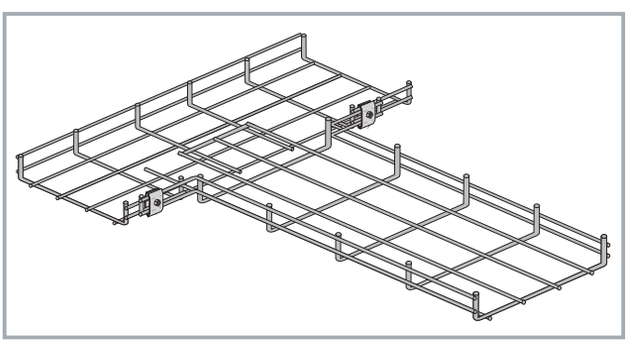

Ek Elemanı / *Joint Pieces*

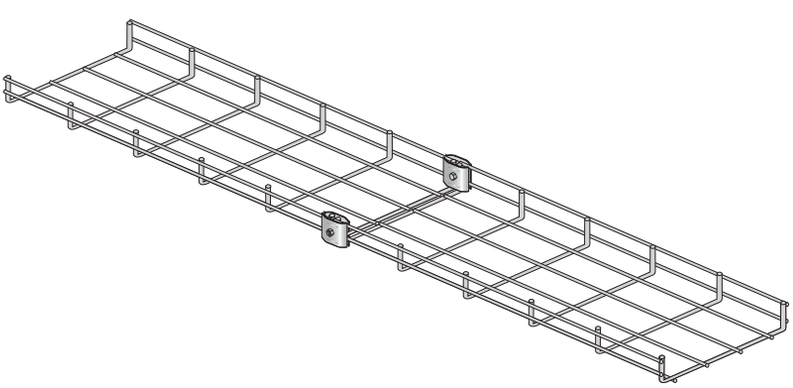

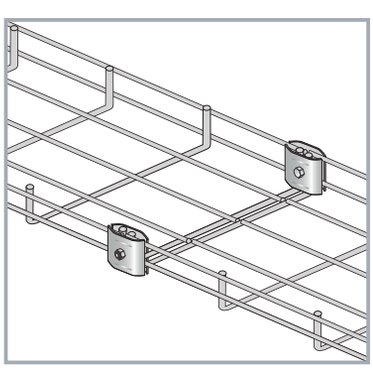

Beha

Boru Sistemleri ve Bağlantı Elemanları

Pipe Systems and Fixing Materials

Beha

Boru Sistemleri ve Bağlantı Elemanları
Pipe Systems and Fixing Materials

171 **Kablo Koruma Boruları - Boru Birleştirme Elemanı**
Cable Protection Pipe - Pipe Connector Unit

172 **Boru Kablo Çıkış Elemanı - Boru Yere Tespit Elemanı**
Pipe Cable Outlet Unit - Pipe Floor Fixing Unit

173 **Boru Duvara Sabitleme Elemanı - Boru Dönüş Elemanı**
Wall Fixing Unit - Pipe Bending Unit

174 **Boru Sabitleme Kroşesi - Boru Duvara Sabitleme Elemanı - Kablo Koruma Plastiği**
Fixing Croshed - Wall Fixing Croched - Protection Plastic

KABLO KORUMA BORULARI
CABLE PROTECTION PIPE

Sipariş Kodu (Order Code)	Nominal Ölçü (Nominal Dimension)	Ø (mm)	t (mm)	Kg/Mt (Kg/Mt)
BHA-B25	3/4	25	1,00	0,590
BHA-B42	1,1/4	42	1,20	1,210

AÇIKLAMALAR / *INSTR UCTIONS :*

NOT : **Standart Boy 3000mm'dir**

NOTE: *Standart Length is 3000mm.*

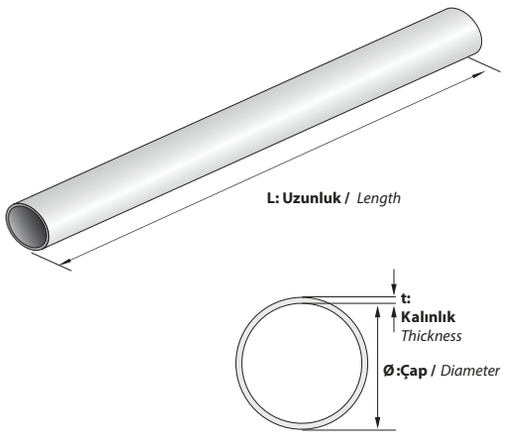

BORU BİRLEŞTİRME ELEMANI
PIPE CONNECTOR UNIT

Sipariş Kodu (Order Code)	L (mm)	Ø (mm)	t (mm)	Kg/Adet (Kg/Pcs.)
BHA-BE25	70	28	1,20	0,082
BHA-BE42	70	46	1,20	0,096



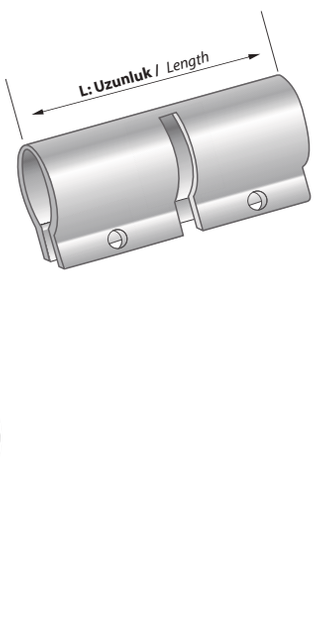

BORU KABLO ÇIKIŞ ELEMANI
PIPE CABLE OUTLET UNIT

Sipariş Kodu *(Order Code)*	L *(mm)*	Ø *(mm)*	t *(mm)*	Kg/Adet *(Kg/Pcs.)*
BHA-BKÇ25	240	28	2,00	0,330
BHA-BKÇ42	240	46	2,00	0,348



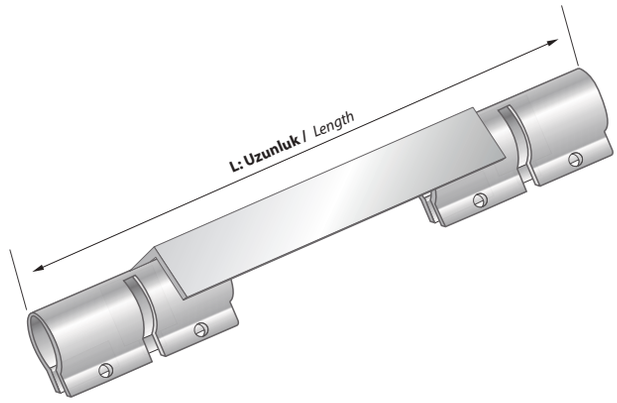

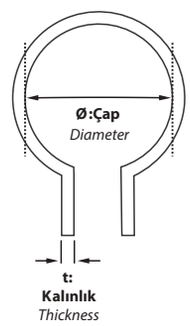

BORU YERE TESPİT ELEMANI
PIPE FLOOR FIXING UNIT

Sipariş Kodu *(Order Code)*	L *(mm)*	a *(mm)*	t *(mm)*	Kg/Adet *(Kg/Pcs.)*
BHA-BYT25	150	100	2,00	0,330
BHA-BYT42	150	100	2,00	0,348

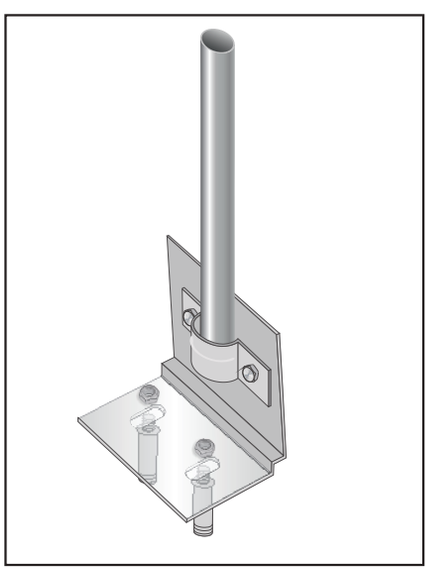

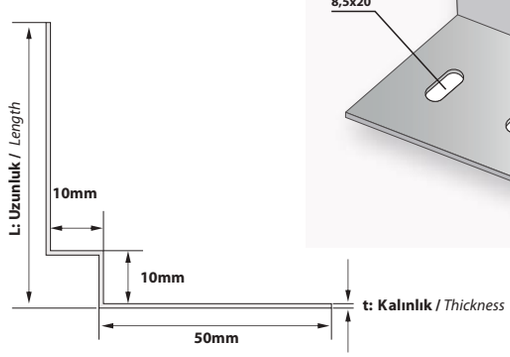

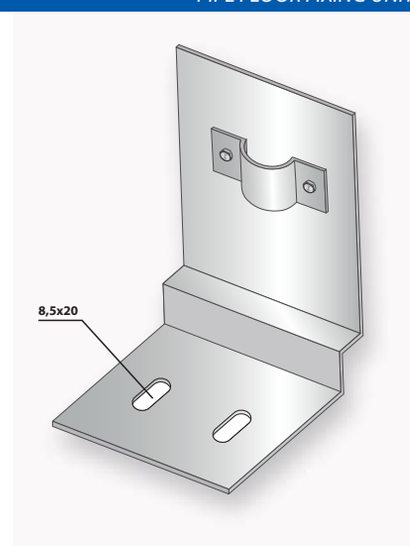

BORU DUVARA SABİTLEME ELEMANI
WALL FIXING UNIT

Sipariş Kodu *(Order Code)*	w *(mm)*	L *(mm)*	t *(mm)*	Kg/Adet *(Kg/Pcs.)*
BHA-BÇ25	25	100	2,00	0,122
BHA-BÇ42	42	100	2,00	0,130

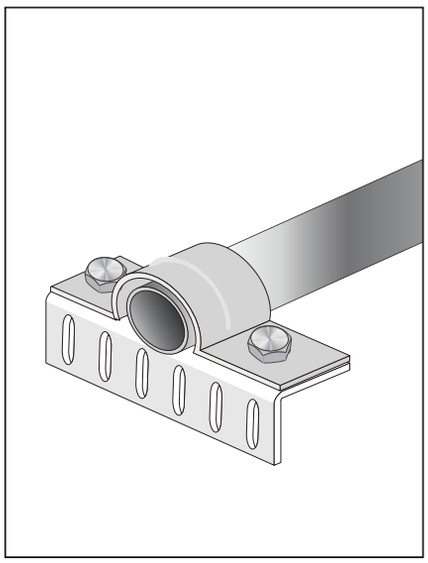

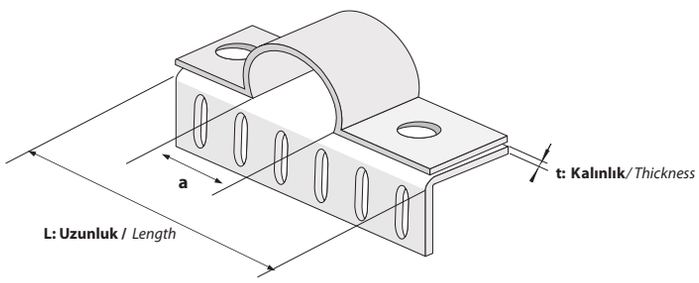

BORU DÖNÜŞ ELEMANI
PIPE BENDING UNIT

Sipariş Kodu *(Order Code)*	Nominal Ölçü *(Nominal Dimension)*	w *(mm)*	t *(mm)*	Kg/Adet *(Kg/Pcs.)*
BHA-BD25	3/4	25	1,00	0,152
BHA-BD42	1,1/4	42	1,20	0,494

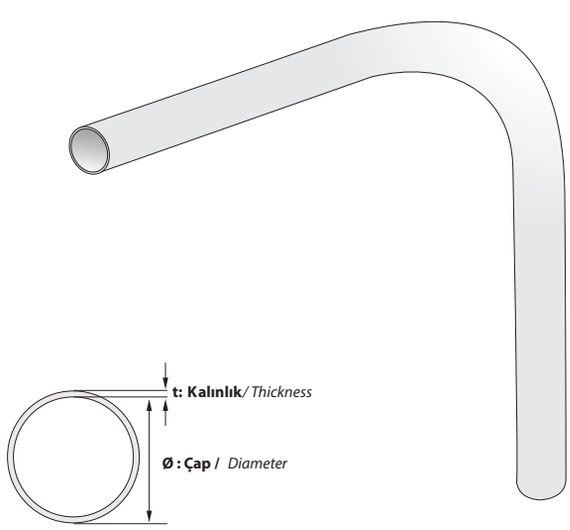

BORU SABİTLEME KROŞESİ
FIXING CROCHED

Sipariş Kodu *(Order Code)*	w *(mm)*	L *(mm)*	t *(mm)*	Gram/Adet *(Gr./Pcs.)*
BHA-BT25	25	80	1,00	9,00
BHA-BT42	42	100	1,00	17,00

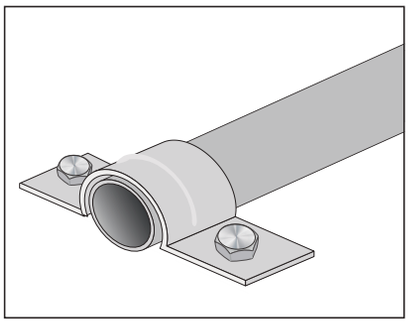

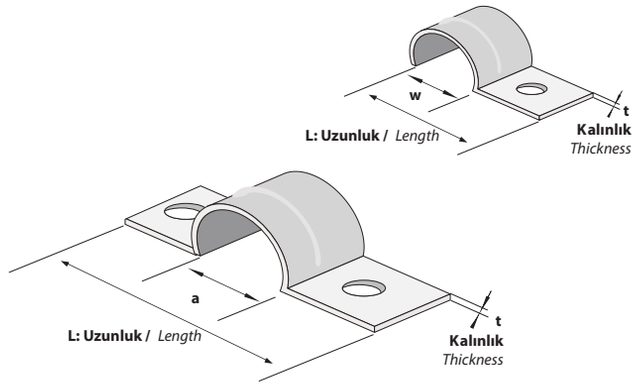

BORU DUVARA SABİTLEME ELEMANI
WALL FIXING CROCHED

Sipariş Kodu *(Order Code)*	w *(mm)*	L *(mm)*	t *(mm)*	Kg/Adet *(Kg/Pcs.)*
BHA-BTZ25	25	80	2,00	0,189
BHA-BTZ42	42	80	2,00	0,197

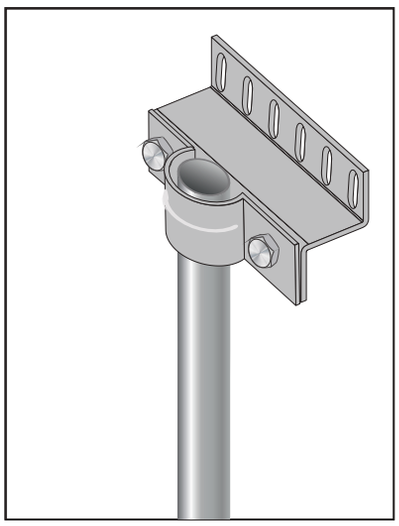

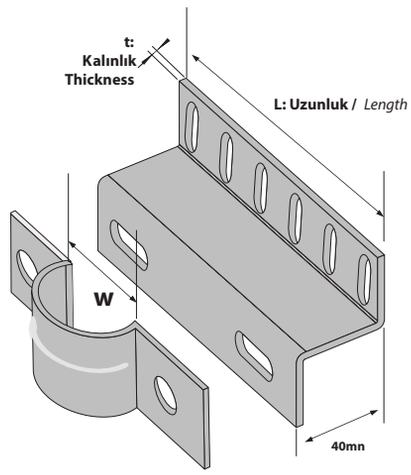

KABLO KORUMA PLASTİĞİ
PROTECTION PLASTIC

Sipariş Kodu *(Order Code)*	Ø *(mm)*
BHA-PIP25	25
BHA-PIP42	42



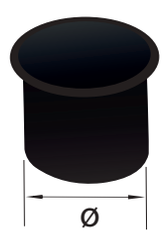

Beha

Tel Kablo Kanalları

Wire Mesh Cable Trays

Beha

Tel Kablo Kanalları
Wire Mesh Cable Trays

177 Topraklama Şeridi / *Earthing Type*

178 Topraklama Şerit Klemensi (Şerit - Şerit) / *Earthing Type Connector (Type by Type)*

179 Topraklama Çubuk Klemensi (Çubuk - Çubuk) / *Earthing Rod Connector (Rod by Rod)*

180 Topraklama Şerit Klemensi (Şerit - Çubuk) / *Earthing Type Connector (Type by Rod)*

181 Topraklama Şerit Klemensi (İnşaat Demiri)
Earthing Type Connector (Structural Bar and Type)

182 Topraklama Elektrotları, Topraklama Levhası, Elektrogalvaniz Topraklama Çubuğu
Earthing Electrods - Earthing Plate - Electrogalvanized Earthing Rods

Sipariş Kodu *(Order Code)*	w *(mm)*	t *(mm)*	Kg/Mt. *(Kg/Mt.)*
BHA-GS30.20	30	2,00	0,471
BHA-GS30.25	30	2,50	0,589
BHA-GS30.30	30	3,00	0,707
BHA-GS30.35	30	3,50	0,824

TOPRAKLAMA ŞERİDİ
EARTHING TAPE

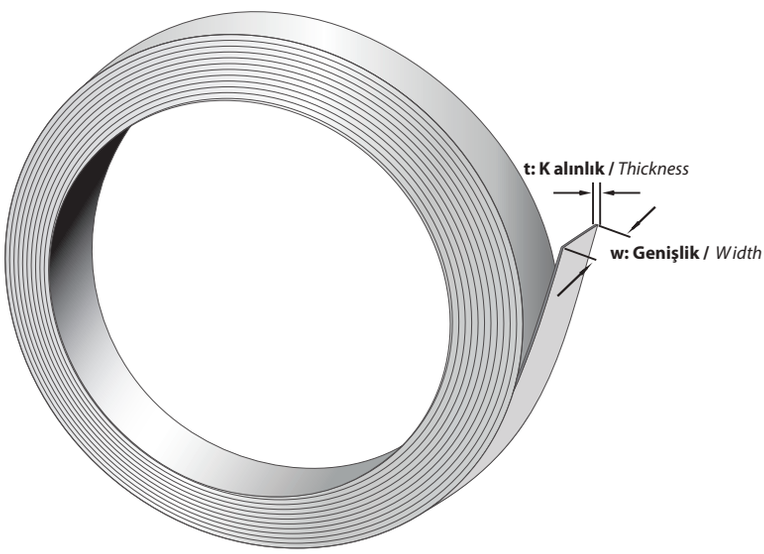

TOPRAKLAMA SİSTEMİ

Temel topraklaması sistemi, temel betonu içerisinde inşaat demirlerine bağlantılar yapılarak döşenen iletkenlerden oluşan topraklama sistemidir.
İletken olması açısından genellikle 30x3 galvaniz şerit kullanılır. Galvaniz şerit iletken, beton içerisinde dik olarak döşenir ve uçlarında belirli aralıklarla inşaat demirlerine bağlantı yapılır. Topraklama bağlantılarının yapılabilmesi için belirli noktalardan dışarıya bağlantı uçları çıkarılır. Bunun haricinde dış yıldırım sistemi de varsa dış yıldırımlık topraklamasına irtibat sağlamak için uçlar bırakılmalıdır. Daha sonra dış yıldırımlık sistemi kurulduğunda, dış yıldırımlık topraklaması ile temel topraklaması birleştirilir.

EARTHING SYSTEM

Base Earthing System is the earthing system which consists of conductors that are installed into base concrete by linking to construction irons.
Generaliy 30x3 galvanized earthing tape is used as it is conductive. Galvanized conductive tape is installed into concrete vertically and is linked to construction irons in certain spans. To complete the connections of the earthing system, connecting terminals are extracted from certain points to the outside. İn addition to this, if there is outside lightning systems in the building, connecting terminals must be left to make the connection to the outside lightning earthing system. After that when the outside lightning system is installed, outside lightning earthing system and base earthing system are connected.

TOPRAKLAMA ŞERİT KLEMENSİ (ŞERİT - ŞERİT)
EARTHING TAPE CONNECTOR (TAPE BY TAPE)

Sipariş Kodu *(Order Code)*	w *(mm)*	b *(mm)*	c *(mm)*	t *(mm)*	Kg/Adet *(Kg/Pcs.)*
BHA-KL01	61	61	35	1,00	0,110

Farklı yönden gelen topraklama şeritlerinin birbirine bağlantısını sağlar, aynı zamanda ek elemanı görevi de görür .
The connectors; in addition to enabling the connection of earthing tapes coming from different directions, also function as a joint piece.

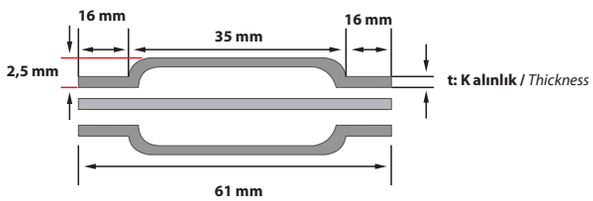

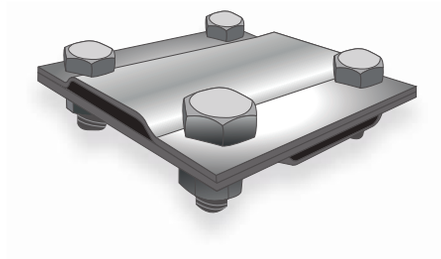

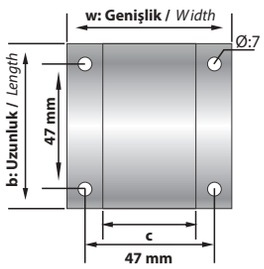

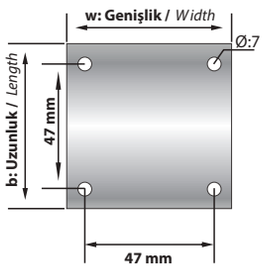

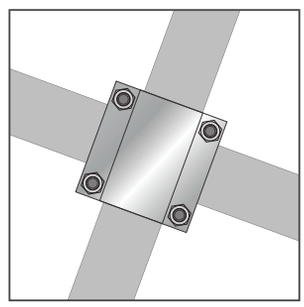

SOMUN
NUT

Sipariş Kodu *(Order Code)*	Açıklama *(Explanation)*	Gram/Adet *(Gram/Pcs.)*
BHA-SM6	M6 SOMUN - *M6 NUT*	2,50

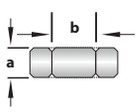

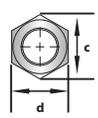

a Yükseklik / *Height (mm)*	b Anma Çapı / *Thread Size* (Metrik - *Metrical*)	c Köşegen / *Diagonal (mm)*	d Anahtar Ağzı / *Head Width (mm)*
4,70	6	11,05	10,00

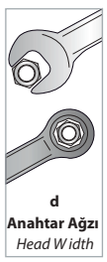

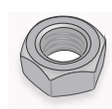

ALTI KÖŞE BAŞLI CIVATA
HEXAGON HEAD BOLT

Sipariş Kodu *(Order Code)*	Açıklama *(Explanation)*	Gram/Adet *(Gram/Pcs.)*
BHA-CM6X20 AB	M6X20 A. B. CIV ATA - *M6X20 HEXAGON BOL T*	5,80

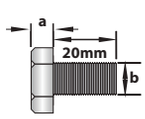

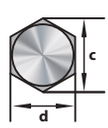

a Boyun Yüksekliği / *Neck Heihgt (mm)*	b Anma Çapı / *Thread Size* (Metrik - *Metrical*)	c Boyun Genişliği / *Neck Width (mm)*	d Kafa Çapı / *Head Dia (mm)*
3,85	6	11,05	10,00

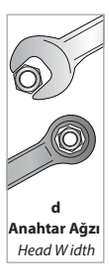

Klemensler; Topraklama çubuğuile topraklama iletkeninin irtibatını sağlamak içindir. Kalın kesitli iletkenlerin birbirine eklenmesi amacı ile kullanılır Aynı ve/veya aynı olmayan iletken parçaların birbiri ile uyumlu olarak eklenebilmesi için klemensler kullanılır. Örneğin Topraklama çubuğu ve topraklama şeridi birbirinden ayrı parçalardır. Klemensler bu iki farklı şekil ve ölçülere sahip iletkenleri bağlamak ve topraklama hattının sağlıklı bir şekilde sürekliliğini sağlar.

Connectors; *are used to connect earthing rod and earthing conductor. It is also used to link thick section conductors each other. Connectors are used to link the same of different conductor parts to each other compatibly. For instance, earthing rod and earthing tape are different materials. Connectors connect these two conductors which are in different shapes and dimensions and enable the continuity of earthing line smoothly.*

TOPRAKLAMA ÇUBUK KLEMENSİ (ÇUBUK-ÇUBUK)
EARTHING ROD CONNECTOR (ROD BY ROD)

Sipariş Kodu *(Order Code)*	w *(mm)*	b *(mm)*	c *(mm)*	t *(mm)*	Kg/Adet *(Kg/Pcs.)*
BHA-KL02	**61**	**61**	**25**	**1,00**	**0,125**

Farklı yönden gelen topraklama şeritlerinin birbirine bağlantısını sağlar, aynı zamanda ek elemanı görevi de görür.
The connectors; in addition to enabling the connection of earthing tapes coming from different directions, also function as a joint piece.

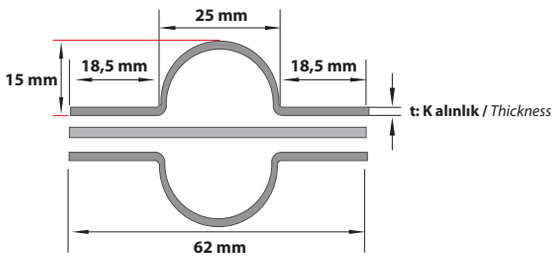

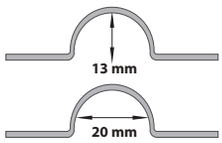

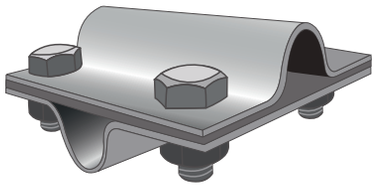

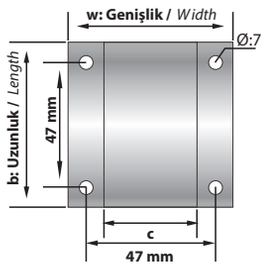

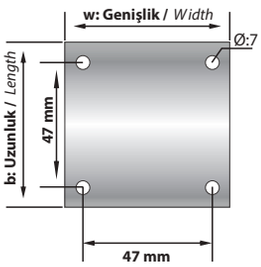

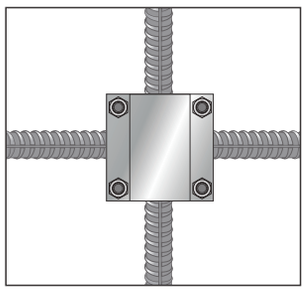

SOMUN
NUT

Sipariş Kodu *(Order Code)*	Açıklama *(Explanation)*	Gram/Adet *(Gram/Pcs.)*
BHA-SM6	**M6 SOMUN -** *M6 NUT*	**2,50**

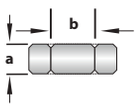

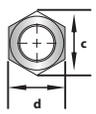

a Yükseklik / *Height (mm)*	b Anma Çapı / *Thread Size (Metrik - Metrical)*	c Köşegen / *Diagonal (mm)*	d Anahtar Ağzı / *Head Width (mm)*
4,70	**6**	**11,05**	**10,00**

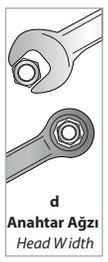

ALTI KÖŞE BAŞLI CIVATA
HEXAGON HEAD BOLT

Sipariş Kodu *(Order Code)*	Açıklama *(Explanation)*	Gram/Adet *(Gram/Pcs.)*
BHA-CM6X20 AB	**M6X20 A. B. CIVATA -** *M6X20 HEXAGON BOL T*	**5,80**

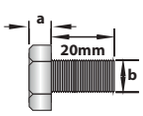

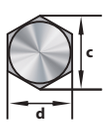

a Boyun Yüksekliği / *Neck Heihgt (mm)*	b Anma Çapı / *Thread Size (Metrik - Metrical)*	c Boyun Genişliği / *Neck Width (mm)*	d Kafa Çapı / *Head Dia (mm)*
3,85	**6**	**11,05**	**10,00**

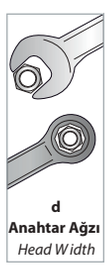

Klemensler; Topraklama çubuğuile topraklama iletkeninin irtibatını sağlamak içindir. Kalın kesitli iletkenlerin birbirine eklenmesi amacı ile kullanılır Aynı ve/veya aynı olmayan iletken parçaların birbiri ile uyumlu olarak eklenebilmesi için klemensler kullanılır. Örneğin Topraklama çubuğu ve topraklama şeridi birbirinden ayrı parçalardır. Klemensler bu iki farklı şekil ve ölçülere sahip iletkenleri bağlamak ve topraklama hattının sağlıklı bir şekilde sürekliliğini sağlar.

Connectors; *are used to connect earthing rod and earthing conductor. It is also used to link thick section conductors each other. Connectors are used to link the same of different conductor parts to each other compatibly. For instance, earthing rod and earthing tape are different materials. Connectors connect these two conductors which are in different shapes and dimensions and enable the continuity of earthing line smoothly.*

TOPRAKLAMA ŞERİT KLEMENSİ (ŞERİT - ÇUBUK)
EARTHING TAPE CONNECTOR (TAPE BY ROD)

Sipariş Kodu *(Order Code)*	w *(mm)*	b *(mm)*	c *(mm)*	d *(mm)*	t *(mm)*	Kg/Adet *(Kg/Pcs.)*
BHA-KL03	61	61	35	25	1,00	0,115

Farklı yönden gelen topraklama şeritlerinin birbirine bağlantısını sağlar, aynı zamanda ek elemanı görevi de görür .
The connectors; in addition to enabling the connection of earthing tapes coming from different directions, also function as a joint piece.

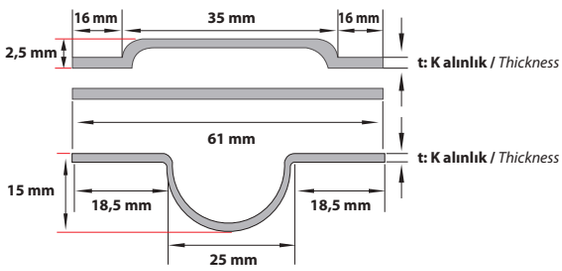

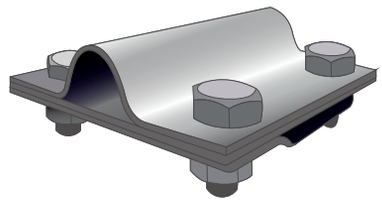

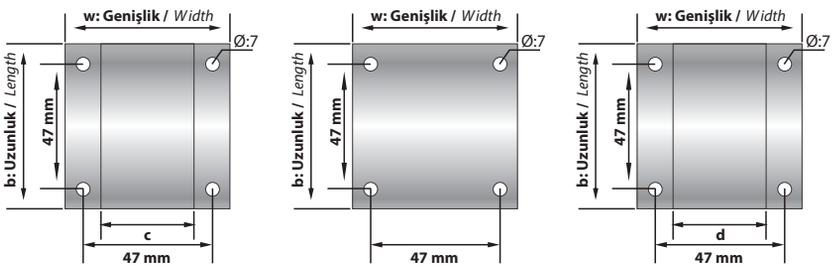

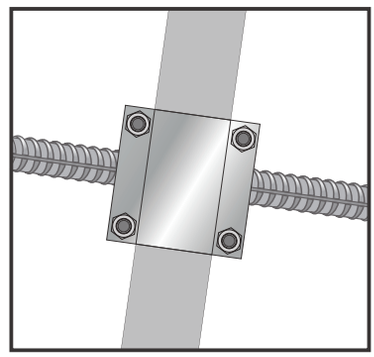

SOMUN
NUT

Sipariş Kodu *(Order Code)*	Açıklama *(Explanation)*	Gram/Adet *(Gram/Pcs.)*
BHA-SM6	M6 SOMUN - *M6 NUT*	2,50

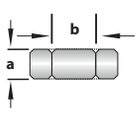

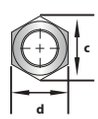



a Yükseklik / *Height (mm)*	b Anma Çapı / *Thread Size* (Metrik - *Metrical*)	c Köşegen / *Diagonal (mm)*	d Anahtar Ağzı / *Head Width (mm)*
4,70	6	11,05	10,00

ALTI KÖŞE BAŞLI CIV ATA
HEXAGON HEAD BOL T

Sipariş Kodu *(Order Code)*	Açıklama *(Explanation)*	Gram/Adet *(Gram/Pcs.)*
BHA-CM6X20 AB	M6X20 A. B. CIV ATA - *M6X20 HEXAGON BOL T*	5,80

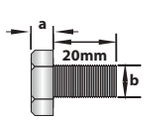

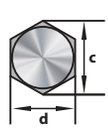

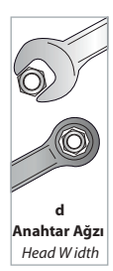

a Boyun Yüksekliği / *Neck Heihgt (mm)*	b Anma Çapı / *Thread Size* (Metrik - *Metrical*)	c Boyun Genişliği / *Neck Width (mm)*	d Kafa Çapı / *Head Dia (mm)*
3,85	6	11,05	10,00

Klemensler; Topraklama çubuğuile topraklama iletkeninin irtibatını sağlamak içindir. Kalın kesitli iletkenlerin birbirine eklenmesi amacı ile kullanılır Aynı ve/veya aynı olmayan iletken parçaların birbiri ile uyumlu olarak eklenebilmesi için klemensler kullanılır. Örneğin Topraklama çubuğu ve topraklama şeridi birbirinden ayrı parçalardır. Klemensler bu iki farklı şekil ve ölçülere sahip iletkenleri bağlamak ve topraklama hattının sağlıklı bir şekilde sürekliliğini sağlar.

Connectors; *are used to connect earthing rod and earthing conductor. It is also used to link thick section conductors each other. Connectors are used to link the same of different conductor parts to each other compatibly. For instance, earthing rod and earthing tape are different materials. Connectors connect these two conductors which are in different shapes and dimensions and enable the continuity of earthing line smoothly.*

TOPRAKLAMA ÇUBUK KLEMENSİ *(İnşaat Demiri)*
EARTHING ROD AND TAPE CONNECTOR(Structural Bar and Tape)

Sipariş Kodu (Order Code)	h (mm)	w (mm)	b (mm)	t (mm)	Gram/Adet (Gr./Pcs.)
BHA-KL04	41	41	10	2,00	60,00

Farklı yönden gelen topraklama şeritlerinin birbirine bağlantısını sağlar, aynı zamanda ek elemanı görevi de görür.
The connectors; in addition to enabling the connection of earthing tapes coming from different directions, also function as a joint piece.

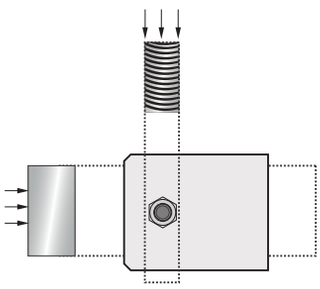

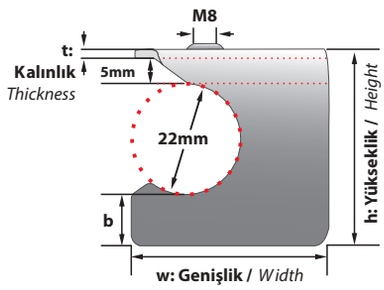

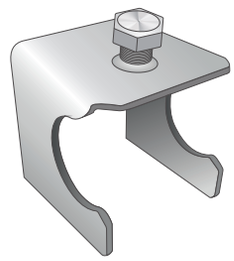

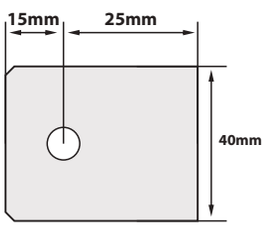



Sipariş Kodu (Order Code)	Açıklama (Explanation)	Gram/Adet (Gram/Pcs.)
BHA-CM8X20 AB	M8X20 A. B. CIV ATA - *M8X20 HEXAGON BOL T*	12,30

ALTI KÖŞE BAŞLI CIVATA
HEXAGON HEAD BOLT

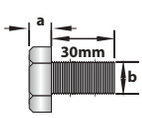

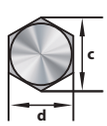

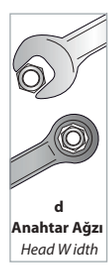

a Boyun Yüksekliği / *Neck Heihgt* (mm)	b Anma Çapı / *Thread Size* (Metrik - *Metrical*)	c Boyun Genişliği / *Neck Width* (mm)	d Kafa Çapı / *Head Dia* (mm)
4,15	8	14,55	13,00

Klemensler; Topraklama çubuğuile topraklama iletkeninin irtibatını sağlamak içindir. Kalın kesitli iletkenlerin birbirine eklenmesi amacı ile kullanılır Aynı ve/veya aynı olmayan iletken parçaların birbiri ile uyumlu olarak eklenebilmesi için klemensler kullanılır. Örneğin Topraklama çubuğu ve topraklama şeridi birbirinden ayrı parçalardır. Klemensler bu iki farklı şekil ve ölçülere sahip iletkenleri bağlamak ve topraklama hattının sağlıklı bir şekilde sürekliliğini sağlar.

Connectors; *are used to connect earthing rod and earthing conductor. It is also used to link thick section conductors each other. Connectors are used to link the same of different conductor parts to each other compatibly. For instance, earthing rod and earthing tape are different materials. Connectors connect these two conductors which are in different shapes and dimensions and enable the continuity of earthing line smoothly.*

TOPRAKLAMA ELEKTROTLARI
EARTHING ELECTRODS

Sipariş Kodu *(Order Code)*	w *(mm)*	L *(mm)*	t *(mm)*	Kg/Adet *(Kg/Pcs.)*
BHA-TK40 100.30	30	1000	3,00	1,884
BHA-TK40 100.40	40	1000	4,00	2,512
BHA-TK50 100.30	50	1000	3,00	2,355
BHA-TK50 100.50	50	1000	5,00	3,925
BHA-TK50 150.30	50	1500	3,00	3,533
BHA-TK50 150.50	50	1500	5,00	5,888
BHA-TK60 100.40	60	1000	4,00	3,768
BHA-TK60 100.50	60	1000	5,00	4,710
BHA-TK60 100.60	60	1000	6,00	5,652
BHA-TK60 150.40	60	1500	4,00	5,652
BHA-TK60 150.50	60	1500	5,00	7,065
BHA-TK60 150.60	60	1500	6,00	8,478
BHA-TK65 100.70	65	1000	7,00	7,144
BHA-TK65 150.70	65	1500	7,00	10,715
BHA-TK65 200.70	65	2000	7,00	14,287

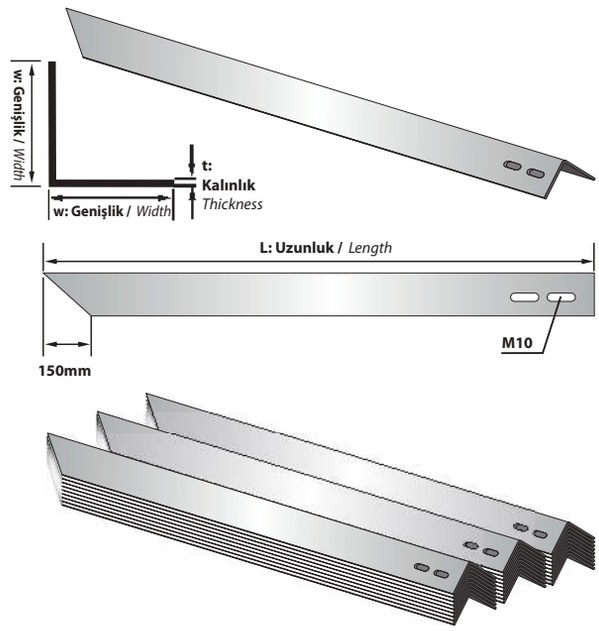

TOPRAKLAMA LEVHASI
EARTHING PLATE

Sipariş Kodu *(Order Code)*	w *(mm)*	L *(mm)*	t *(mm)*	Kg/Adet *(Kg/Pcs.)*
BHA-TL1	400	800	2,00	5,024
BHA-TL2	500	1000	2,00	7,850
BHA-TL3	500	1000	3,00	11,775



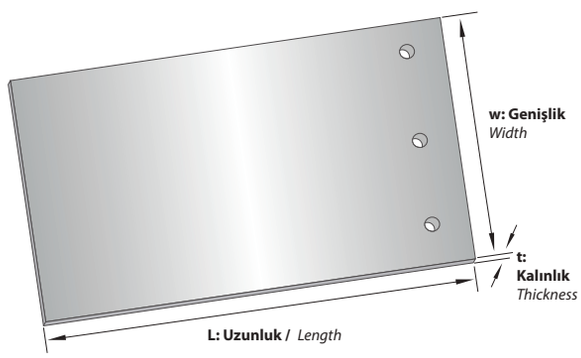

ELEKTROGAL VANİZ TOPRAKLAMA ÇUBUĞU
GALVANIZED EAR THING RODS

Sipariş Kodu *(Order Code)*	Ø *(mm)*	L *(mm)*	Kg/Adet *(Kg/Pcs.)*
BHA-TÇ16-1000	16	1000	1,600
BHA-TÇ16-1500	16	1500	2,350
BHA-TÇ16-1750	16	1750	2,770
BHA-TÇ18-1000	18	1000	2,150
BHA-TÇ18-1500	18	1500	3,200
BHA-TÇ18-1750	18	1750	3,760
BHA-TÇ20-1000	20	1000	2,700
BHA-TÇ20-1500	20	1500	4,050
BHA-TÇ20-1750	20	1750	4,750

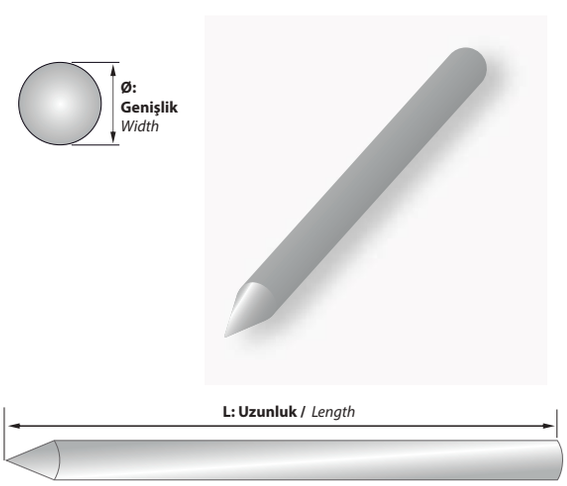

Gemi Tipi Kablo Kanalları ve Merdivenleri

Marine Type Cable Trays and Ladder Systems

Beha

Gemi Tipi Kablo Kanalları ve Merdivenleri
Marine Type Cable Trays and Ladder Systems

185 Gemi Tipi Kablo Kanalları h:10mm - h :15mm
Marine Type Cable Trays h:10mm - h :15mm

186 Gemi Tipi Yatay Dönüş Elemanları - Gemi Tipi İç ve Dış Bükey elemanları h:15mm - h:30mm
Marine Type Horizontal Bends - Marine Type Vertical Inside and Outside Bends h :15mm - h:30mm

187 Gemi Tipi Kablo Merdivenleri h:40mm - h:50mm
Marine Type Cable Ladders h:10mm - h :40mm - h:50mm

188 Gemi Tipi Kablo Merdiveni Yatay Dönüş Elemanları h:40mm - h:50mm
Marine Type Cable Ladder Horizontal Bends h :40mm - h:50mm

189 Gemi Tipi Simetrik Kablo Merdivenleri h:40mm - h :50mm
Marine Type Symetric Cable Ladders h:10mm - h :40mm - h:50mm

190 Gemi Tipi Simetrik Kablo Merdiveni Yatay Dönüş Elemanları h :40mm - h:50mm
Marine Type Symetric Cable Ladder Horizontal Bends h :40mm - h:50mm

191 L Askı Ayakları Gemi Tipi Kablo Merdiveni Ek Eleman ı h:40mm - h:50mm
L Tray Hanging Support - Marine T ype Joint Pieces h:40mm - h:50mm

192 Delikli U Konsol h:30mm - h:60mm
Perforated U Bracket h:30mm - h:60mm

193 Dar U Konsol h:30mm
Narrow U Bracket h:30mm

194 F Konsol h:155mm - h:225mm
F Bracket h:155mm - h:225mm

195 E Konsol h:320mm - h:390mm
E Brack et h:320mm - h:390mm

196 F Konsol Kelepçesi h:155mm - Şapkalı L Askı Ayağı
F Bracket Clamps h:155mm - L T ype Hanging Support

197 Lamba Ayağı - Pano Ayağı
Support for Lamp - Support for Control Panel

GEMİ TİPİ KABLO KANALLARI (Pregalvaniz)
MARINE TYPE CABLE TRAYS (Pregalvanized)

Sipariş Kodu (Order Code)	w (mm)	h (mm)	t (mm)	Kg/Mt (Kg/Mt)
BHA-GK05.10	50	12	1,00	0,550
BHA-GK05.12	50	12	1,20	0,659
BHA-GK05.15	50	12	1,50	0,824
BHA-GK07.10	70	12	1,00	0,707
BHA-GK07.12	70	12	1,20	0,848
BHA-GK07.15	70	12	1,50	1,060
BHA-GK10.10	100	12	1,00	0,942
BHA-GK10.12	100	12	1,20	1,130
BHA-GK10.15	100	12	1,50	1,413
BHA-GK12.10	120	12	1,00	1,099
BHA-GK12.12	120	12	1,20	1,319
BHA-GK12.15	120	12	1,50	1,649
BHA-GK15.10	150	12	1,00	1,335
BHA-GK15.12	150	12	1,20	1,601
BHA-GK15.15	150	12	1,50	2,002
BHA-GK20.10	200	12	1,00	1,727
BHA-GK20.12	200	12	1,20	2,072
BHA-GK20.15	200	12	1,50	2,591
BHA-GK25.10	250	12	1,00	2,120
BHA-GK25.12	250	12	1,20	2,543
BHA-GK25.15	250	12	1,50	3,179
BHA-GK30.10	300	12	1,00	2,512
BHA-GK30.12	300	12	1,20	3,014
BHA-GK30.15	300	12	1,50	3,768

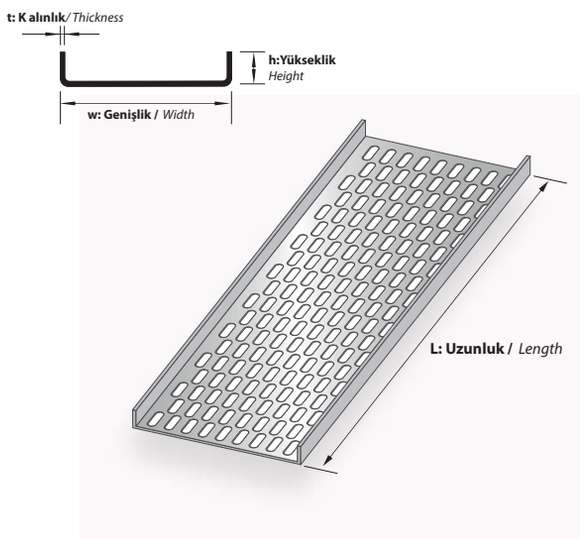

AÇIKLAMALAR / *INSTR UCTIONS :*

Not: **Standart uzunluk 2500mm. İste ğe bağlı olarak uzunluklar değişebilir**
! **Gemi tipi kablo kanallarında ölçü toleransı ± 3 mm.'dir .**
! **Belirtilen ağırlıklar kesim ağırlıklarıdır.**

Note: ***Standart length is 2500mm. On req uest the lengths can change.***
! ***The dimension tolerance in Marine T ype Cable Tray are ± 3 mm***
! ***The weights indicated above are the weights before the fabrication***

GEMİ TİPİ KABLO KANALLARI (Alüminyum)
MARINE TYPE CABLE TRAYS (Aluminum)

Sipariş Kodu (Order Code)	w (mm)	h (mm)	t (mm)	Kg/Mt (Kg/Mt)
BHA-GK05.10A	50	12	1,00	0,190
BHA-GK05.12A	50	12	1,20	0,228
BHA-GK05.15A	50	12	1,50	0,285
BHA-GK07.10A	70	12	1,00	0,244
BHA-GK07.12A	70	12	1,20	0,293
BHA-GK07.15A	70	12	1,50	0,366
BHA-GK10.10A	100	12	1,00	0,325
BHA-GK10.12A	100	12	1,20	0,390
BHA-GK10.15A	100	12	1,50	0,488
BHA-GK12.10A	120	12	1,00	0,379
BHA-GK12.12A	120	12	1,20	0,455
BHA-GK12.15A	120	12	1,50	0,569
BHA-GK15.10A	150	12	1,00	0,461
BHA-GK15.12A	150	12	1,20	0,553
BHA-GK15.15A	150	12	1,50	0,691
BHA-GK20.10A	200	12	1,00	0,596
BHA-GK20.12A	200	12	1,20	0,715
BHA-GK20.15A	200	12	1,50	0,894
BHA-GK25.10A	250	12	1,00	0,732
BHA-GK25.12A	250	12	1,20	0,878
BHA-GK25.15A	250	12	1,50	1,098
BHA-GK30.10A	300	12	1,00	0,867
BHA-GK30.12A	300	12	1,20	1,041
BHA-GK30.15A	300	12	1,50	1,301

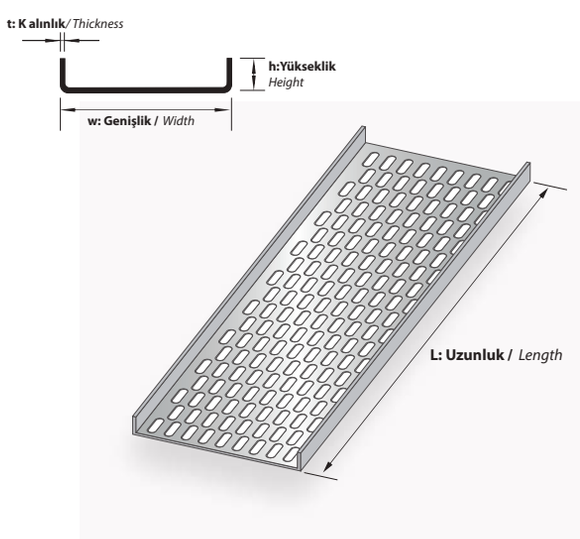

AÇIKLAMALAR / *INSTRUCTIONS :*

Not: **Standart uzunluk 2000mm. İsteğe bağlı olarak uzunluklar değişebilir.**
! **Gemi tipi kablo kanallarında ölçü toleransı ± 3 mm.'dir .**
! **Belirtilen ağırlıklar kesim ağırlıklarıdır.**

Note: ***Standart length is 2000mm. On request the lengths can change.***
! ***The dimension tolerance in Marine T ype Cable Tray are ± 3 mm***
! ***The weights indicated above are the weights before the fabrication***

GEMİ TİPİ YATAY DÖNÜŞ ELEMANI (Pregalvaniz)
MARINE TYPE HORIZONTAL BENDS (Pregalvanized)

Sipariş Kodu *(Order Code)*	w *(mm)*	h *(mm)*	t *(mm)*	Kg/Adet *(Kg/Pcs.)*
BHA-GYD05	50	12	1,00	0,366
BHA-GYD07	70	12	1,00	0,404
BHA-GYD10	100	12	1,00	0,647
BHA-GYD12	120	12	1,00	0,809
BHA-GYD15	150	12	1,00	0,917
BHA-GYD20	200	12	1,50	1,235
BHA-GYD25	250	12	1,50	1,599
BHA-GYD30	300	12	1,50	2,011

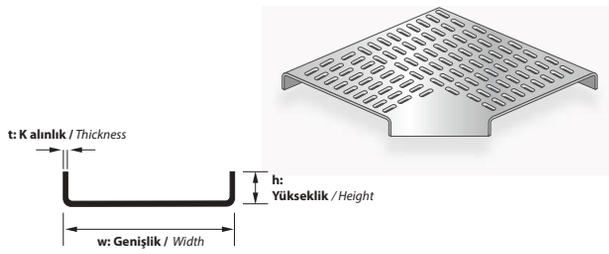

GEMİ TİPİ YATAY DÖNÜŞ ELEMANI (Alüminyum)
MARINE TYPE HORIZONTAL BENDS (Aluminum)

Sipariş Kodu *(Order Code)*	w *(mm)*	h *(mm)*	t *(mm)*	Kg/Adet *(Kg/Pcs.)*
BHA-GYDH05A	50	12	1,00	0,126
BHA-GYDH07A	70	12	1,00	0,139
BHA-GYDH10A	100	12	1,00	0,223
BHA-GYDH12A	120	12	1,00	0,279
BHA-GYDH15A	150	12	1,00	0,317
BHA-GYDH20A	200	12	1,50	0,426
BHA-GYDH25A	250	12	1,50	0,552
BHA-GYDH30A	300	12	1,50	0,694

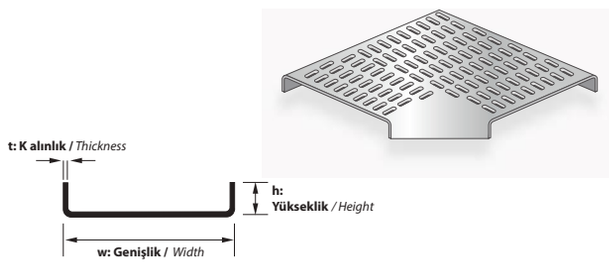

İÇ VE DIŞ BÜKEY ELEMANLARI (Pregalvaniz)
VERTICAL INSIDE AND OUTSIDE BENDS (Pregalvanized)

Sipariş Kodu *(Order Code)*	w *(mm)*	h *(mm)*	t *(mm)*	Kg/Adet *(Kg/Pcs.)*
BHA-GB05	50	12	1,00	0,465
BHA-GB07	70	12	1,00	0,590
BHA-GB10	100	12	1,00	0,779
BHA-GB12	120	12	1,00	0,904
BHA-GB15	150	12	1,00	1,093
BHA-GB20	200	12	1,50	2,110
BHA-GB25	250	12	1,50	2,581
BHA-GB30	300	12	1,50	3,052

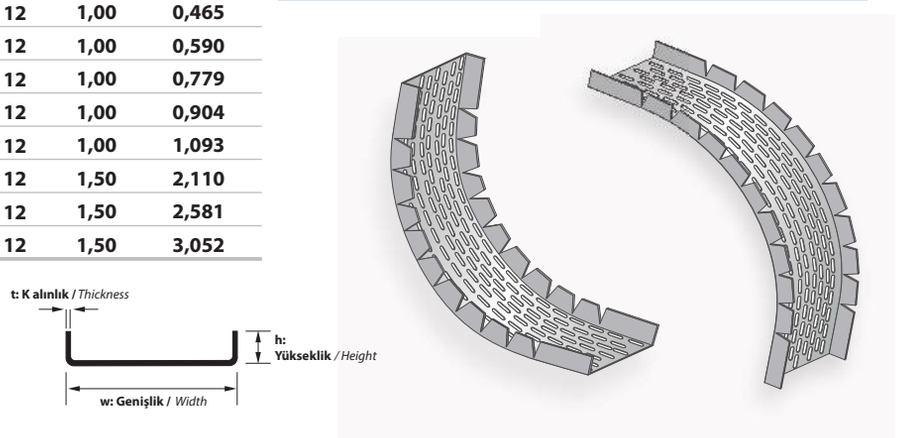

İÇ VE DIŞ BÜKEY ELEMANLARI (Alüminyum)
VERTICAL INSIDE AND OUTSIDE BENDS (Aluminum)

Sipariş Kodu *(Order Code)*	w *(mm)*	h *(mm)*	t *(mm)*	Kg/Adet *(Kg/Pcs.)*
BHA-GB05A	50	12	1,00	0,152
BHA-GB07A	70	12	1,00	0,195
BHA-GB10A	100	12	1,00	0,260
BHA-GB12A	120	12	1,00	0,304
BHA-GB15A	150	12	1,00	0,369
BHA-GB20A	200	12	1,50	0,715
BHA-GB25A	250	12	1,50	0,878
BHA-GB30A	300	12	1,50	1,041

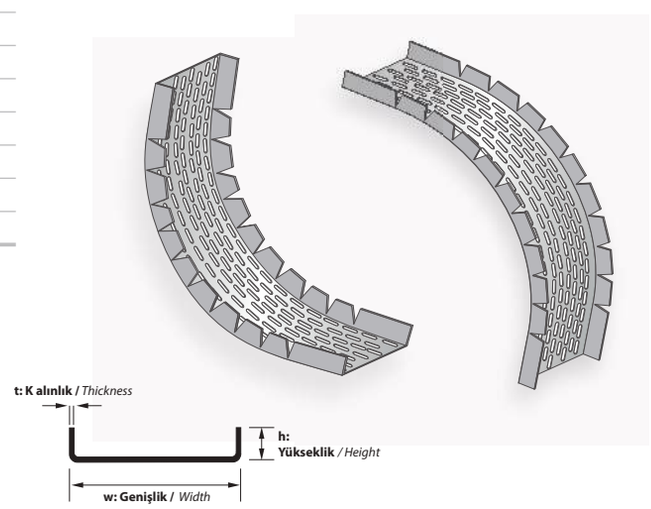

AÇIKLAMALAR / *INSTR UCTIONS :*

NOT : Ölçü toleransı ± 3 mm.'dir .

! Belirtilen ağırlıklar kesim ağırlıklarıdır.

NOTE: *The dimension tolerance in ± 3 mm*

! *The indicated weights are the weights before fabrication.*

Sipariş Kodu *(Order Code)*	w *(mm)*	h *(mm)*	t *(mm)*	Kg/Mt *(Kg/Mt.)*
BHA-GM10	100	40	5,00	3,617
BHA-GM15	150	40	5,00	4,030
BHA-GM20	200	40	5,00	4,348
BHA-GM25	250	40	5,00	4,666
BHA-GM30	300	40	5,00	4,984
BHA-GM40	400	40	5,00	5,620
BHA-GM50	500	40	5,00	6,256
BHA-GM60	600	40	5,00	6,892

Sipariş Kodu *(Order Code)*	w *(mm)*	h *(mm)*	t *(mm)*	Kg/Mt *(Kg/Mt.)*
BHA-GMH10	100	50	5,00	4,497
BHA-GMH15	150	50	5,00	4,815
BHA-GMH20	200	50	5,00	5,133
BHA-GMH25	250	50	5,00	5,451
BHA-GMH30	300	50	5,00	5,769
BHA-GMH40	400	50	5,00	6,405
BHA-GMH50	500	50	5,00	7,041
BHA-GMH60	600	50	5,00	7,677

AÇIKLAMALAR */ INSTRUCTIONS :*

NOT : Standart uzunluk 2000mm. İste ğe bağlı olarak uzunluklar değişebiliz
! Kablo merdivenlerinde ölçü toleransı ± 3 mm.'dir .
! Belirtilen ağırlıklar kesim ağırlıklarıdır.

NOTE: *Standart length is 2000mm. On req uest the lengths can change.*
! *The dimension tolerance in Cable Ladders are ± 3 mm*
! *The weights indicated above are the weights before the fabrication*

GEMİ TİPİ KABLO MERDİVENİ
MARINE TYPE CABLE LADDERS

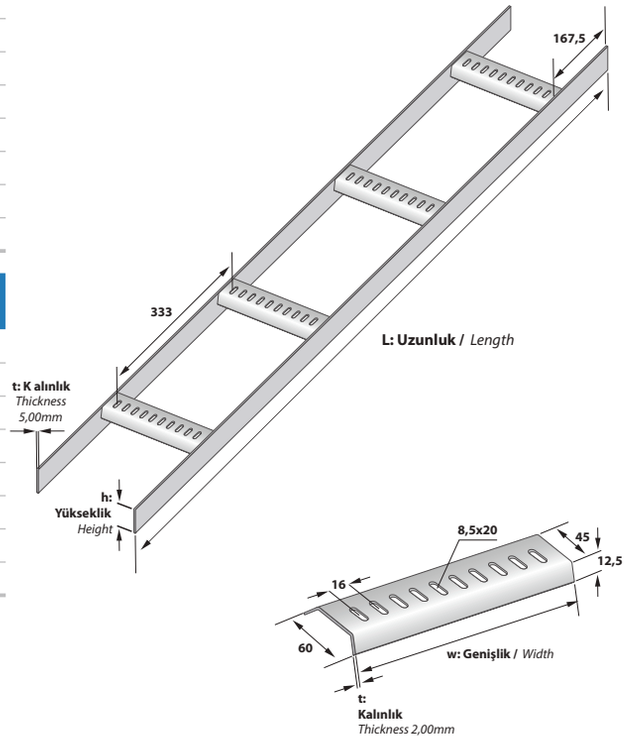

Merdiven Basamağı Ölçüleri
Rung Dimensions

Sipariş Kodu *(Order Code)*	w *(mm)*	h *(mm)*	t *(mm)*	Kg/Mt *(Kg/Mt.)*
BHA-GMD10	100	40	5,00	3,617
BHA-GMD15	150	40	5,00	4,030
BHA-GMD20	200	40	5,00	4,348
BHA-GMD25	250	40	5,00	4,666
BHA-GMD30	300	40	5,00	4,984
BHA-GMD40	400	40	5,00	5,620
BHA-GMD50	500	40	5,00	6,256
BHA-GMD60	600	40	5,00	6,892

Sipariş Kodu *(Order Code)*	w *(mm)*	h *(mm)*	t *(mm)*	Kg/Mt *(Kg/Mt.)*
BHA-GMDH10	100	50	5,00	4,497
BHA-GMDH15	150	50	5,00	4,815
BHA-GMDH20	200	50	5,00	5,133
BHA-GMDH25	250	50	5,00	5,451
BHA-GMDH30	300	50	5,00	5,769
BHA-GMDH40	400	50	5,00	6,405
BHA-GMDH50	500	50	5,00	7,041
BHA-GMDH60	600	50	5,00	7,677

DELİKLİ GEMİ TİPİ KABLO MERDİVENLERİ
PERFORATED MARINE TYPE CABLE LADDERS

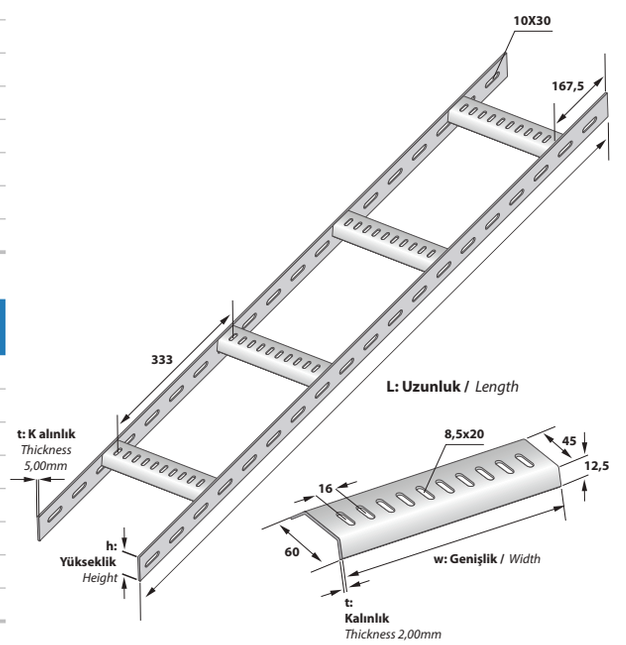

Merdiven Basamağı Ölçüleri
Rung Dimensions

AÇIKLAMALAR / *INSTR UCTIONS :*

MALZEME: Hadde profili 40x5 ve 50x5 silme lama ile 1 ,5 ve 2,0mm soğuk çekilmiş DKP sac; imalat sonrası TS 1 49 ya da TS EN ISO 1461 'e uygun olarak galv aniz kaplanmıştır.

KULLANIM YERİ: Kalın kablolar ile fazla ısı yayan kabloların geminin duvar veya tavanından taşınmasında k ullanılır

KULLANIM ŞEKLİ: Kablo merdivenleri, geminin duvar veya tavanına L ayaklar veya takozlar yar dımı ile tutturulurlar.

MATERIAL: *The metal sheet which is tractioned cold 1 ,5 and 2,0mm.DKP and 40x5 with 50x5 r oll prof le lama is covered galvanized according to TS 1 49 or TS EN ISO 1461 after manufacturing.*

PLA CE OF USE: *In bends 90° in the cour se of traying the thick and cables which emits heat t oo much, on the w all and ceiling of the ship.*

USA GE: *They are fastened to the cable ladder s, bends and to the wall and ceiling of the ship with the help of tra y hanging support and chock .*

Sipariş Kodu *(Order Code)*	w *(mm)*	b *(mm)*	c *(mm)*	h *(mm)*	t *(mm)*	Kg/Adet *(Kg/Pcs.)*
BHA-GMYD10	100	457	771	40	5,00	1,206
BHA-GMYD15	150	457	849,5	40	5,00	1,601
BHA-GMYD20	200	457	928	40	5,00	1,996
BHA-GMYD25	250	457	1006,5	40	5,00	2,390
BHA-GMYD30	300	457	1085	40	5,00	2,785
BHA-GMYD40	400	457	1242	40	5,00	3,329
BHA-GMYD50	500	457	1399	40	5,00	3,872
BHA-GMYD60	600	457	1556	40	5,00	4,415

Sipariş Kodu *(Order Code)*	w *(mm)*	b *(mm)*	c *(mm)*	h *(mm)*	t *(mm)*	Kg/Adet *(Kg/Pcs.)*
BHA-GMYDH10	100	457	771	50	5,00	1,441
BHA-GMYDH15	150	457	849,5	50	5,00	1,897
BHA-GMYDH20	200	457	928	50	5,00	2,354
BHA-GMYDH25	250	457	1006,5	50	5,00	2,810
BHA-GMYDH30	300	457	1085	50	5,00	3,267
BHA-GMYDH40	400	457	1242	50	5,00	3,871
BHA-GMYDH50	500	457	1399	50	5,00	4,476
BHA-GMYDH60	600	457	1556	50	5,00	5,081

AÇIKLAMALAR / *INSTR UCTIONS :*

Not: Ölçü toleransı ± 3 mm.'dir .
! Belirtilen ağırlıklar kesim ağırlıklarıdır.
Note: *The dimension tolerance is ± 3 mm*
! *The indicated weights are the weights before the fabrication*

GEMİ TİPİ KABLO MERDİVENİ YATAY DÖNÜŞ ELEMANI
MARINE TYPE CABLE LADDERS HORIZONTAL BENDS

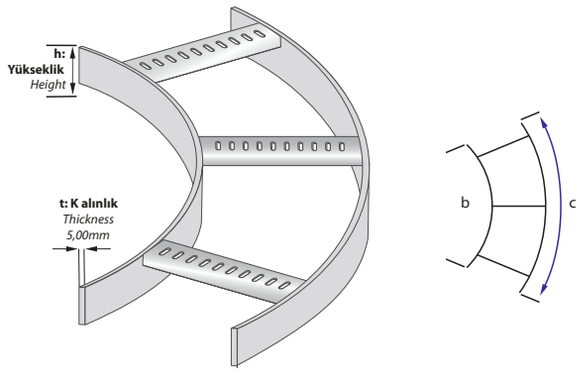

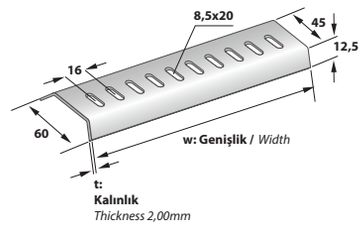

Merdiven Basamağı Ölçüleri
Rung Dimensions

Sipariş Kodu *(Order Code)*	w *(mm)*	b *(mm)*	c *(mm)*	h *(mm)*	t *(mm)*	Kg/Adet *(Kg/Pcs.)*
BHA-GMDYD10	100	457	771	40	5,00	1,206
BHA-GMDYD15	150	457	849,5	40	5,00	1,601
BHA-GMDYD20	200	457	928	40	5,00	1,996
BHA-GMDYD25	250	457	1006,5	40	5,00	2,390
BHA-GMDYD30	300	457	1085	40	5,00	2,785
BHA-GMDYD40	400	457	1242	40	5,00	3,329
BHA-GMDYD50	500	457	1399	40	5,00	3,872
BHA-GMDYD60	600	457	1556	40	5,00	4,415

Sipariş Kodu *(Order Code)*	w *(mm)*	b *(mm)*	c *(mm)*	h *(mm)*	t *(mm)*	Kg/Adet *(Kg/Pcs.)*
BHA-GMDYDH10	100	457	771	50	5,00	1,441
BHA-GMDYDH15	150	457	849,5	50	5,00	1,897
BHA-GMDYDH20	200	457	928	50	5,00	2,354
BHA-GMDYDH25	250	457	1006,5	50	5,00	2,810
BHA-GMDYDH30	300	457	1085	50	5,00	3,267
BHA-GMDYDH40	400	457	1242	50	5,00	3,871
BHA-GMDYDH50	500	457	1399	50	5,00	4,476
BHA-GMDYDH60	600	457	1556	50	5,00	5,081

AÇIKLAMALAR / *INSTR UCTIONS :*

Not: Ölçü toleransı ± 3 mm.'dir .
! Belirtilen ağırlıklar kesim ağırlıklarıdır.
Note: *The dimension tolerance is ± 3 mm*
! *The indicated weights are the weights before the fabrication*

DELİKLİ GEMİ TİPİ KABLO MERDİVENİ YATAY DÖNÜŞ ELEMANI
PERFORATED MARINE TYPE CABLE LADDERS HORIZONTAL BENDS

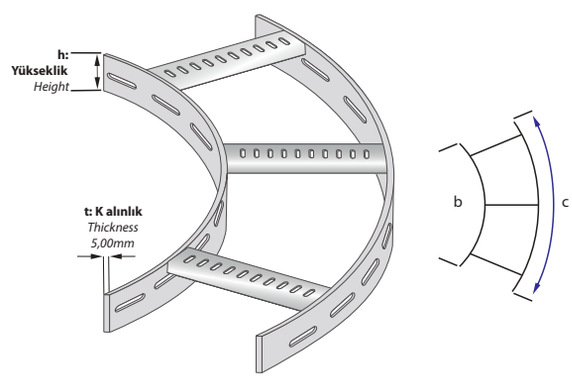

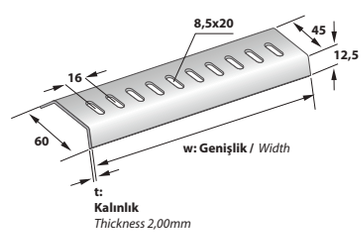

Merdiven Basamağı Ölçüleri
Rung Dimensions

AÇIKLAMALAR / *INSTRUCTIONS :*

MALZEME:	Hadde profili 40x5 ve 50x5 silme lama ile 1 ,5 ve 2,0mm so ğuk çekilmi DKP sac; imalat sonrası TS 1 49 ya da TS EN ISO 1461 'e uygun olarak galvaniz kaplanmıştır
KULLANIM YERİ:	Kalın kablolar ile fazla ısı yayan kabloların geminin duvar veya tavanından taşınmasında kullanılır
KULLANIM ŞEKLİ:	Kablo merdivenleri, geminin duvar veya tavanına L ayaklar veya takozlar yar dımı ile tutturulurlar.
MATERIAL:	*The metal sheet which is tractioned cold 1 ,5 and 2,0mm.DKP and 40x5 with 50x5 roll prof le lama is covered galvanized according to TS 1 49 or TS EN ISO 1461 after manufacturing.*
PLACE OF USE:	*In bends 90° in the cour se of traying the thick and cables which emits heat t oo much, on the w all and ceiling of the ship.*
USAGE:	*They are fastened to the cable ladder s, bends and to the wall and ceiling of the ship with the help of tra y hanging support and chock.*

GEMİ TİPİ KABLO MERDİVENİ
MARINE TYPE CABLE LADDERS

Sipariş Kodu (Order Code)	w (mm)	h (mm)	t (mm)	Kg/Mt (Kg/Mt.)
BHA-GMS10	100	40	5,00	3,852
BHA-GMS15	150	40	5,00	4,469
BHA-GMS20	200	40	5,00	4,944
BHA-GMS25	250	40	5,00	5,419
BHA-GMS30	300	40	5,00	5,894
BHA-GMS40	400	40	5,00	6,843
BHA-GMS50	500	40	5,00	7,793
BHA-GMS60	600	40	5,00	8,742

Sipariş Kodu (Order Code)	w (mm)	h (mm)	t (mm)	Kg/Mt (Kg/Mt.)
BHA-GMSH10	100	50	5,00	4,780
BHA-GMSH15	150	50	5,00	5,254
BHA-GMSH20	200	50	5,00	5,729
BHA-GMSH25	250	50	5,00	6,204
BHA-GMSH30	300	50	5,00	6,679
BHA-GMSH40	400	50	5,00	7,628
BHA-GMSH50	500	50	5,00	8,578
BHA-GMSH60	600	50	5,00	9,527

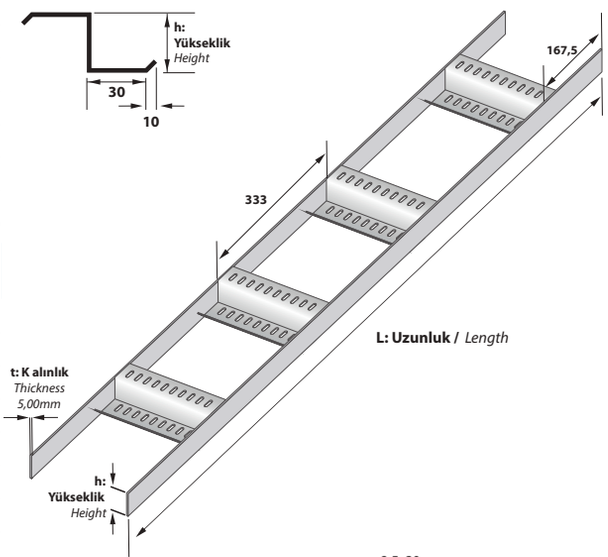

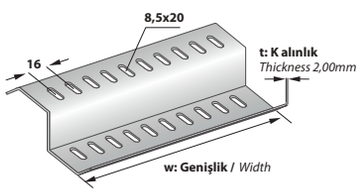

Merdiven Basamağı Ölçüleri
Rung Dimensions

AÇIKLAMALAR */ INSTRUCTIONS :*

NOT : Standart uzunluk 2000mm. İsteğe bağlı olarak uzunluklar değişebilir
! Kablo merdivenlerinde ölçü toleransı ± 3 mm.'dir.
! Belirtilen ağırlıklar kesim ağırlıklarıdır.

NOTE: *Standart length is 2000mm. On req uest the lengths can change.*
! *The dimension tolerance in Cable Ladders are ± 3 mm*
! *The weights indicated above are the weights before the fabrication*

DELİKLİ GEMİ TİPİ KABLO MERDİVENLERİ
PERFORATED MARINE TYPE CABLE LADDERS

Sipariş Kodu (Order Code)	w (mm)	h (mm)	t (mm)	Kg/Mt (Kg/Mt.)
BHA-GMDS10	100	40	5,00	3,852
BHA-GMDS15	150	40	5,00	4,469
BHA-GMDS20	200	40	5,00	4,944
BHA-GMDS25	250	40	5,00	5,419
BHA-GMDS30	300	40	5,00	5,894
BHA-GMDS40	400	40	5,00	6,843
BHA-GMDS50	500	40	5,00	7,793
BHA-GMDS60	600	40	5,00	8,742

Sipariş Kodu (Order Code)	w (mm)	h (mm)	t (mm)	Kg/Mt (Kg/Mt.)
BHA-GMDSH10	100	50	5,00	4,780
BHA-GMDSH15	150	50	5,00	5,254
BHA-GMDSH20	200	50	5,00	5,729
BHA-GMDSH25	250	50	5,00	6,204
BHA-GMDSH30	300	50	5,00	6,679
BHA-GMDSH40	400	50	5,00	7,628
BHA-GMDSH50	500	50	5,00	8,578
BHA-GMDSH60	600	50	5,00	9,527

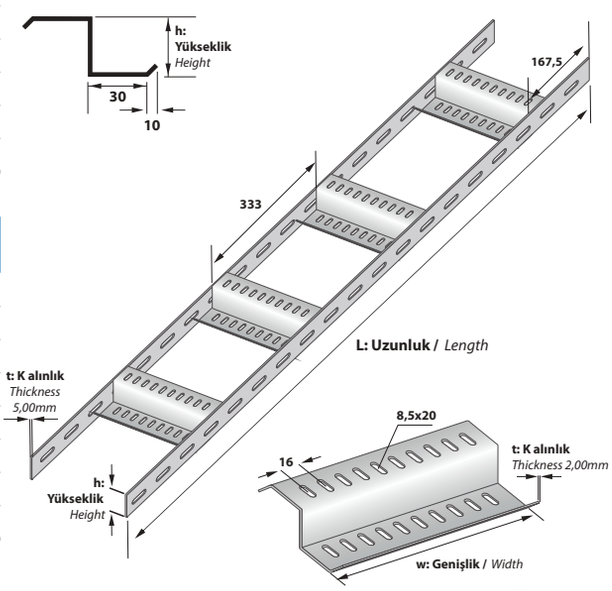

Merdiven Basamağı Ölçüleri
Rung Dimensions

AÇIKLAMALAR / *INSTR UCTIONS :*

MALZEME: Hadde profili 40x5 ve 50x5 silme lama ile 1 ,5 ve 2,0mm soğuk çekilmiş DKP sac; imalat sonrası TS49 ya da TS EN ISO 1461 'e uygun olarak galvaniz kaplanmıştır.
KULLANIM YERİ: Kalın kablolar ile fazla ısı yayan kabloların geminin duvar veya tavanından taşınmasında kullanılır
KULLANIM ŞEKLİ: Kablo merdivenleri, geminin duvar veya tavanına L ayaklar veya takozlar yardımı ile tutturulurlar.

MATERIAL: *The metal sheet which is tractioned cold 1 ,5 and 2,0mm.DKP and 40x5 with 50x5 r oll prof le lama is covered galvanized according to TS 1 49 or TS EN ISO 1461 after manufacturing.*
PLACE OF USE: *In bends 90° in the cour se of traying the thick and cables which emits heat t oo much, on the wall and ceiling of the ship.*
USAGE: *They are fastened to the cable ladder s, bends and to the wall and ceiling of the ship with the help of tra y hanging support and chock.*

GEMİ TİPİ KABLO MERDİVENİ YATAY DÖNÜŞ ELEMANI
MARINE TYPE CABLE LADDERS HORIZONTAL BENDS

Sipariş Kodu *(Order Code)*	w *(mm)*	b *(mm)*	c *(mm)*	h *(mm)*	t *(mm)*	Kg/Adet *(Kg/Pcs.)*
BHA-GMSYD10	100	457	771	40	5,00	1,397
BHA-GMSYD15	150	457	849,5	40	5,00	1,898
BHA-GMSYD20	200	457	928	40	5,00	2,398
BHA-GMSYD25	250	457	1006,5	40	5,00	2,899
BHA-GMSYD30	300	457	1085	40	5,00	3,400
BHA-GMSYD40	400	457	1242	40	5,00	4,155
BHA-GMSYD50	500	457	1399	40	5,00	4,910
BHA-GMSYD60	600	457	1556	40	5,00	5,666

Sipariş Kodu *(Order Code)*	w *(mm)*	b *(mm)*	c *(mm)*	h *(mm)*	t *(mm)*	Kg/Adet *(Kg/Pcs.)*
BHA-GMSYDH10	100	457	771	50	5,00	1,631
BHA-GMSYDH15	150	457	849,5	50	5,00	2,194
BHA-GMSYDH20	200	457	928	50	5,00	2,756
BHA-GMSYDH25	250	457	1006,5	50	5,00	3,319
BHA-GMSYDH30	300	457	1085	50	5,00	3,881
BHA-GMSYDH40	400	457	1242	50	5,00	4,698
BHA-GMSYDH50	500	457	1399	50	5,00	5,515
BHA-GMSYDH60	600	457	1556	50	5,00	6,332

AÇIKLAMALAR / *INSTR UCTIONS :*

Not: Ölçü toleransı ± 3 mm.'dir .
! Belirtilen ağırlıklar kesim ağırlıklarıdır.

Note: *The dimension tolerance is ± 3 mm*
! *The indicated weights are the weights before the fabrication*

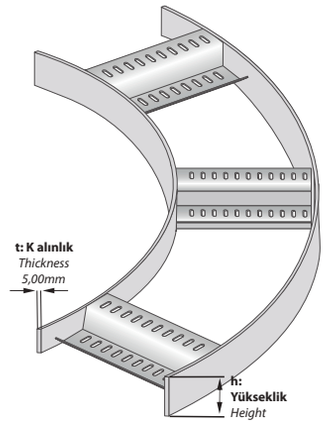

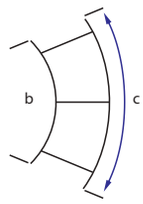

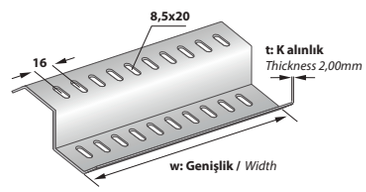

Merdiven Basamağı Ölçüleri
Rung Dimensions

DELİKLİ GEMİ TİPİ KABLO MERDİVENİ YATAY DÖNÜŞ ELEMANI
PERFORATED MARINE TYPE CABLE LADDERS HORIZONTAL BENDS

Sipariş Kodu *(Order Code)*	w *(mm)*	b *(mm)*	c *(mm)*	h *(mm)*	t *(mm)*	Kg/Adet *(Kg/Pcs.)*
BHA-GMDSYD10	100	457	771	40	5,00	1,397
BHA-GMDSYD15	150	457	849,5	40	5,00	1,898
BHA-GMDSYD20	200	457	928	40	5,00	2,398
BHA-GMDSYD25	250	457	1006,5	40	5,00	2,899
BHA-GMDSYD30	300	457	1085	40	5,00	3,400
BHA-GMDSYD40	400	457	1242	40	5,00	4,155
BHA-GMDSYD50	500	457	1399	40	5,00	4,910
BHA-GMDSYD60	600	457	1556	40	5,00	5,666

Sipariş Kodu *(Order Code)*	w *(mm)*	b *(mm)*	c *(mm)*	h *(mm)*	t *(mm)*	Kg/Adet *(Kg/Pcs.)*
BHA-GMDSYDH10	100	457	771	50	5,00	1,631
BHA-GMDSYDH15	150	457	849,5	50	5,00	2,194
BHA-GMDSYDH20	200	457	928	50	5,00	2,756
BHA-GMDSYDH25	250	457	1006,5	50	5,00	3,319
BHA-GMDSYDH30	300	457	1085	50	5,00	3,881
BHA-GMDSYDH40	400	457	1242	50	5,00	4,698
BHA-GMDSYDH50	500	457	1399	50	5,00	5,515
BHA-GMDSYDH60	600	457	1556	50	5,00	6,332

AÇIKLAMALAR / *INSTR UCTIONS :*

Not: Ölçü toleransı ± 3 mm.'dir .
! Belirtilen ağırlıklar kesim ağırlıklarıdır.

Note: *The dimension tolerance is ± 3 mm*
! *The indicated weights are the weights before the fabrication*

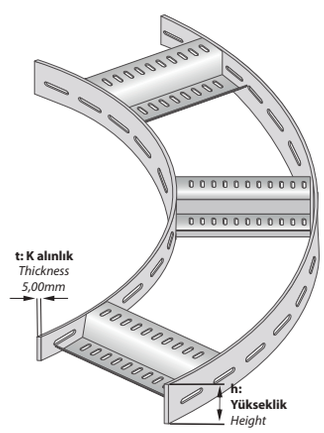

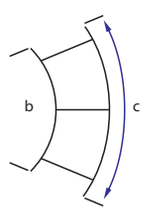

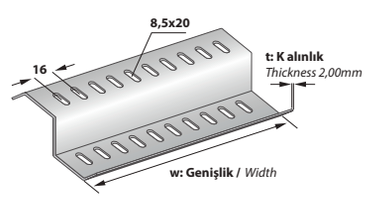

Merdiven Basamağı Ölçüleri
Rung Dimensions

AÇIKLAMALAR / *INSTR UCTIONS :*

MALZEME: Hadde profil 40x5 ve 50x5 silme lama ile 1 ,5 ve 2,0mm soğuk çekilmi DKP sac; imalat sonrası TS 1 49 ya da TS EN ISO 1461 'e uygun olarak galvaniz kaplanmıştır

KULLANIM YERİ: Kalın kablolar ile fazla ısı yayan kabloların geminin duvar veya tavanından taşınmasında kullanılır

KULLANIM ŞEKLİ: Kablo merdivenleri, geminin duvar veya tavanına L ayaklar veya takozlar yar dımı ile tutturulurlar.

MATERIAL: *The metal sheet which is tractioned cold 1,5 and 2,0mm.DKP and 40x5 with 50x5 roll prof le lama is covered galvanized according to TS 1 49 or TS EN ISO 1461 after manufacturing.*

PLACE OF USE: *In bends 90° in the cour se of traying the thick and cables which emits heat t oo much, on the wall and ceiling of the ship.*

USAGE: *They are fastened to the cable ladders, bends and to the wall and ceiling of the ship with the help of tray hanging support and chock .*

L ASKI AYAĞI
L HANGING SUPPORT

Sipariş Kodu (Order Code)	w (mm)	h (mm)	t (mm)	Kg/Adet (Kg/Pcs.)
BHA-LA10	100	30	5,00	0,141
BHA-LA15	150	30	5,00	0,200
BHA-LA20	200	30	5,00	0,259
BHA-LA25	250	30	5,00	0,318
BHA-LA30	300	30	5,00	0,377
BHA-LA40	400	30	5,00	0,495
BHA-LA50	500	30	5,00	0,612
BHA-LA60	600	30	5,00	0,730

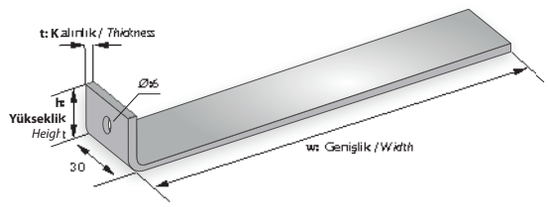

AÇIKLAMALAR / *INSTR UCTIONS :*

NOT : Ölçü toleransı ± 3 mm'dir .

! Belirtilen ağırlıklar kesim ağırlıklarıdır.

NOTE: *The dimension tolerance in ± 3 mm*

! *The indicated weights are the weights before fabrication.*

DELİKLİ L ASKI AYAĞI
PERFORATED L HANGING SUPPORT

Sipariş Kodu (Order Code)	w (mm)	h (mm)	t (mm)	Kg/Adet (Kg/Pcs.)
BHA-DLA10	100	50	5,00	0,220
BHA-DLA15	150	50	5,00	0,298
BHA-DLA20	200	50	5,00	0,377
BHA-DLA25	250	50	5,00	0,455
BHA-DLA30	300	50	5,00	0,534
BHA-DLA40	400	50	5,00	0,691
BHA-DLA50	500	50	5,00	0,848
BHA-DLA60	600	50	5,00	1,005

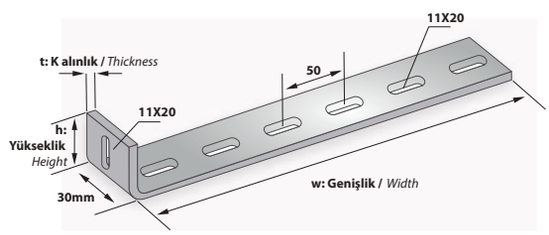

AÇIKLAMALAR / *INSTR UCTIONS :*

NOT : Ölçü toleransı ± 3 mm'dir .

! Belirtilen ağırlıklar kesim ağırlıklarıdır.

NOTE: *The dimension tolerance in ± 3 mm*

! *The indicated weights are the weights before fabrication.*

KABLO MERDİVENİ EK PARÇASI
CABLE LADDERS STRAIGHT CONNECTORS

Sipariş Kodu (Order Code)	w (mm)	h (mm)	t (mm)	Kg/Adet (Kg/Pcs.)
BHA-G1-4	150	40	4,00	0,636
BHA-G1-5	150	50	4,00	0,754

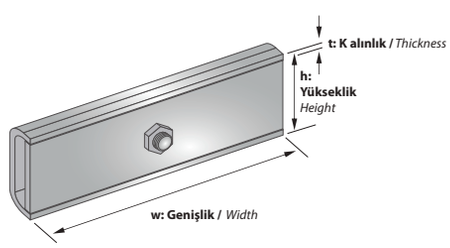

AÇIKLAMALAR / *INSTR UCTIONS :*

NOT : Ölçü toleransı ± 3 mm'dir .

! Belirtilen ağırlıklar kesim ağırlıklarıdır.

NOTE: *The dimension tolerance in ± 3 mm*

! *The indicated weights are the weights before fabrication.*

AÇIKLAMALAR / *INSTR UCTIONS :*

MALZEME: Hadde profili 40x5 ve 50x5 silme lama ile 1 ,5 ve 2,0mm so ğuk çekilmi DKP sac; imalat sonrası TS 1 49 ya da TS EN ISO 1461 'e uygun olarak galvaniz kaplanm ıştır

KULLANIM YERİ: Kalın kablolar ile fazla ısı yayan kabloların geminin duvar veya tavanından taşınmasında kullanılır

KULLANIM ŞEKLİ: Kablo merdivenleri, geminin duvar veya tavanına L ayaklar veya takozlar yar dımı ile tutturulurlar.

MATERIAL: *The metal sheet which is tractioned cold 1 ,5 and 2,0mm.DKP and 40x5 with 50x5 r oll prof le lama is covered galvanized according to TS 1 49 or TS EN ISO 1461 after manufacturing.*

PLACE OF USE: *In bends 90° in the cour se of traying the thick and cables which emits heat t oo much, on the wall and ceiling of the ship.*

USA GE: *They are fastened to the cable ladders, bends and to the wall and ceiling of the ship with the help of tra y hanging support and chock.*

DELİKLİ U KONSOL
PERFORATED U BRACKET

Sipariş Kodu *(Order Code)*	w *(mm)*	h *(mm)*	t *(mm)*	Kg/Adet *(Kg/Adet)*
BHA-DUK10	100	30	5,00	0,204
BHA-DUK15	150	30	5,00	0,283
BHA-DUK20	200	30	5,00	0,361
BHA-DUK25	250	30	5,00	0,440
BHA-DUK30	300	30	5,00	0,518
BHA-DUK40	400	30	5,00	0,675
BHA-DUK50	500	30	5,00	0,832
BHA-DUK60	600	30	5,00	0,989

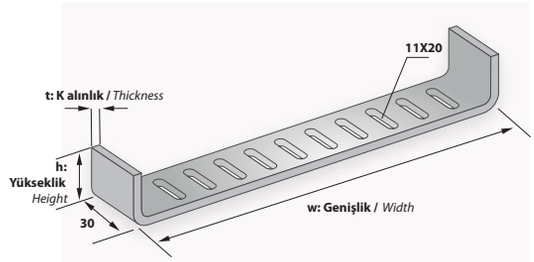

AÇIKLAMALAR / *INSTR UCTIONS :*

NOT : Ölçü toleransı ± 3 mm.'dir .

! Belirtilen ağırlıklar kesim ağırlıklarıdır.

NOTE: *The dimension tolerance in ± 3 mm*

! *The indicated weights are the weights before fabrication.*

DELİKLİ UZUN U KONSOL
PERFORATED U LONG BRACKET

Sipariş Kodu *(Order Code)*	w *(mm)*	h *(mm)*	t *(mm)*	Kg/Adet *(Kg/Adet)*
BHA-DUUK10	100	60	5,00	0,298
BHA-DUUK15	150	60	5,00	0,377
BHA-DUUK20	200	60	5,00	0,455
BHA-DUUK25	250	60	5,00	0,534
BHA-DUUK30	300	60	5,00	0,612
BHA-DUUK40	400	60	5,00	0,769
BHA-DUUK50	500	60	5,00	0,926
BHA-DUUK60	600	60	5,00	1,083

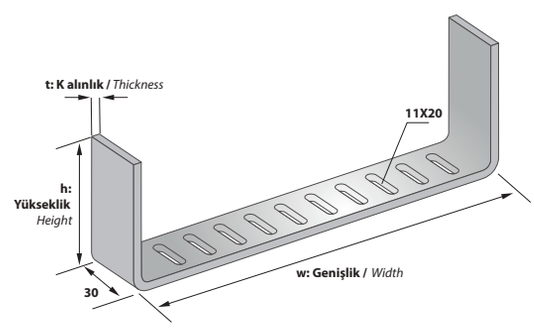

AÇIKLAMALAR / *INSTR UCTIONS :*

NOT : Ölçü toleransı ± 3 mm.'dir .

! Belirtilen ağırlıklar kesim ağırlıklarıdır.

NOTE: *The dimension tolerance in ± 3 mm*

! *The indicated weights are the weights before fabrication.*

AÇIKLAMALAR / *INSTR UCTIONS :*

MALZEME:	Hadde profili 40x5 ve 50x5 silme lama ile 1 ,5 ve 2,0mm so ğuk çekilmi DKP sac; imalat sonrası TS 1 49 ya da TS EN ISO 1461 'e uygun olarak galvaniz kaplanm ıştır
KULLANIM YERİ:	Kalın kablolar ile fazla ısı yayan kabloların geminin duvar veya tavanından taşınmasında kullanılır
KULLANIM ŞEKLİ:	Kablo merdivenleri, geminin duvar veya tavanına L ayaklar veya takozlar yar dımı ile tutturulurlar.
MATERIAL:	*The metal sheet which is tractioned cold 1 ,5 and 2,0mm.DKP and 40x5 with 50x5 r oll prof le lama is covered galvanized according to TS 1 49 or TS EN ISO 1461 after manufacturing.*
PLACE OF USE:	*In bends 90° in the cour se of traying the thick and cables which emits heat t oo much, on the wall and ceiling of the ship.*
USA GE:	*They are fastened to the cable ladders, bends and to the wall and ceiling of the ship with the help of tra y hanging support and chock.*

DAR U KONSOL
NARROW U BRACKET

Sipariş Kodu *(Order Code)*	w *(mm)*	h *(mm)*	t *(mm)*	Kg/Adet *(Kg/Pcs.)*
BHA-UKD10	100	30	5,00	0,102
BHA-UKD15	150	30	5,00	0,141
BHA-UKD20	200	30	5,00	0,181
BHA-UKD25	250	30	5,00	0,220
BHA-UKD30	300	30	5,00	0,259
BHA-UKD40	400	30	5,00	0,338
BHA-UKD50	500	30	5,00	0,416
BHA-UKD60	600	30	5,00	0,495

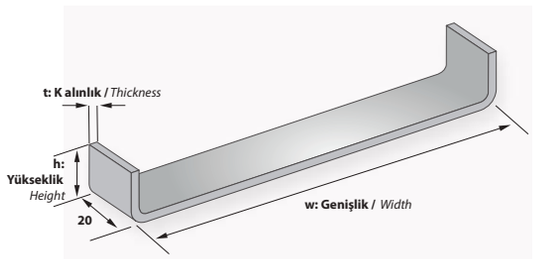

	AÇIKLAMALAR / *INSTR UCTIONS :*
NOT :	Ölçü toleransı ± 3 mm.'dir .
!	Belirtilen ağırlıklar kesim ağırlıklarıdır.
NOTE:	*The dimension tolerance in ± 3 mm*
!	*The indicated weights are the weights before fabrication.*

U KONSOL
U BRACKET

Sipariş Kodu *(Order Code)*	w *(mm)*	h *(mm)*	t *(mm)*	Kg/Adet *(Kg/Pcs.)*
BHA-UK10	100	30	5,00	0,153
BHA-UK15	150	30	5,00	0,212
BHA-UK20	200	30	5,00	0,271
BHA-UK25	250	30	5,00	0,330
BHA-UK30	300	30	5,00	0,389
BHA-UK40	400	30	5,00	0,506
BHA-UK50	500	30	5,00	0,624
BHA-UK60	600	30	5,00	0,742

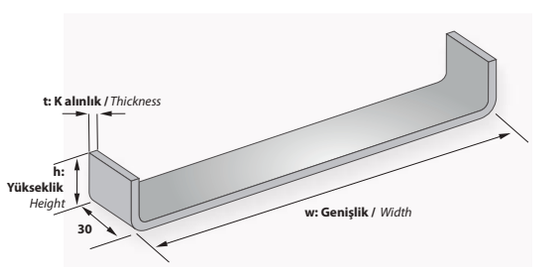

	AÇIKLAMALAR / *INSTR UCTIONS :*
NOT :	Ölçü toleransı ± 3 mm.'dir .
!	Belirtilen ağırlıklar kesim ağırlıklarıdır.
NOTE:	*The dimension tolerance in ± 3 mm*
!	*The indicated weights are the weights before fabrication.*

	AÇIKLAMALAR / *INSTR UCTIONS :*
MALZEME:	Hadde profili 40x5 ve 50x5 silme lama ile 1 ,5 ve 2,0mm so ğuk çekilmi DKP sac; imalat sonrası TS 1 49 ya da TS EN ISO 1461 'e uygun olarak galvaniz kaplanm ıştır
KULLANIM YERİ:	Kalın kablolar ile fazla ısı yayan kabloların geminin duvar veya tavanından taşınmasında kullanılır
KULLANIM ŞEKLİ:	Kablo merdivenleri, geminin duvar veya tavanına L ayaklar veya takozlar yar dımı ile tutturulurlar.
MATERIAL:	*The metal sheet which is tractioned cold 1 ,5 and 2,0mm.DKP and 40x5 with 50x5 r oll prof le lama is covered galvanized according to TS 1 49 or TS EN ISO 1461 after manufacturing.*
PLACE OF USE:	*In bends 90° in the cour se of traying the thick and cables which emits heat t oo much, on the wall and ceiling of the ship.*
USA GE:	*They are fastened to the cable ladders, bends and to the wall and ceiling of the ship with the help of tra y hanging support and chock.*

F KONSOL
F TYPE BRACKET

Sipariş Kodu *(Order Code)*	w *(mm)*	h *(mm)*	t *(mm)*	Kg/Adet *(Kg/Pcs.)*
BHA-FK10	100	155	5,00	0,604
BHA-FK15	150	155	5,00	0,761
BHA-FK20	200	155	5,00	0,918
BHA-FK25	250	155	5,00	1,075
BHA-FK30	300	155	5,00	1,232
BHA-FK40	400	155	5,00	1,546
BHA-FK50	500	155	5,00	1,860
BHA-FK60	600	155	5,00	2,174

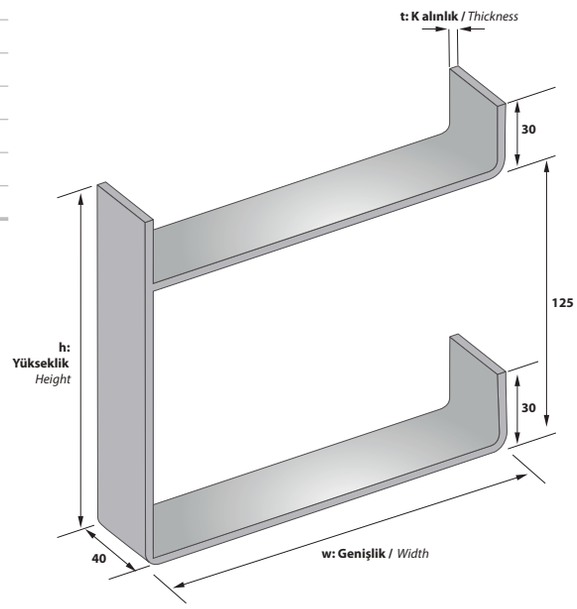

AÇIKLAMALAR / *INSTR UCTIONS :*

NOT : Ölçü toleransı ± 3 mm.'dir .

! Belirtilen ağırlıklar kesim ağırlıklarıdır.

NOTE: *The dimension tolerance in ± 3 mm*

! *The indicated weights are the weights before fabrication.*

UZUN F KONSOL
F TYPE LONG BRACKET

Sipariş Kodu *(Order Code)*	w *(mm)*	h *(mm)*	t *(mm)*	Kg/Adet *(Kg/Pcs.)*
BHA-UFK10	100	225	5,00	0,824
BHA-UFK15	150	225	5,00	0,981
BHA-UFK20	200	225	5,00	1,138
BHA-UFK25	250	225	5,00	1,295
BHA-UFK30	300	225	5,00	1,452
BHA-UFK40	400	225	5,00	1,766
BHA-UFK50	500	225	5,00	2,080
BHA-UFK60	600	225	5,00	2,394

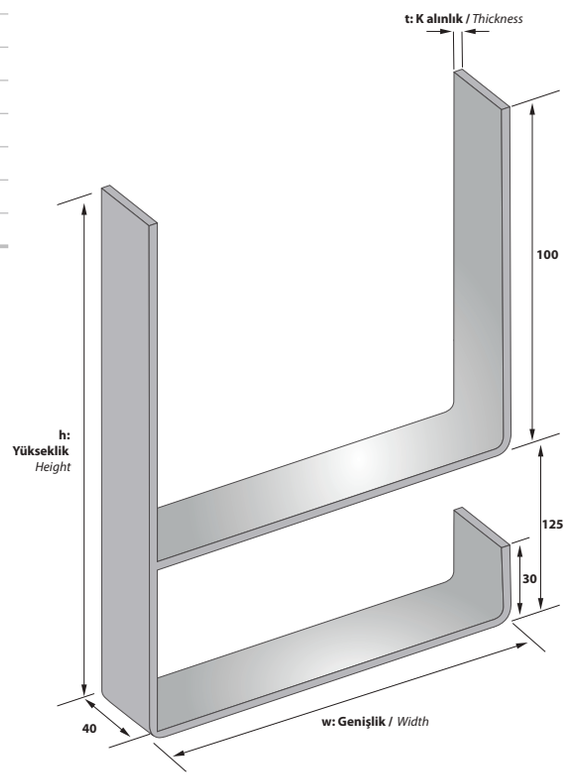

AÇIKLAMALAR / *INSTR UCTIONS :*

NOT : Ölçü toleransı ± 3 mm.'dir .

! Belirtilen ağırlıklar kesim ağırlıklarıdır.

NOTE: *The dimension tolerance in ± 3 mm*

! *The indicated weights are the weights before fabrication.*

AÇIKLAMALAR / *INSTR UCTIONS :*

MALZEME:	Hadde profili 40x5 ve 50x5 silme lama ile 1 ,5 ve 2,0mm so ğuk çekilmi DKP sac; imalat sonrası TS 1 49 ya da TS EN ISO 1461 'e uygun olarak galvaniz kaplanmıştır
KULLANIM YERİ:	Kalın kablolar ile fazla ısı yayan kabloların geminin duvar veya tavanından taşınmasında kullanılır
KULLANIM ŞEKLİ:	Kablo merdivenleri, geminin duvar veya tavanına L ayaklar veya takozlar yardımı ile tutturulurlar.
MATERIAL:	*The metal sheet which is tractioned cold 1 ,5 and 2,0mm.DKP and 40x5 with 50x5 r oll prof le lama is covered galvanized according to TS 1 49 or TS EN ISO 1461 after manufacturing.*
PLACE OF USE:	*In bends 90° in the cour se of traying the thick and cables which emits heat t oo much, on the wall and ceiling of the ship.*
USA GE:	*They are fastened to the cable ladders, bends and to the wall and ceiling of the ship with the help of tra y hanging support and chock.*

E KONSOL
E TYPE BRACKET

Sipariş Kodu *(Order Code)*	w *(mm)*	h *(mm)*	t *(mm)*	Kg/Adet *(Kg/Pcs.)*
BHA-EK10	100	320	5,00	1,382
BHA-EK15	150	320	5,00	1,754
BHA-EK20	200	320	5,00	2,127
BHA-EK25	250	320	5,00	2,500
BHA-EK30	300	320	5,00	2,873
BHA-EK40	400	320	5,00	3,619
BHA-EK50	500	320	5,00	4,365
BHA-EK60	600	320	5,00	5,110

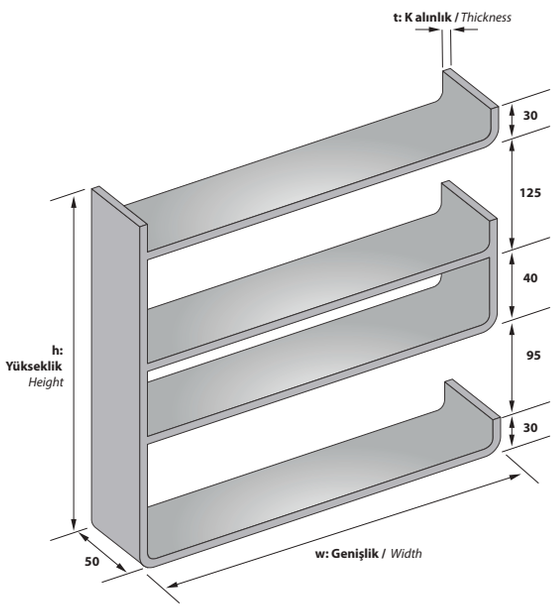

➤	AÇIKLAMALAR / *INSTR UCTIONS :*
NOT :	Ölçü toleransı ± 3 mm.'dir .
!	Belirtilen ağırlıklar kesim ağırlıklarıdır.
NOTE:	*The dimension tolerance in ± 3 mm*
!	*The indicated weights are the weights before fabrication.*

UZUN E KONSOL
E TYPE LONG BRACKET

Sipariş K odu *(Order Code)*	w *(mm)*	h *(mm)*	t *(mm)*	Kg/Adet *(Kg/Pcs.)*
BHA-UEK10	100	390	5,00	1,554
BHA-UEK15	150	390	5,00	1,908
BHA-UEK20	200	390	5,00	2,261
BHA-UEK25	250	390	5,00	2,614
BHA-UEK30	300	390	5,00	2,967
BHA-UEK40	400	390	5,00	3,674
BHA-UEK50	500	390	5,00	4,380
BHA-UEK60	600	390	5,00	5,087

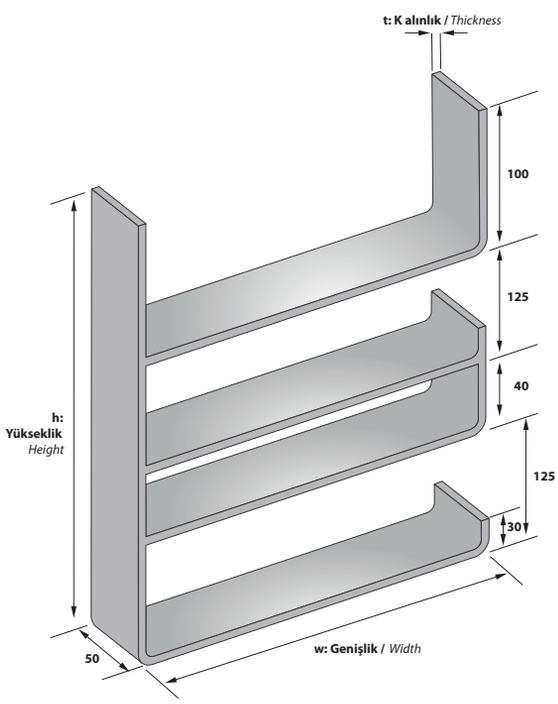

➤	AÇIKLAMALAR / *INSTR UCTIONS :*
NOT :	Ölçü toleransı ± 3 mm.'dir .
!	Belirtilen ağırlıklar kesim ağırlıklarıdır.
NOTE:	*The dimension tolerance in ± 3 mm*
!	*The indicated weights are the weights before fabrication.*

➤	AÇIKLAMALAR / *INSTR UCTIONS :*
MALZEME:	Hadde profili 40x5 ve 50x5 silme lama ile 1 ,5 ve 2,0mm so ğuk çekilmi DKP sac; imalat sonrası TS 1 49 ya da TS EN ISO 1461 'e uygun olarak galvaniz kaplanm ıştır
KULLANIM YERİ:	Kalın kablolar ile fazla ısı yayan kabloların geminin duvar veya tavanından taşınmasında kullanılır
KULLANIM ŞEKLİ:	Kablo merdivenleri, geminin duvar veya tavanına L ayaklar veya takozlar yar dımı ile tutturulurlar.
MATERIAL:	*The metal sheet which is tractioned cold 1 ,5 and 2,0mm.DKP and 40x5 with 50x5 r oll prof le lama is covered galvanized according to TS 1 49 or TS EN ISO 1461 after manufacturing.*
PLACE OF USE:	*In bends 90° in the cour se of traying the thick and cables which emits heat t oo much, on the wall and ceiling of the ship.*
USA GE:	*They are fastened to the cable ladders, bends and to the wall and ceiling of the ship with the help of tra y hanging support and chock.*

F KONSOL KELEPÇESİ
CLAMPS FOR F TYPE BRACKET

Sipariş Kodu (Order Code)	w (mm)	h (mm)	t (mm)	Kg/Adet (Kg/Pcs.)
BHA-FKK1	10	155	2,00	0,101

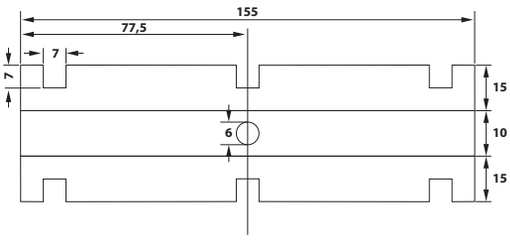

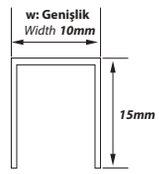

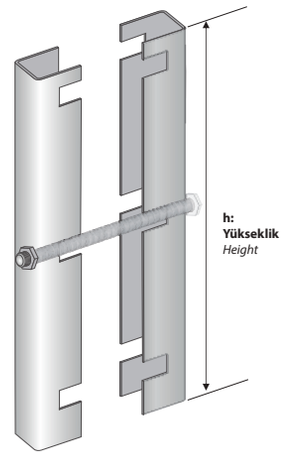

	AÇIKLAMALAR / *INSTR UCTIONS :*
NOT :	Ölçü toleransı ± 3 mm.'dir .
!	Belirtilen ağırlıklar kesim ağırlıklarıdır.
NOTE:	*The dimension tolerance in ± 3 mm*
!	*The indicated weights are the weights before fabrication.*

ŞAPKALI L ASKI AYAĞI
L TYPE HUNGING SUPPORT

Sipariş Kodu (Order Code)	L (mm)	t (mm)	Kg/Adet (Kg/Pcs.)
BHA-LTA10	100	5,00	0,483
BHA-LTA15	150	5,00	0,542
BHA-LTA20	200	5,00	0,601
BHA-LTA25	250	5,00	0,659
BHA-LTA30	300	5,00	0,718
BHA-LTA40	400	5,00	0,836
BHA-LTA50	500	5,00	0,954
BHA-LTA60	600	5,00	1,072

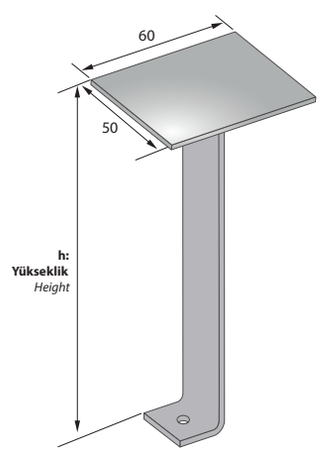

	AÇIKLAMALAR / *INSTR UCTIONS :*
NOT :	Ölçü toleransı ± 3 mm.'dir .
!	Belirtilen ağırlıklar kesim ağırlıklarıdır.
NOTE:	*The dimension tolerance in ± 3 mm*
!	*The indicated weights are the weights before fabrication.*

	AÇIKLAMALAR / *INSTR UCTIONS :*
MALZEME:	Hadde profili 40x5 ve 50x5 silme lama ile 1 ,5 ve 2,0mm so ğuk çekilmi DKP sac; imalat sonrası TS 1 49 ya da TS EN ISO 1461 'e uygun olarak galvaniz kaplanmıştır
KULLANIM YERİ:	Kalın kablolar ile fazla ısı yayan kabloların geminin duvar veya tavanından taşınmasında kullanılır
KULLANIM ŞEKLİ:	Kablo merdivenleri, geminin duvar veya tavanına L ayaklar veya takozlar yardımı ile tutturulurlar.
MATERIAL:	*The metal sheet which is tractioned cold 1 ,5 and 2,0mm.DKP and 40x5 with 50x5 r oll prof le lama is covered galvanized according to TS 1 49 or TS EN ISO 1461 after manufacturing.*
PLACE OF USE:	*In bends 90° in the cour se of traying the thick and cables which emits heat t oo much, on the wall and ceiling of the ship.*
USA GE:	*They are fastened to the cable ladders, bends and to the wall and ceiling of the ship with the help of tra y hanging support and chock.*

Sipariş Kodu *(Order Code)*	w *(mm)*	h *(mm)*	t *(mm)*	Kg/Adet *(Kg/Pcs.)*
BHA-LBA1	60	100	5,00	0,393

LAMBA AYAĞI
SUPPORT FOR LAMP

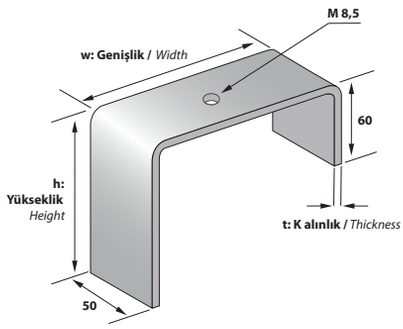

	AÇIKLAMALAR / *INSTR UCTIONS :*
NOT :	Ölçü toleransı ± 3 mm.'dir .
!	Belirtilen ağırlıklar kesim ağırlıklarıdır.
NOTE:	*The dimension tolerance in ± 3 mm*
!	*The indicated weights are the weights before fabrication.*

Sipariş Kodu *(Order Code)*	w *(mm)*	h *(mm)*	t *(mm)*	Kg/Adet *(Kg/Pcs.)*
BHA-HLBA	100	200	5,00	0,565

HARİCİ LAMBA AYAĞI
SUPPORT FOR EXTERNAL LAMP

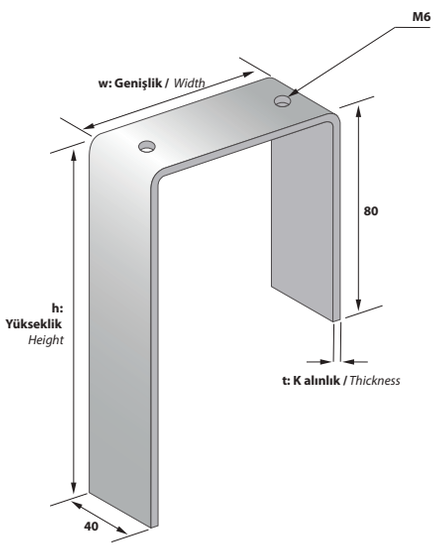

	AÇIKLAMALAR / *INSTR UCTIONS :*
NOT :	Ölçü toleransı ± 3 mm.'dir .
!	Belirtilen ağırlıklar kesim ağırlıklarıdır.
NOTE:	*The dimension tolerance in ± 3 mm*
!	*The indicated weights are the weights before fabrication.*

	AÇIKLAMALAR / *INSTR UCTIONS :*
MALZEME:	Hadde profili 40x5 ve 50x5 silme lama ile 1 ,5 ve 2,0mm so ğuk çekilmi DKP sac; imalat sonrası TS 1 49 ya da TS EN ISO 1461 'e uygun olarak galvaniz kaplanm ıştır
KULLANIM YERİ:	Kalın kablolar ile fazla ısı yayan kabloların geminin duvar veya tavanından taşınmasında kullanılır
KULLANIM ŞEKLİ:	Kablo merdivenleri, geminin duvar veya tavanına L ayaklar veya takozlar yar dımı ile tutturulurlar.
MATERIAL:	*The metal sheet which is tractioned cold 1 ,5 and 2,0mm.DKP and 40x5 with 50x5 r oll prof le lama is covered galvanized according to TS 1 49 or TS EN ISO 1461 after manufacturing.*
PLACE OF USE:	*In bends 90° in the cour se of traying the thick and cables which emits heat t oo much, on the wall and ceiling of the ship.*
USA GE:	*They are fastened to the cable ladders, bends and to the wall and ceiling of the ship with the help of tra y hanging support and chock.*

Beha

Kablo Kanal ve Merdiven Aksesuarları

Cable Tray and Ladder Accessories

Beha

Kablo Kanal ve Merdiven Aksesuarları
Cable Tray and Ladder Accessories

200 Dikey T Bağlantıları (Duvardan) / *Vertical Tee Branches (Wall Descend)*
201 Dikey T Bağlantıları (Ortadan) / *Vertical Tee Branches (Center Descend)*

202 Seperatör - Seviye Değiştirme - Yön Değiştirme Elemanı
Seperator - Level Change Unit - ANGLE Change Connector

203 Kanal Priz Taşıyıcılar - Sonlandırma Elemanı h40mm - h50mm
Socket Fixing Unit On The Part - End Cap h40mm - h50mm
204 Sonlandırma Elemanı h60mm - h100mm - h125mm - h150mm
Unit On The Part - End Cap h60mm - h100mm - h125mm - h150mm

205 Seviye Değiştirme Elemanı / *Level Change Unit*
206 Seviye Değiştirme Çıkış Elemanı / *Level Change And Outlet Unit*

207 Kanal Sabit İç Bükey Elemanı h40mm - h50mm - h60mm
Tray Vertical Inside Bends (Fixed) h40mm - h50mm - h60mm
208 Kanal Sabit İç Bükey Elemanı h100mm - h125mm - h150mm
Tray Vertical Inside Bends (Fixed) h100mm - h125mm - h150mm

209 Kanal Sabit Dış Bükey Elemanı h40mm - h50mm - h60mm
Tray Vertical Outside Bends (Fixed) h40mm - h50mm - h60mm
210 Kanal Sabit Dış Bükey Elemanı h100mm - h125mm - h150mm
Tray Vertical Outside Bends (Fixed) h100mm - h125mm - h150mm

211 Merdiven Sabit İç Bükey Elemanı h40mm - h50mm - h60mm
Ladder Vertical Inside Bends (Fixed) h40mm - h50mm - h60mm
212 Merdiven Sabit İç Bükey Elemanı h100mm - h125mm - h150mm
Ladder Vertical Inside Bends (Fixed) h100mm - h125mm - h150mm

213 Merdiven Sabit Dış Bükey Elemanı h40mm - h50mm - h60mm
Ladder Vertical Outside Bends (Fixed) h40mm - h50mm - h60mm
214 Merdiven Sabit Dış Bükey Elemanı h100mm - h125mm - h150mm
Ladder Vertical Outside Bends (Fixed) h100mm - h125mm - h150mm

215 Sabit İç ve Dış Bükey Kapak / *Vertical Inside and Outside Bends Cover (Fixed)*
216 Sabit Dış Bükey Kapak / *Vertical Outside Bends Cover (Fixed)*

217 Seviye Değiştirme (İç - Dış Bükey) h40mm - h50mm - h60mm
Level Change Unit (Vertical Inside and Outtside Bend) h40mm - h50mm - h60mm
218 Seviye Değiştirme (İç - Dış Bükey) h100mm - h125mm - h150mm
Level Change Unit (Vertical Inside and Outtside Bend) h100mm - h125mm - h150mm

DİKEY T BAĞLANTILAR DUVARDAN İNİŞ
VERTICAL TEE-BRANCHES WALL DESCENDING

h:40

Sipariş Kodu (Order Code)	w (mm)	h (mm)	L (mm)	d (mm)	t (mm)	Kg/Adet (Kg/Pcs.)
BHA-DTD10	100	40	330	100	1,50	1,051
BHA-DTD12	120	40	350	100	1,50	1,191
BHA-DTD15	150	40	380	100	1,50	1,399
BHA-DTD20	200	40	430	100	1,50	1,747
BHA-DTD25	250	40	480	100	1,50	2,095
BHA-DTD30	300	40	530	100	1,50	2,443
BHA-DTD40	400	40	630	100	1,50	3,139
BHA-DTD50	500	40	730	100	1,50	3,835
BHA-DTD60	600	40	830	100	1,50	4,531

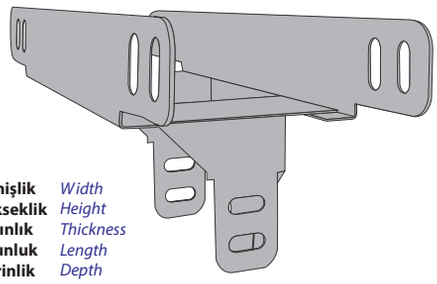

w Genişlik *Width*
h: Yükseklik *Height*
t: Kalınlık *Thickness*
L: Uzunluk *Length*
d: Derinlik *Depth*

h:50

Sipariş Kodu (Order Code)	w (mm)	h (mm)	L (mm)	d (mm)	t (mm)	Kg/Adet (Kg/Pcs.)
BHA-DTDH10	100	50	330	100	1,50	1,104
BHA-DTDH12	120	50	350	100	1,50	1,251
BHA-DTDH15	150	50	380	100	1,50	1,469
BHA-DTDH20	200	50	430	100	1,50	1,835
BHA-DTDH25	250	50	480	100	1,50	2,200
BHA-DTDH30	300	50	530	100	1,50	2,566
BHA-DTDH40	400	50	630	100	1,50	3,296
BHA-DTDH50	500	50	730	100	1,50	4,026
BHA-DTDH60	600	50	830	100	1,50	4,757

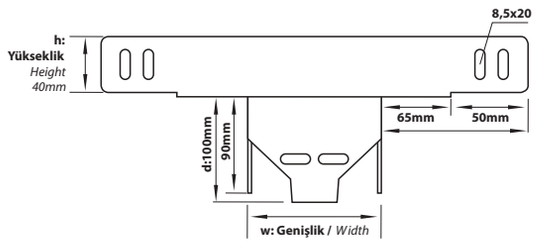

h:60

Sipariş Kodu (Order Code)	w (mm)	h (mm)	L (mm)	d (mm)	t (mm)	Kg/Adet (Kg/Pcs.)
BHA-DTDEH10	100	60	330	100	1,50	1,157
BHA-DTDEH12	120	60	350	100	1,50	1,311
BHA-DTDEH15	150	60	380	100	1,50	1,539
BHA-DTDEH20	200	60	430	100	1,50	1,922
BHA-DTDEH25	250	60	480	100	1,50	2,305
BHA-DTDEH30	300	60	530	100	1,50	2,688
BHA-DTDEH40	400	60	630	100	1,50	3,453
BHA-DTDEH50	500	60	730	100	1,50	4,219
BHA-DTDEH60	600	60	830	100	1,50	4,986

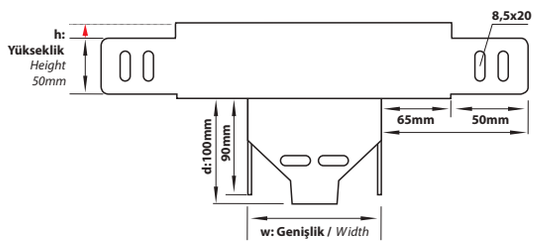

h:100

Sipariş Kodu (Order Code)	w (mm)	h (mm)	L (mm)	d (mm)	t (mm)	Kg/Adet (Kg/Pcs.)
BHA-DTDEA10	100	100	330	100	1,50	1,262
BHA-DTDEA12	120	100	350	100	1,50	1,430
BHA-DTDEA15	150	100	380	100	1,50	1,679
BHA-DTDEA20	200	100	430	100	1,50	2,097
BHA-DTDEA25	250	100	480	100	1,50	2,514
BHA-DTDEA30	300	100	530	100	1,50	2,932
BHA-DTDEA40	400	100	630	100	1,50	3,767
BHA-DTDEA50	500	100	730	100	1,50	4,602
BHA-DTDEA60	600	400	830	100	1,50	5,438

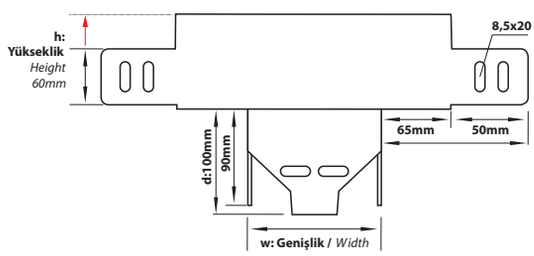

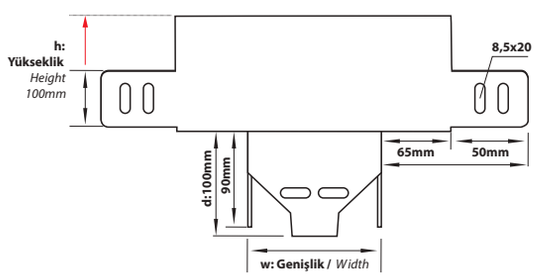

AÇIKLAMALAR / *INSTRUCTIONS :*

NOT : DİKEY İNİŞ MODÜLLERİNDEKİ ÖZEL UYGULAMALAR İÇİN ÖRNEK SİPARİŞ "DTO" h:40mm a:500m b:200m DİKEY İNİŞ

NOTE: The example order for special INSTALLATIONs in bend modules. "DTO" h:40mm a:500mm b:200mm Vertical TEE Brances.

AÇIKLAMALAR / *INSTRUCTIONS :*

NOT : Ölçü toleransı ± 3 mm'dir.

! Belirtilen ağırlıklar kesim ağırlıklarıdır.

! Metrik 8 cıvata ve somun kullanımına uygundur.

NOTE: The dimension tolerance in ± 3 mm

! The indicated weights are the weights before fabrication.

! Convenient for M8 bolt and nut usage.

DİKEY T BAĞLANTILAR ORTADAN İNİŞ
VERTICAL TEE BRANCHES CENTER DESCENDING

h:40

Sipariş Kodu *(Order Code)*	w *(mm)*	h *(mm)*	L *(mm)*	d *(mm)*	t *(mm)*	Kg/Adet *(Kg/Pcs.)*
BHA-DTO10	100	40	330	100	1,50	1,204
BHA-DTO12	120	40	350	100	1,50	1,455
BHA-DTO15	150	40	380	100	1,50	1,622
BHA-DTO20	200	40	430	100	1,50	2,040
BHA-DTO25	250	40	480	100	1,50	2,452
BHA-DTO30	300	40	530	100	1,50	2,876
BHA-DTO40	400	40	630	100	1,50	3,711
BHA-DTO50	500	40	730	100	1,50	4,546
BHA-DTO60	600	40	830	100	1,50	5,831

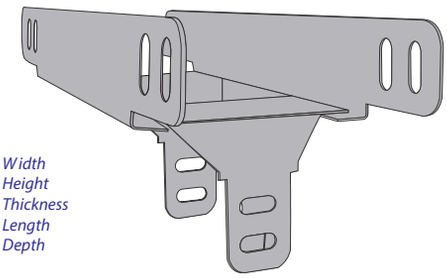

w Genişlik *Width*
h: Yükseklik *Height*
t: Kalınlık *Thickness*
L: Uzunluk *Length*
d: Derinlik *Depth*

h:50

Sipariş Kodu *(Order Code)*	w *(mm)*	h *(mm)*	L *(mm)*	d *(mm)*	t *(mm)*	Kg/Adet *(Kg/Pcs.)*
BHA-DTOH10	100	50	330	100	1,50	1,265
BHA-DTOH12	120	50	350	100	1,50	1,527
BHA-DTOH15	150	50	380	100	1,50	1,703
BHA-DTOH20	200	50	430	100	1,50	2,142
BHA-DTOH25	250	50	480	100	1,50	2,580
BHA-DTOH30	300	50	530	100	1,50	3,020
BHA-DTOH40	400	50	630	100	1,50	3,896
BHA-DTOH50	500	50	730	100	1,50	4,747
BHA-DTOH60	600	50	830	100	1,50	6,123

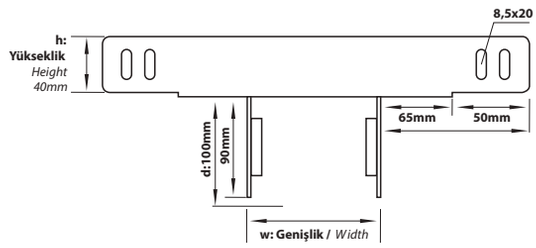

h:60

Sipariş Kodu *(Order Code)*	w *(mm)*	h *(mm)*	L *(mm)*	d *(mm)*	t *(mm)*	Kg/Adet *(Kg/Pcs.)*
BHA-DTOEH10	100	60	330	100	1,50	1,324
BHA-DTOEH12	120	60	350	100	1,50	1,601
BHA-DTOEH15	150	60	380	100	1,50	1,785
BHA-DTOEH20	200	60	430	100	1,50	2,245
BHA-DTOEH25	250	60	480	100	1,50	2,703
BHA-DTOEH30	300	60	530	100	1,50	3,164
BHA-DTOEH40	400	60	630	100	1,50	4,083
BHA-DTOEH50	500	60	730	100	1,50	5,001
BHA-DTOEH60	600	60	830	100	1,50	6,415

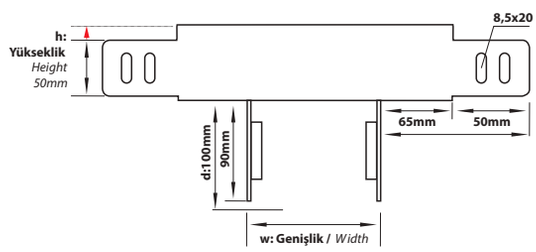

h:100

Sipariş Kodu *(Order Code)*	w *(mm)*	h *(mm)*	L *(mm)*	d *(mm)*	t *(mm)*	Kg/Adet *(Kg/Pcs.)*
BHA-DTOEA10	100	100	330	100	1,50	1,445
BHA-DTOEA12	120	100	350	100	1,50	1,745
BHA-DTOEA15	150	100	380	100	1,50	1,946
BHA-DTOEA20	200	100	430	100	1,50	2,448
BHA-DTOEA25	250	100	480	100	1,50	2,948
BHA-DTOEA30	300	100	530	100	1,50	3,452
BHA-DTOEA40	400	100	630	100	1,50	4,454
BHA-DTOEA50	500	100	730	100	1,50	5,456
BHA-DTOEA60	600	400	830	100	1,50	6,998

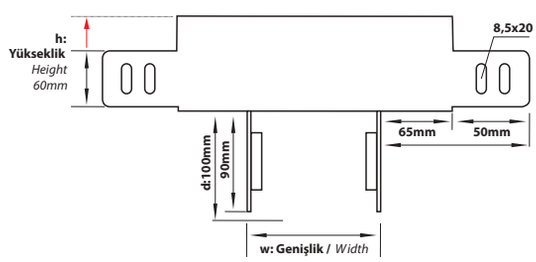

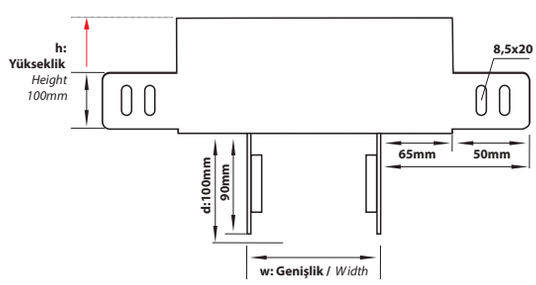

AÇIKLAMALAR / *INSTRUCTIONS :*

NOT : Ölçü toleransı ± 3 mm'dir.

! Belirtilen ağırlıklar kesim ağırlıklarıdır.

! Metrik 8 cıvata ve somun kullanımına uygundur.

NOTE: The dimension tolerance in ± 3 mm

! The indicated weights are the weights before fabrication.

! Convenient for M8 bolt and nut usage.

AÇIKLAMALAR / *INSTRUCTIONS :*

NOT : DİKEY İNİŞ MODÜLLERİNDEKİ ÖZEL UYGULAMALAR İÇİN ÖRNEK SİPARİŞ "DTO" h:40mm a:500m b:200m DİKEY İNİŞ

NOTE: The example order for special INSTALLATIONs in bend modules. "DTO" h:40mm a:500mm b:200mm Vertical TEE Brances.

KANAL - CABLE TRA Y

Sipariş Kodu (Order Code)	w (mm)	h (mm)	t (mm)	Kg/Mt (Kg/Mt.)
BHA-SPK3.12	20	35	1,20	0,518
BHA-SPK4.12	20	45	1,20	0,612
BHA-SPK5.12	20	55	1,20	0,707
BHA-SPK6.15	20	95	1,50	1,354
BHA-SPK7.15	20	145	1,50	1,943

MERDİVEN-LADDER

Sipariş Kodu (Order Code)	w (mm)	h (mm)	t (mm)	Kg/Mt (Kg/Mt.)
BHA-SPM3.12	20	25	1,20	0,424
BHA-SPM4.12	20	35	1,20	0,518
BHA-SPM5.12	20	45	1,20	0,612
BHA-SPM6.15	20	85	1,50	1,236

KABLO KANAL VE MERDİVEN SEPERATÖRLERİ
CABLE TRAY AND LADDER SEPERATORS

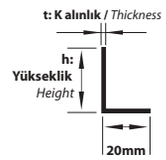

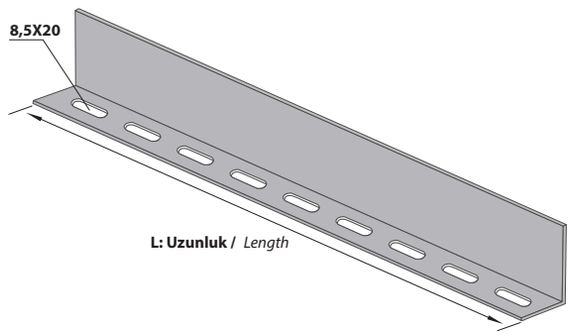

AÇIKLAMALAR / *INSTR UCTIONS :*

NOT : Standart uzunluk 2500mm. İsteğe bağlı olarak uzunluklar değişebilir
! Seperetörlerde ölçü t oleransı ± 3 mm.'dir .
! Belirtilen ağırlıklar kesim ağırlıklarıdır.
! Seperatörler, Metrik 8 cıvata ve somun kullanımına uygundur.

NOTE: *Standart Length is 2500mm. On req uest the Lengths can change.*
! *The dimension tolerance in Seperators is ±3 mm*
! *The indicated weights are the weights before fabrication.*
! *All the Seperators are convenient for M8 bolt and nut usage.*

YÖN DEĞİŞTİRME ELEMANLARI
HORIZONTAL ANGLE CHANGE UNIT

Sipariş Kodu (Order Code)	w (mm)	h (mm)	t (mm)	L (mm)	Kg/Takım (Kg/Set.)
BHA-YD4	20	42	1,50	310	0,416
BHA-YD5	20	52	1,50	310	0,489
BHA-YD6	20	62	1,50	310	0,562
BHA-YD10	20	102	1,50	310	0,854
BHA-YD12	20	127	1,50	310	1,051
BHA-YD15	20	152	1,50	310	1,292

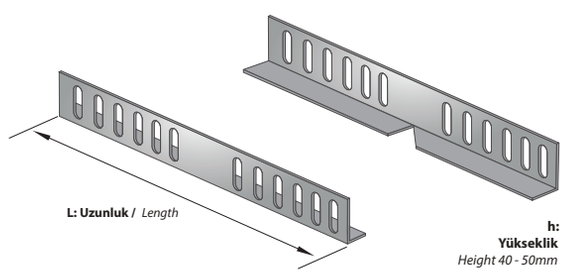

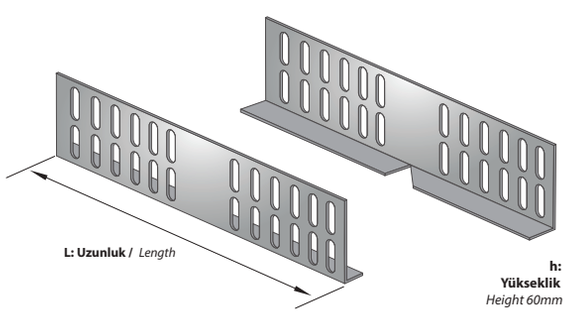

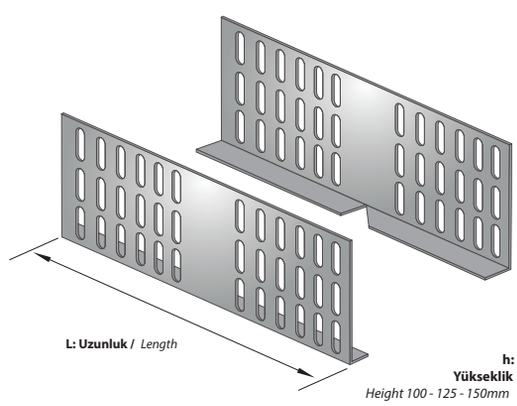

AÇIKLAMALAR / *INSTRUCTIONS :*

NOT : Ölçü toleransı ± 3 mm'dir.
! Belirtilen ağırlıklar kesim ağırlıklarıdır.
! Metrik 8 cıvata ve somun kullanımına uygundur.

NOTE: The dimension tolerance in ± 3 mm
! The indicated weights are the weights before fabrication.
! Convenient for M8 bolt and nut usage.

KANAL PRİZ TAŞIYICILAR
SOCKET FIXING UNIT ON THE TRAYS

Sipariş Kodu *(Order Code)*	w *(mm)*	h *(mm)*	t *(mm)*	Kg/Adet *(Kg/Pcs.)*
BHA-PMS	100	150	2,00	0,212

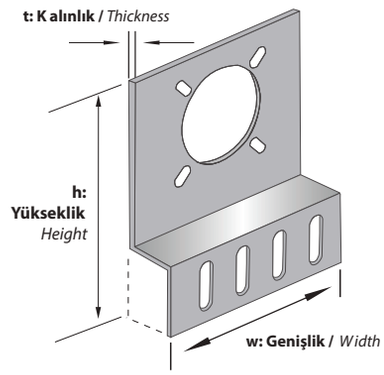

AÇIKLAMALAR / *INSTRUCTIONS :*

Not: Ölçü toleransı ± 3 mm'dir .
! Belirtilen ağırlıklar kesim ağırlıklarıdır.
Note: *The dimension tolerance is ± 3 mm*
! *The indicated weights are the weights before the fabrication*

SONLANDIRMA
END CAP

Sipariş Kodu *(Order Code)*	w *(mm)*	h *(mm)*	t *(mm)*	Kg/Adet *(Kg/Pcs.)*
BHA-KS05	55	40	1,50	0,082
BHA-KS07	75	40	1,50	0,092
BHA-KS10	105	40	1,50	0,106
BHA-KS12	125	40	1,50	0,115
BHA-KS15	155	40	1,50	0,130
BHA-KS20	205	40	1,50	0,153
BHA-KS25	255	40	1,50	0,177
BHA-KS30	305	40	1,50	0,200
BHA-KS40	405	40	1,50	0,247
BHA-KS50	505	40	1,50	0,294
BHA-KS60	605	40	1,50	0,341

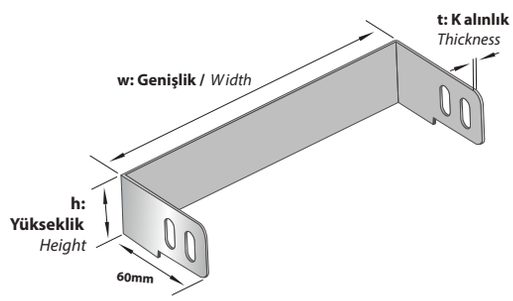

AÇIKLAMALAR / *INSTRUCTIONS :*

Not: Ölçü toleransı ± 3 mm'dir .
! Belirtilen ağırlıklar kesim ağırlıklarıdır.
Note: *The dimension tolerance is ± 3 mm*
! *The indicated weights are the weights before the fabrication*

SONLANDIRMA
END CAP

h:40

Sipariş Kodu *(Order Code)*	w *(mm)*	h *(mm)*	t *(mm)*	Kg/Adet *(Kg/Pcs.)*
BHA-KSH05	55	50	1,50	0,103
BHA-KSH07	75	50	1,50	0,115
BHA-KSH10	105	50	1,50	0,132
BHA-KSH12	125	50	1,50	0,144
BHA-KSH15	155	50	1,50	0,162
BHA-KSH20	205	50	1,50	0,191
BHA-KSH25	255	50	1,50	0,221
BHA-KSH30	305	50	1,50	0,250
BHA-KSH40	405	50	1,50	0,309
BHA-KSH50	505	50	1,50	0,368
BHA-KSH60	605	50	1,50	0,427

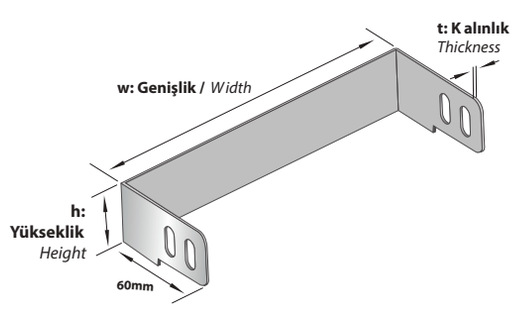

AÇIKLAMALAR / *INSTRUCTIONS :*

NOT : Ölçü toleransı ± 3 mm'dir.
! Belirtilen ağırlıklar kesim ağırlıklarıdır.
! Metrik 8 cıvata ve somun kullanımına uygundur.
NOTE: The dimension tolerance in ± 3 mm
! The indicated weights are the weights before fabrication.
! Convenient for M8 bolt and nut usage.

Sipariş Kodu (Order Code)	w (mm)	h (mm)	t (mm)	Kg/Adet (Kg/Pcs.)
BHA-KSEH05	55	60	1,50	0,124
BHA-KSEH07	75	60	1,50	0,138
BHA-KSEH10	105	60	1,50	0,159
BHA-KSEH12	125	60	1,50	0,173
BHA-KSEH15	155	60	1,50	0,194
BHA-KSEH20	205	60	1,50	0,230
BHA-KSEH25	255	60	1,50	0,265
BHA-KSEH30	305	60	1,50	0,300
BHA-KSEH40	405	60	1,50	0,371
BHA-KSEH50	505	60	1,50	0,442
BHA-KSEH60	605	60	1,50	0,512

h:60 **SONLANDIRMA** *END CAP*

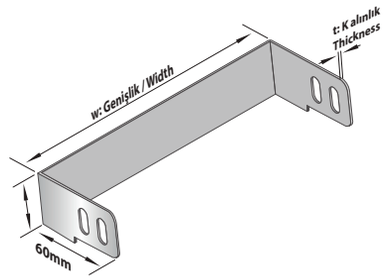

Sipariş Kodu (Order Code)	w (mm)	h (mm)	t (mm)	Kg/Adet (Kg/Pcs.)
BHA-KSEA10	105	100	1,50	0,265
BHA-KSEA12	125	100	1,50	0,288
BHA-KSEA15	155	100	1,50	0,324
BHA-KSEA20	205	100	1,50	0,383
BHA-KSEA25	255	100	1,50	0,442
BHA-KSEA30	305	100	1,50	0,500
BHA-KSEA40	405	100	1,50	0,618
BHA-KSEA50	505	100	1,50	0,736
BHA-KSEA60	605	100	1,50	0,854

h:100 **SONLANDIRMA** *END CAP*

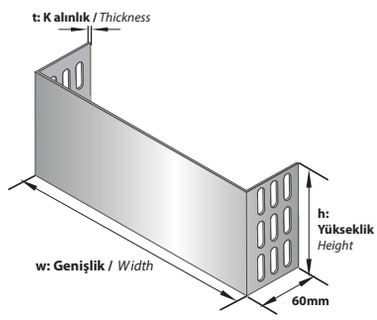

Sipariş Kodu (Order Code)	w (mm)	h (mm)	t (mm)	Kg/Adet (Kg/Pcs.)
BHA-KSAE15	155	125	1,50	0,405
BHA-KSAE20	205	125	1,50	0,479
BHA-KSAE25	255	125	1,50	0,552
BHA-KSAE30	305	125	1,50	0,626
BHA-KSAE40	405	125	1,50	0,773
BHA-KSAE50	505	125	1,50	0,920
BHA-KSAE60	605	125	1,50	1,068

h:125 **SONLANDIRMA** *END CAP*

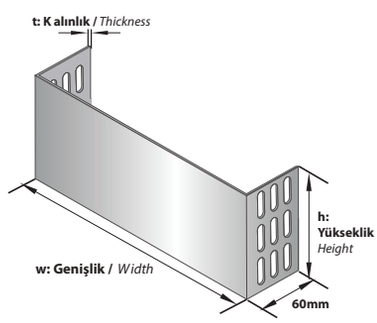

Sipariş Kodu (Order Code)	w (mm)	h (mm)	t (mm)	Kg/Adet (Kg/Pcs.)
BHA-KSEAH15	205	150	1,50	0,486
BHA-KSEAH20	205	150	1,50	0,574
BHA-KSEAH25	255	150	1,50	0,662
BHA-KSEAH30	305	150	1,50	0,751
BHA-KSEAH40	405	150	1,50	0,927
BHA-KSEAH50	505	150	1,50	1,104
BHA-KSEAH60	605	150	1,50	1,281

h:150 **SONLANDIRMA** *END CAP*

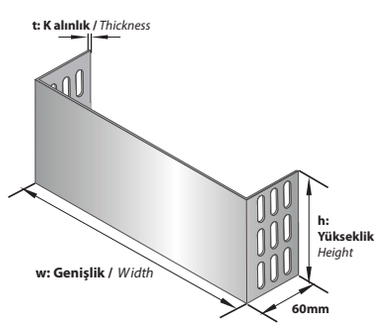

AÇIKLAMALAR / *INSTRUCTIONS :*

NOT : Ölçü toleransı ± 3 mm'dir.
! Belirtilen ağırlıklar kesim ağırlıklarıdır.
! Metrik 8 cıvata ve somun kullanımına uygundur.

NOTE: The dimension tolerance in ± 3 mm
! The indicated weights are the weights before fabrication.
! Convenient for M8 bolt and nut usage.

Sipariş Kodu *(Order Code)*	w *(mm)*	h *(mm)*	t *(mm)*	Kg/Takım *(Kg/Set.)*
BHA-SDK40.12	20	40	1,20	0,187
BHA-SDK50.12	20	50	1,20	0,220
BHA-SDK60.12	20	60	1,20	0,252
BHA-SDK100.12	20	100	1,20	0,383
BHA-SDK125.15	20	125	1,50	0,582
BHA-SDK150.15	20	150	1,50	0,684

SEVİYE DEĞİŞTİRME ELEMANI
LEVEL CHANGE UNIT

>	AÇIKLAMALAR / *INSTRUCTIONS :*
NOT :	Ölçü toleransı ± 3 mm.'dir .
!	Belirtilen ağırlıklar kesim ağırlıklarıdır.
!	Metrik 8 cıvata ve somun kullanımına uygundur.
NOTE:	The dimension tolerance in ± 3 mm
!	The indicated weights are the weights before fabrication.
!	Convenient for M8 bolt and nut usage.

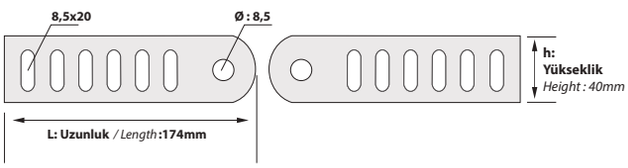

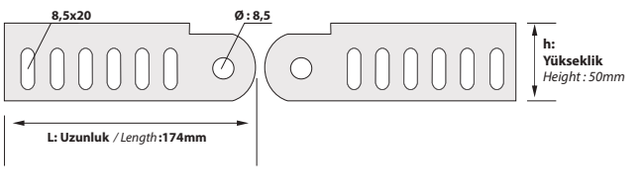

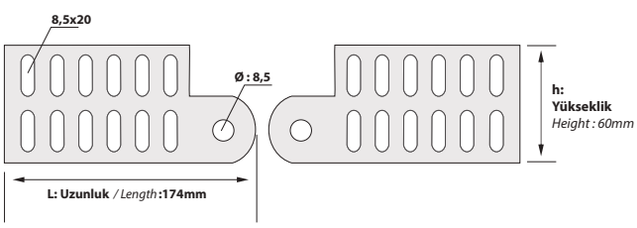

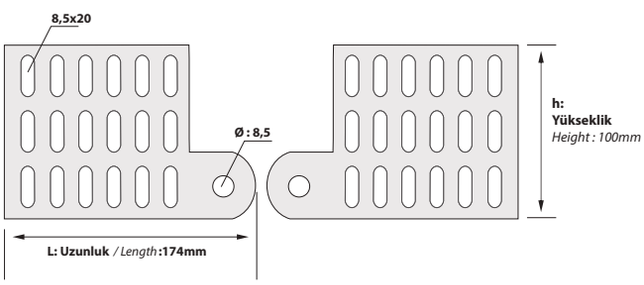

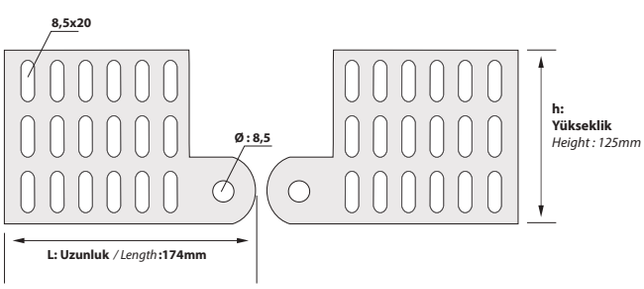

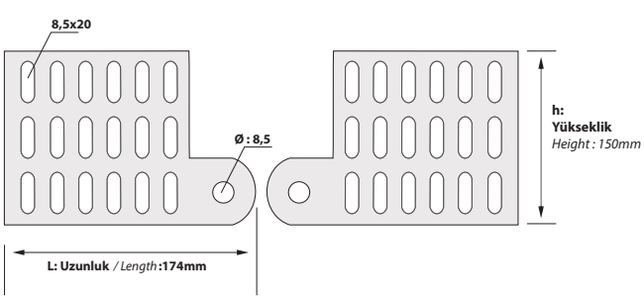

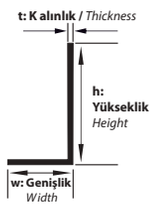

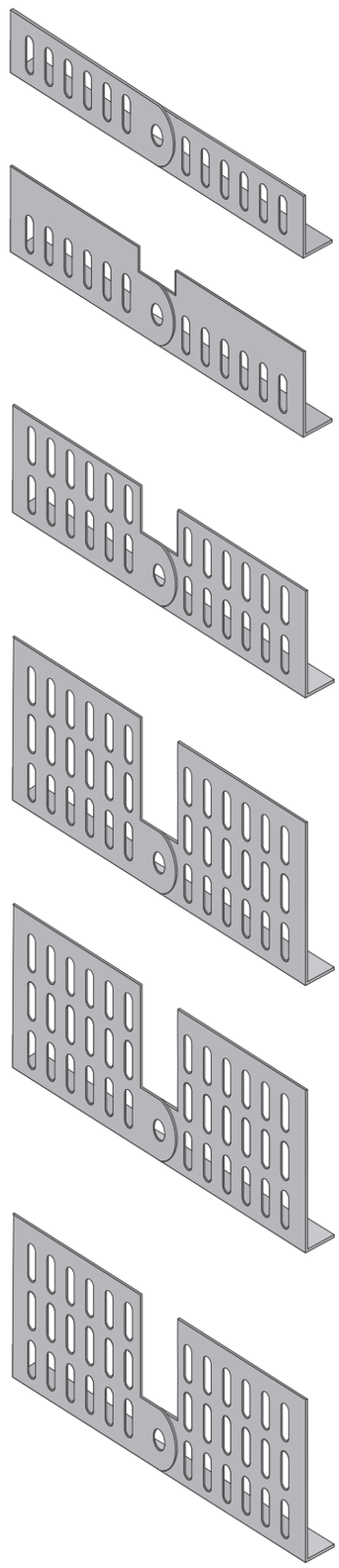

Sipariş Kodu (Order Code)	w (mm)	h (mm)	t (mm)	Kg/Takım (Kg/Set.)
BHA-ASDK40.12	20	40	1,20	0,187
BHA-ASDK50.12	20	50	1,20	0,220
BHA-ASDK60.12	20	60	1,20	0,252
BHA-ASDK100.12	20	100	1,20	0,383
BHA-ASDK125.15	20	125	1,50	0,582
BHA-ASDK150.12	20	150	1,50	0,684

SEVİYE DEĞİŞTİRME ELEMANI
LEVEL CHANGE UNIT

	AÇIKLAMALAR / *INSTRUCTIONS :*
NOT :	Ölçü toleransı ± 3 mm.'dir .
!	Belirtilen ağırlıklar kesim ağırlıklarıdır.
!	Metrik 8 cıvata ve somun kullanımına uygundur.
NOTE:	The dimension tolerance in ± 3 mm
!	The indicated weights are the weights before fabrication.
!	Convenient for M8 bolt and nut usage.

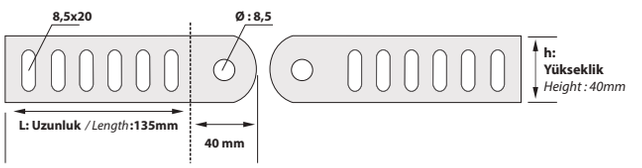

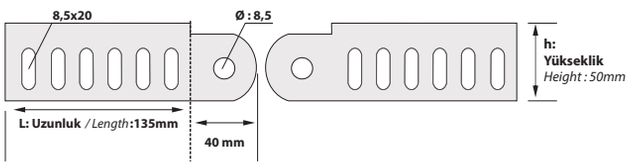

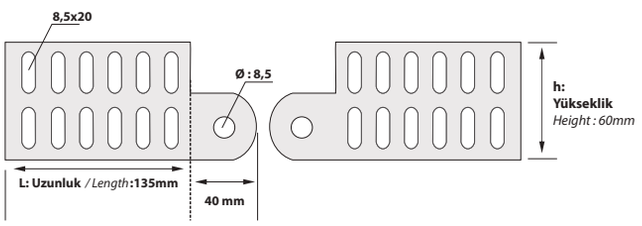

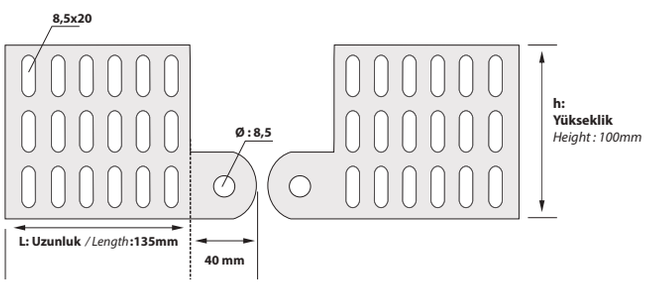

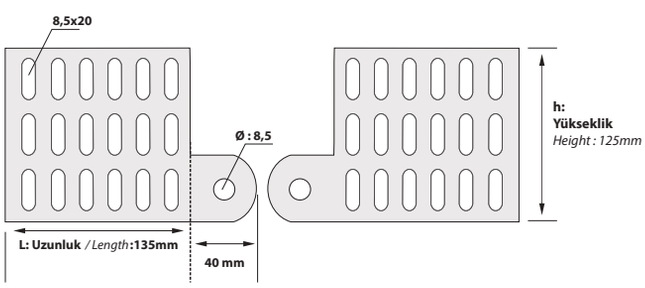

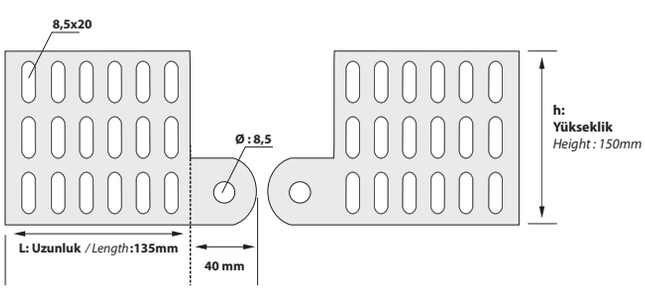

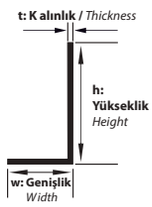

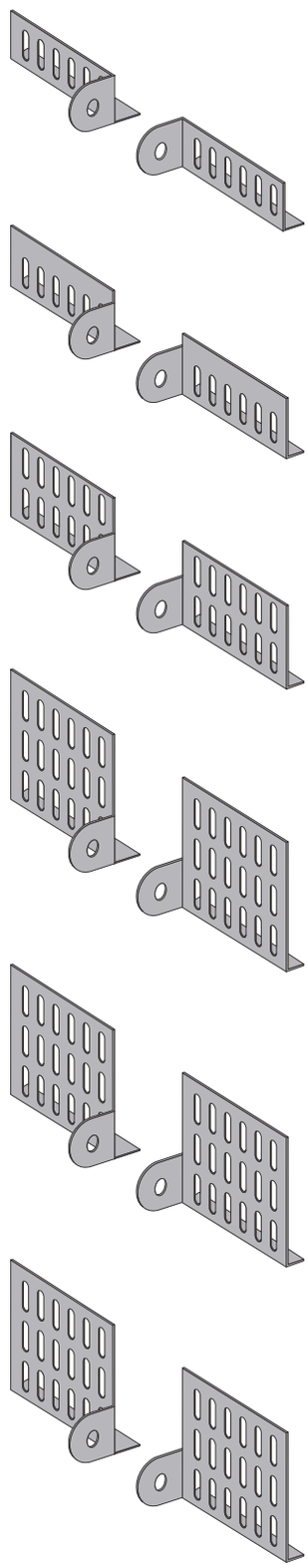

Sipariş Kodu *(Order Code)*	w *(mm)*	h *(mm)*	t *(mm)*	Kg/Adet *(Kg/Pcs.)*
BHA-SB505	50	40	1,20	0,510
BHA-SB507	70	40	1,20	0,593
BHA-SB510	100	40	1,20	0,716
BHA-SB512	120	40	1,20	0,799
BHA-SB515	150	40	1,20	0,922
BHA-SB520	200	40	1,20	1,128
BHA-SB525	250	40	1,20	1,334
BHA-SB530	300	40	1,20	1,540
BHA-SB540	400	40	1,50	2,439
BHA-SB550	500	40	1,50	2,954
BHA-SB560	600	40	1,50	3,468

KANAL / TRAY

SABİT İÇ BÜKEY
VERTICAL INSIDE BENDS (FIXED)

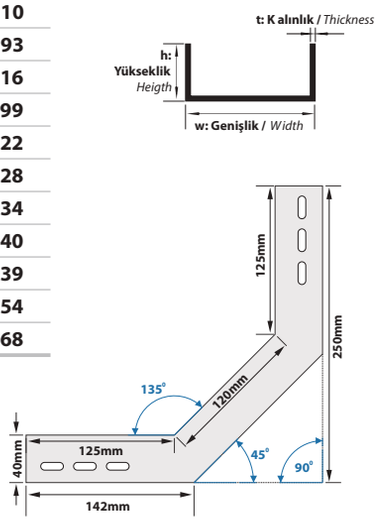

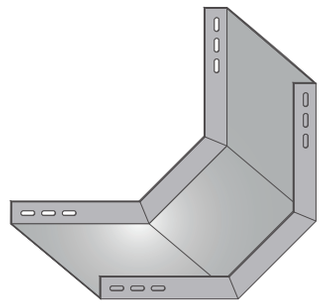

Sipariş Kodu *(Order Code)*	w *(mm)*	h *(mm)*	t *(mm)*	Kg/Adet *(Kg/Pcs.)*
BHA-SBH505	50	50	1,20	0,614
BHA-SBH507	70	50	1,20	0,700
BHA-SBH510	100	50	1,20	0,828
BHA-SBH512	120	50	1,20	0,913
BHA-SBH515	150	50	1,20	1,041
BHA-SBH520	200	50	1,20	1,255
BHA-SBH525	250	50	1,20	1,468
BHA-SBH530	300	50	1,20	1,681
BHA-SBH540	400	50	1,50	2,635
BHA-SBH550	500	50	1,50	3,168
BHA-SBH560	600	50	1,50	3,702

KANAL / TRAY

SABİT İÇ BÜKEY
VERTICAL INSIDE BENDS (FIXED)

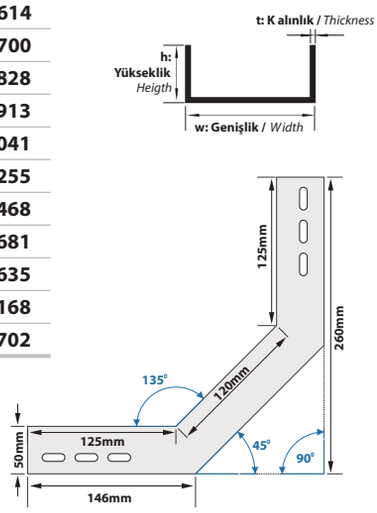

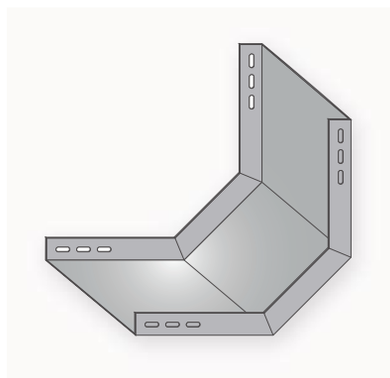

Sipariş Kodu *(Order Code)*	w *(mm)*	h *(mm)*	t *(mm)*	Kg/Adet *(Kg/Pcs.)*
BHA-SBEH505	50	60	1,20	0,726
BHA-SBEH507	70	60	1,20	0,815
BHA-SBEH510	100	60	1,20	0,947
BHA-SBEH512	120	60	1,20	1,036
BHA-SBEH515	150	60	1,20	1,169
BHA-SBEH520	200	60	1,20	1,390
BHA-SBEH525	250	60	1,20	1,612
BHA-SBEH530	300	60	1,20	1,833
BHA-SBEH540	400	60	1,50	2,845
BHA-SBEH550	500	60	1,50	3,398
BHA-SBEH560	600	60	1,50	3,951

KANAL / TRAY

SABİT İÇ BÜKEY
VERTICAL INSIDE BENDS (FIXED)

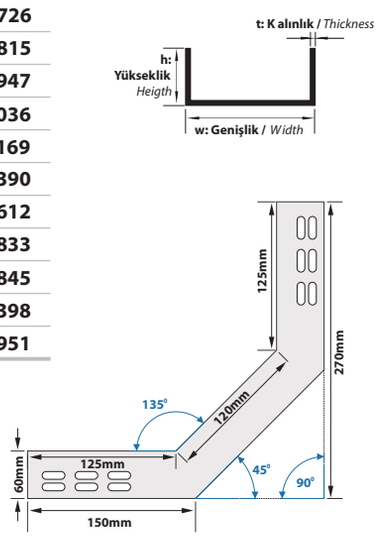

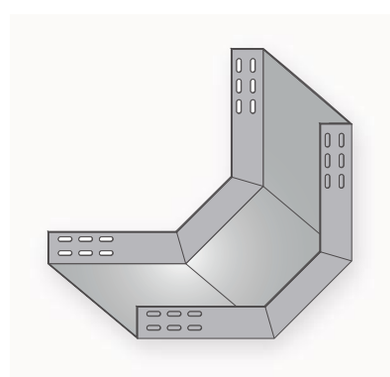

AÇIKLAMALAR / *INSTRUCTIONS :*

NOT : Ölçü toleransı ± 3 mm'dir.
! Belirtilen ağırlıklar kesim ağırlıklarıdır.
! Metrik 8 cıvata ve somun kullanımına uygundur.

NOTE: The dimension tolerance in ± 3 mm
! The indicated weights are the weights before fabrication.
! Convenient for M8 bolt and nut usage.

Sipariş Kodu (Order Code)	w (mm)	h (mm)	t (mm)	Kg/Adet (Kg/Pcs.)
BHA-SBEA510	100	100	1,20	1,498
BHA-SBEA512	120	100	1,20	1,600
BHA-SBEA515	150	100	1,20	1,753
BHA-SBEA520	200	100	1,20	2,008
BHA-SBEA525	250	100	1,20	2,263
BHA-SBEA530	300	100	1,20	2,518
BHA-SBEA540	400	100	1,50	3,784
BHA-SBEA550	500	100	1,50	4,421
BHA-SBEA560	600	100	1,50	5,058

KANAL / TRAY

SABİT İÇ BÜKEY
VERTICAL INSIDE BENDS (FIXED)

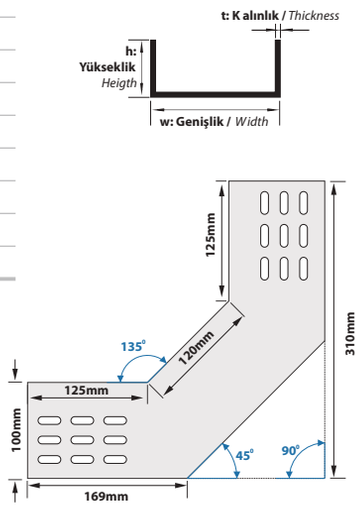

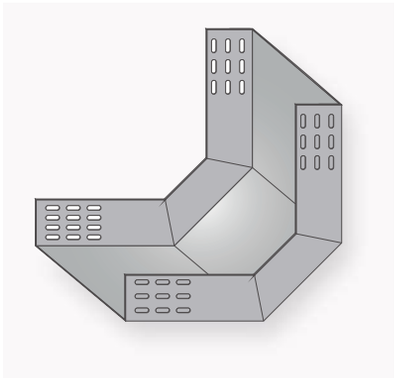

Sipariş Kodu (Order Code)	w (mm)	h (mm)	t (mm)	Kg/Adet (Kg/Pcs.)
BHA-SBAE512	120	125	1,20	1,982
BHA-SBAE515	150	125	1,20	2,145
BHA-SBAE520	200	125	1,20	2,417
BHA-SBAE525	250	125	1,20	2,690
BHA-SBAE530	300	125	1,50	2,962
BHA-SBAE540	400	125	1,50	4,383
BHA-SBAE550	500	125	1,50	5,064
BHA-SBAE560	600	125	1,50	5,744

KANAL / TRAY

SABİT İÇ BÜKEY
VERTICAL INSIDE BENDS (FIXED)

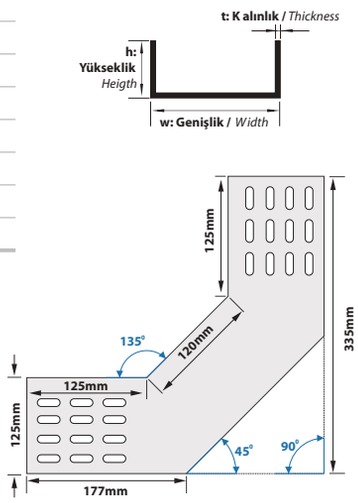

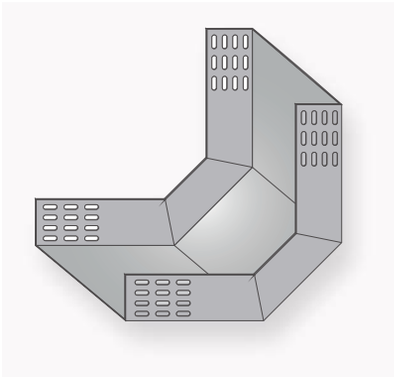

Sipariş Kodu (Order Code)	w (mm)	h (mm)	t (mm)	Kg/Adet (Kg/Pcs.)
BHA-SBEAH515	150	150	1,20	2,585
BHA-SBEAH520	200	150	1,20	2,876
BHA-SBEAH525	250	150	1,20	3,167
BHA-SBEAH530	300	150	1,50	3,458
BHA-SBEAH540	400	150	1,50	5,050
BHA-SBEAH550	500	150	1,50	5,778
BHA-SBEAH560	600	150	1,50	6,506

KANAL / TRAY

SABİT İÇ BÜKEY
VERTICAL INSIDE BENDS (FIXED)

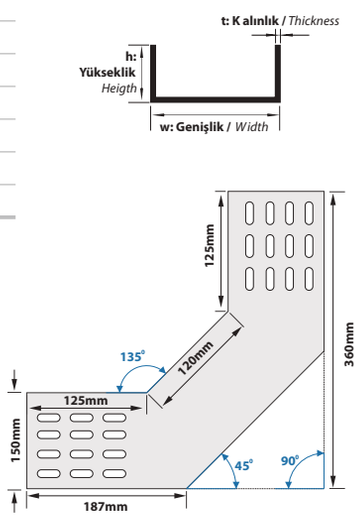

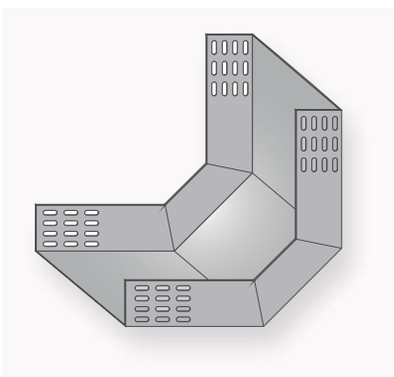

AÇIKLAMALAR / *INSTRUCTIONS :*

NOT : Ölçü toleransı ± 3 mm'dir.
! Belirtilen ağırlıklar kesim ağırlıklarıdır.
! Metrik 8 cıvata ve somun kullanımına uygundur.

NOTE: The dimension tolerance in ± 3 mm
! The indicated weights are the weights before fabrication.
! Convenient for M8 bolt and nut usage.

SABİT İÇ BÜKEY
KANAL / TRAY — *VERTICAL OUTSIDE BENDS (FIXED)*

Sipariş Kodu *(Order Code)*	w *(mm)*	h *(mm)*	t *(mm)*	Kg/Adet *(Kg/Pcs.)*
BHA-SB605	50	40	1,20	0,818
BHA-SB607	70	40	1,20	0,950
BHA-SB610	100	40	1,20	1,147
BHA-SB612	120	40	1,20	1,279
BHA-SB615	150	40	1,20	1,543
BHA-SB620	200	40	1,20	1,807
BHA-SB625	250	40	1,20	2,136
BHA-SB630	300	40	1,20	2,466
BHA-SB640	400	40	1,50	3,907
BHA-SB650	500	40	1,50	4,731
BHA-SB660	600	40	1,50	5,555

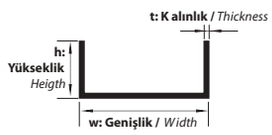

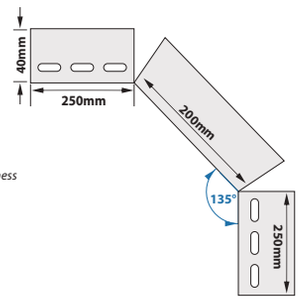

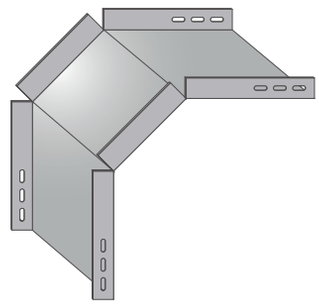

SABİT İÇ BÜKEY
KANAL / TRAY — *VERTICAL OUTSIDE BENDS (FIXED)*

Sipariş Kodu *(Order Code)*	w *(mm)*	h *(mm)*	t *(mm)*	Kg/Adet *(Kg/Pcs.)*
BHA-SBH605	50	50	1,20	0,950
BHA-SBH607	70	50	1,20	1,081
BHA-SBH610	100	50	1,20	1,279
BHA-SBH612	120	50	1,20	1,411
BHA-SBH615	150	50	1,20	1,675
BHA-SBH620	200	50	1,20	1,939
BHA-SBH625	250	50	1,20	2,268
BHA-SBH630	300	50	1,20	2,598
BHA-SBH640	400	50	1,50	4,072
BHA-SBH650	500	50	1,50	4,896
BHA-SBH660	600	50	1,50	5,720

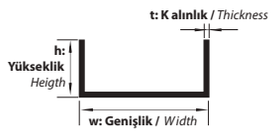

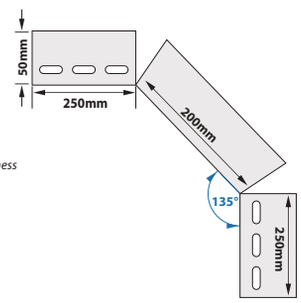

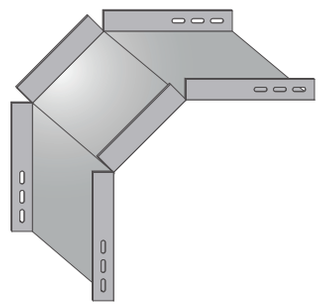

SABİT İÇ BÜKEY
KANAL / TRAY — *VERTICAL OUTSIDE BENDS (FIXED)*

Sipariş Kodu *(Order Code)*	w *(mm)*	h *(mm)*	t *(mm)*	Kg/Adet *(Kg/Pcs.)*
BHA-SBEH605	50	60	1,20	1,081
BHA-SBEH607	70	60	1,20	1,213
BHA-SBEH610	100	60	1,20	1,411
BHA-SBEH612	120	60	1,20	1,543
BHA-SBEH615	150	60	1,20	1,807
BHA-SBEH620	200	60	1,20	2,071
BHA-SBEH625	250	60	1,20	2,400
BHA-SBEH630	300	60	1,20	2,730
BHA-SBEH640	400	60	1,50	4,237
BHA-SBEH650	500	60	1,50	5,061
BHA-SBEH660	600	60	1,50	5,885

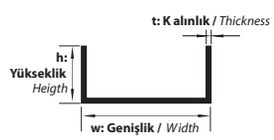

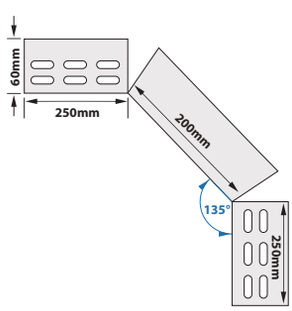

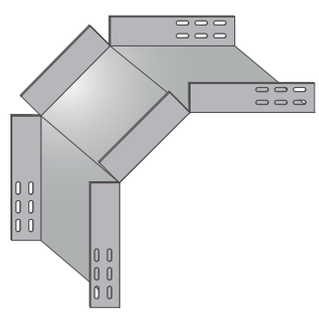

AÇIKLAMALAR / *INSTRUCTIONS :*

NOT : Ölçü toleransı ± 3 mm'dir.
! Belirtilen ağırlıklar kesim ağırlıklarıdır.
! Metrik 8 cıvata ve somun kullanımına uygundur.

NOTE: The dimension tolerance in ± 3 mm
! The indicated weights are the weights before fabrication.
! Convenient for M8 bolt and nut usage.

Sipariş Kodu (Order Code)	w (mm)	h (mm)	t (mm)	Kg/Adet (Kg/Pcs.)
BHA-SBEA610	100	100	1,20	1,939
BHA-SBEA612	120	100	1,20	2,071
BHA-SBEA615	150	100	1,20	2,268
BHA-SBEA620	200	100	1,20	2,598
BHA-SBEA625	250	100	1,20	2,928
BHA-SBEA630	300	100	1,20	3,257
BHA-SBEA640	400	100	1,50	4,896
BHA-SBEA650	500	100	1,50	5,720
BHA-SBEA660	600	100	1,50	6,545

KANAL / TRAY

SABİT İÇ BÜKEY
VERTICAL OUTSIDE BENDS (FIXED)

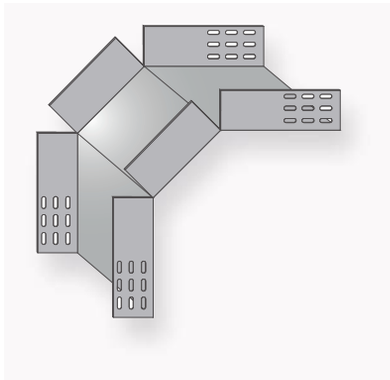

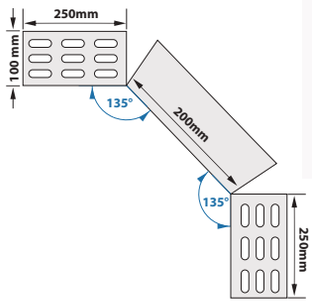

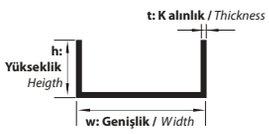

Sipariş Kodu (Order Code)	w (mm)	h (mm)	t (mm)	Kg/Adet (Kg/Pcs.)
BHA-SBAE612	120	125	1,20	2,235
BHA-SBAE615	150	125	1,20	2,433
BHA-SBAE620	200	125	1,20	2,769
BHA-SBAE625	250	125	1,20	2,895
BHA-SBAE630	300	125	1,50	4,277
BHA-SBAE640	400	125	1,50	5,102
BHA-SBAE650	500	125	1,50	5,926
BHA-SBAE660	600	125	1,50	6,751

KANAL / TRAY

SABİT İÇ BÜKEY
VERTICAL OUTSIDE BENDS (FIXED)

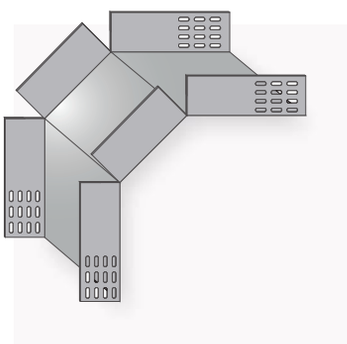

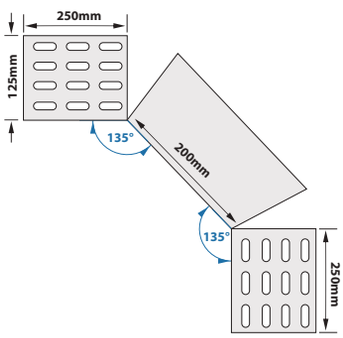

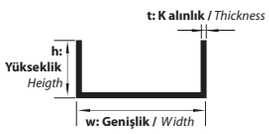

Sipariş Kodu (Order Code)	w (mm)	h (mm)	t (mm)	Kg/Adet (Kg/Pcs.)
BHA-SBEAH615	150	150	1,20	2,598
BHA-SBEAH620	200	150	1,20	2,928
BHA-SBEAH625	250	150	1,20	3,060
BHA-SBEAH630	300	150	1,50	4,484
BHA-SBEAH640	400	150	1,50	5,308
BHA-SBEAH650	500	150	1,50	6,132
BHA-SBEAH660	600	150	1,50	6,957

KANAL / TRAY

SABİT İÇ BÜKEY
VERTICAL OUTSIDE BENDS (FIXED)

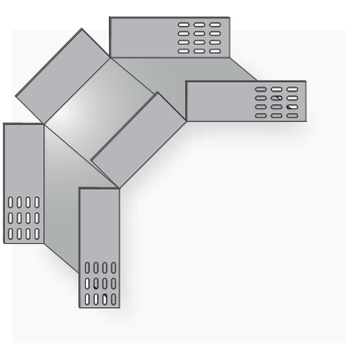

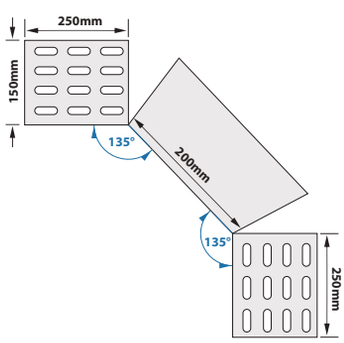

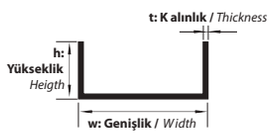

AÇIKLAMALAR / *INSTRUCTIONS :*

NOT : Ölçü toleransı ± 3 mm'dir.
! Belirtilen ağırlıklar kesim ağırlıklarıdır.
! Metrik 8 cıvata ve somun kullanımına uygundur.

NOTE: The dimension tolerance in ± 3 mm
! The indicated weights are the weights before fabrication.
! Convenient for M8 bolt and nut usage.

Sipariş Kodu *(Order Code)*	w *(mm)*	h *(mm)*	t *(mm)*	Kg/Adet *(Kg/Pcs.)*
BHA-SBM505	50	40	1,20	0,510
BHA-SBM507	70	40	1,20	0,593
BHA-SBM510	100	40	1,20	0,716
BHA-SBM512	120	40	1,20	0,799
BHA-SBM515	150	40	1,20	0,922
BHA-SBM520	200	40	1,20	1,128
BHA-SBM525	250	40	1,20	1,334
BHA-SBM530	300	40	1,20	1,540
BHA-SBM540	400	40	1,50	2,439
BHA-SBM550	500	40	1,50	2,954
BHA-SBM560	600	40	1,50	3,468

MERDİVEN / LADDER

SABİT İÇ BÜKEY
VERTICAL INSIDE BENDS (FIXED)

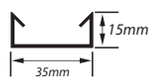

Merdiven Basamağı Ölçüleri
Rung Dimensions

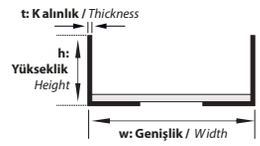

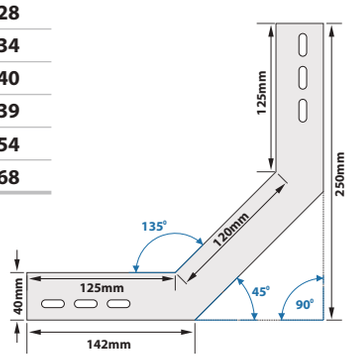

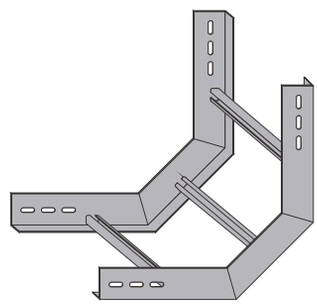

Sipariş Kodu *(Order Code)*	w *(mm)*	h *(mm)*	t *(mm)*	Kg/Adet *(Kg/Pcs.)*
BHA-SBMH505	50	50	1,20	0,614
BHA-SBMH507	70	50	1,20	0,700
BHA-SBMH510	100	50	1,20	0,828
BHA-SBMH512	120	50	1,20	0,913
BHA-SBMH515	150	50	1,20	1,041
BHA-SBMH520	200	50	1,20	1,255
BHA-SBMH525	250	50	1,20	1,468
BHA-SBMH530	300	50	1,20	1,681
BHA-SBMH540	400	50	1,50	2,635
BHA-SBMH550	500	50	1,50	3,168
BHA-SBMH560	600	50	1,50	3,702

MERDİVEN / LADDER

SABİT İÇ BÜKEY
VERTICAL INSIDE BENDS (FIXED)

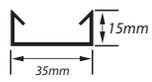

Merdiven Basamağı Ölçüleri
Rung Dimensions

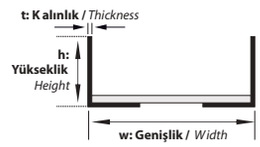

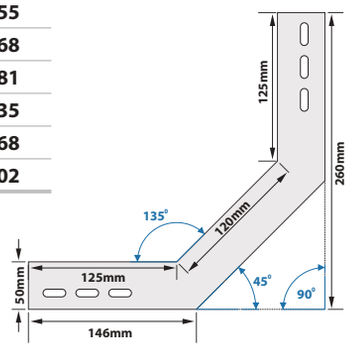

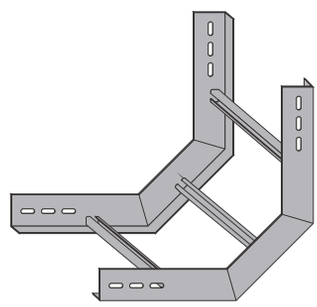

Sipariş Kodu *(Order Code)*	w *(mm)*	h *(mm)*	t *(mm)*	Kg/Adet *(Kg/Pcs.)*
BHA-SBMEH505	50	60	1,20	0,726
BHA-SBMEH507	70	60	1,20	0,815
BHA-SBMEH510	100	60	1,20	0,947
BHA-SBMEH512	120	60	1,20	1,036
BHA-SBMEH515	150	60	1,20	1,169
BHA-SBMEH520	200	60	1,20	1,390
BHA-SBMEH525	250	60	1,20	1,612
BHA-SBMEH530	300	60	1,20	1,833
BHA-SBMEH540	400	60	1,50	2,845
BHA-SBMEH550	500	60	1,50	3,398
BHA-SBMEH560	600	60	1,50	3,951

MERDİVEN / LADDER

SABİT İÇ BÜKEY
VERTICAL INSIDE BENDS (FIXED)

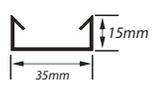

Merdiven Basamağı Ölçüleri
Rung Dimensions

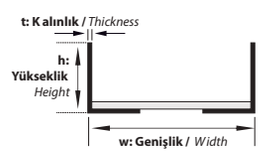

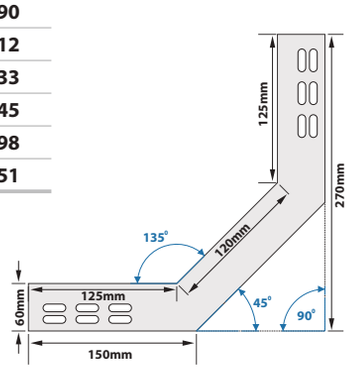

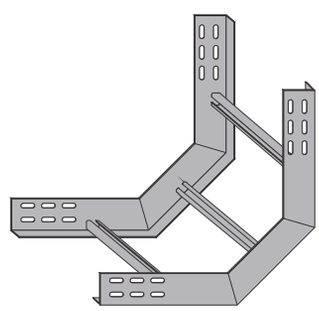

AÇIKLAMALAR / *INSTRUCTIONS :*

NOT : Ölçü toleransı ± 3 mm'dir.
! Belirtilen ağırlıklar kesim ağırlıklarıdır.
! Metrik 8 cıvata ve somun kullanımına uygundur.

NOTE: The dimension tolerance in ± 3 mm
! The indicated weights are the weights before fabrication.
! Convenient for M8 bolt and nut usage.

Sipariş Kodu (Order Code)	w (mm)	h (mm)	t (mm)	Kg/Adet (Kg/Pcs.)
BHA-SBMEA510	100	100	1,20	1,498
BHA-SBMEA512	120	100	1,20	1,600
BHA-SBMEA515	150	100	1,20	1,753
BHA-SBMEA520	200	100	1,20	2,008
BHA-SBMEA525	250	100	1,20	2,263
BHA-SBMEA530	300	100	1,20	2,518
BHA-SBMEA540	400	100	1,50	3,784
BHA-SBMEA550	500	100	1,50	4,421
BHA-SBMEA560	600	100	1,50	5,058

MERDİVEN / LADDER

SABİT İÇ BÜKEY
VERTICAL INSIDE BENDS (FIXED)

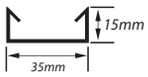

Merdiven Basamağı Ölçüleri
Rung Dimensions

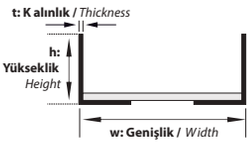

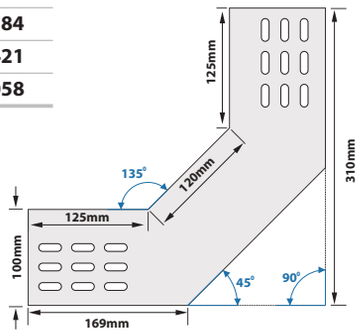

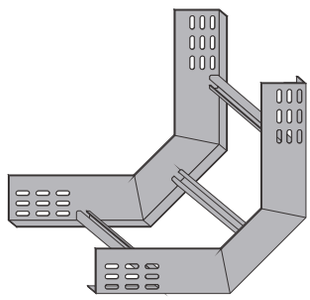

Sipariş Kodu (Order Code)	w (mm)	h (mm)	t (mm)	Kg/Adet (Kg/Pcs.)
BHA-SBMAE512	120	125	1,20	1,982
BHA-SBMAE515	150	125	1,20	2,145
BHA-SBMAE520	200	125	1,20	2,417
BHA-SBMAE525	250	125	1,20	2,690
BHA-SBMAE530	300	125	1,50	2,962
BHA-SBMAE540	400	125	1,50	4,383
BHA-SBMAE550	500	125	1,50	5,064
BHA-SBMAE560	600	125	1,50	5,744

MERDİVEN / LADDER

SABİT İÇ BÜKEY
VERTICAL INSIDE BENDS (FIXED)

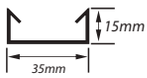

Merdiven Basamağı Ölçüleri
Rung Dimensions

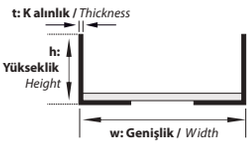

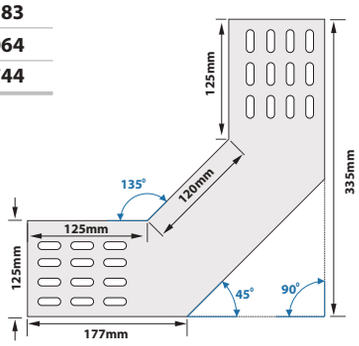

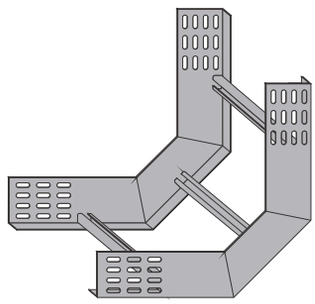

Sipariş Kodu (Order Code)	w (mm)	h (mm)	t (mm)	Kg/Adet (Kg/Pcs.)
BHA-SBMEAH515	150	150	1,20	2,585
BHA-SBMEAH520	200	150	1,20	2,876
BHA-SBMEAH525	250	150	1,20	3,167
BHA-SBMEAH530	300	150	1,50	3,458
BHA-SBMEAH540	400	150	1,50	5,050
BHA-SBMEAH550	500	150	1,50	5,778
BHA-SBMEAH560	600	150	1,50	6,506

MERDİVEN / LADDER

SABİT İÇ BÜKEY
VERTICAL INSIDE BENDS (FIXED)

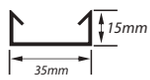

Merdiven Basamağı Ölçüleri
Rung Dimensions

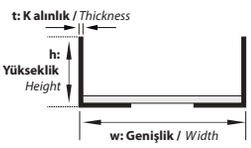

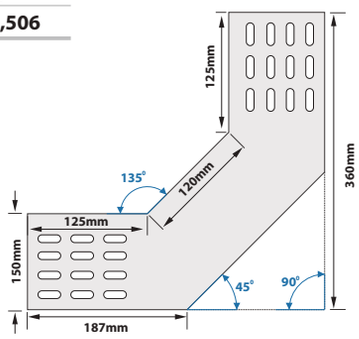

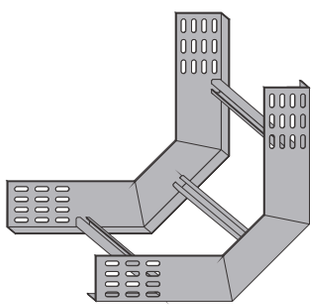

AÇIKLAMALAR / *INSTRUCTIONS :*

NOT : Ölçü toleransı ± 3 mm'dir.
! Belirtilen ağırlıklar kesim ağırlıklarıdır.
! Metrik 8 cıvata ve somun kullanımına uygundur.

NOTE: The dimension tolerance in ± 3 mm
! The indicated weights are the weights before fabrication.
! Convenient for M8 bolt and nut usage.

Sipariş Kodu *(Order Code)*	w *(mm)*	h *(mm)*	t *(mm)*	Kg/Adet *(Kg/Pcs.)*
BHA-SBM605	50	40	1,20	0,510
BHA-SBM607	70	40	1,20	0,593
BHA-SBM610	100	40	1,20	0,716
BHA-SBM612	120	40	1,20	0,799
BHA-SBM615	150	40	1,20	0,922
BHA-SBM620	200	40	1,20	1,128
BHA-SBM625	250	40	1,20	1,334
BHA-SBM630	300	40	1,20	1,540
BHA-SBM640	400	40	1,50	2,439
BHA-SBM650	500	40	1,50	2,954
BHA-SBM660	600	40	1,50	3,468

MERDİVEN / LADDER

SABİT İÇ BÜKEY
VERTICAL INSIDE BENDS (FIXED)

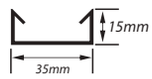

Merdiven Basamağı Ölçüleri
Rung Dimensions

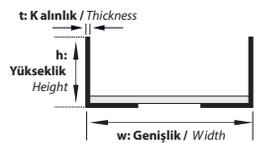

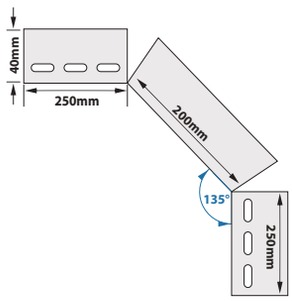

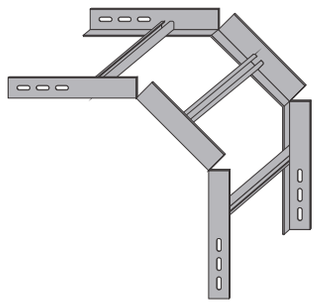

Sipariş Kodu *(Order Code)*	w *(mm)*	h *(mm)*	t *(mm)*	Kg/Adet *(Kg/Pcs.)*
BHA-SBMH605	50	50	1,20	0,614
BHA-SBMH607	70	50	1,20	0,700
BHA-SBMH610	100	50	1,20	0,828
BHA-SBMH612	120	50	1,20	0,913
BHA-SBMH615	150	50	1,20	1,041
BHA-SBMH620	200	50	1,20	1,255
BHA-SBMH625	250	50	1,20	1,468
BHA-SBMH630	300	50	1,20	1,681
BHA-SBMH640	400	50	1,50	2,635
BHA-SBMH650	500	50	1,50	3,168
BHA-SBMH660	600	50	1,50	3,702

MERDİVEN / LADDER

SABİT İÇ BÜKEY
VERTICAL INSIDE BENDS (FIXED)

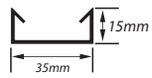

Merdiven Basamağı Ölçüleri
Rung Dimensions

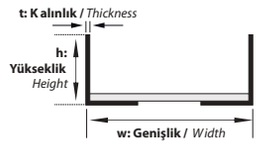

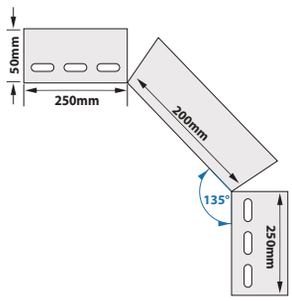

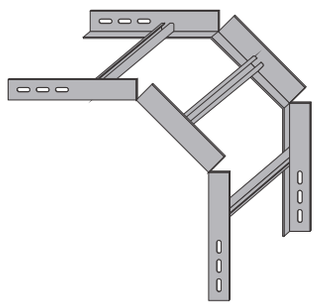

Sipariş Kodu *(Order Code)*	w *(mm)*	h *(mm)*	t *(mm)*	Kg/Adet *(Kg/Pcs.)*
BHA-SBMEH605	50	60	1,20	0,726
BHA-SBMEH607	70	60	1,20	0,815
BHA-SBMEH610	100	60	1,20	0,947
BHA-SBMEH612	120	60	1,20	1,036
BHA-SBMEH615	150	60	1,20	1,169
BHA-SBMEH620	200	60	1,20	1,390
BHA-SBMEH625	250	60	1,20	1,612
BHA-SBMEH630	300	60	1,20	1,833
BHA-SBMEH640	400	60	1,50	2,845
BHA-SBMEH650	500	60	1,50	3,398
BHA-SBMEH660	600	60	1,50	3,951

MERDİVEN / LADDER

SABİT İÇ BÜKEY
VERTICAL INSIDE BENDS (FIXED)

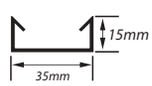

Merdiven Basamağı Ölçüleri
Rung Dimensions

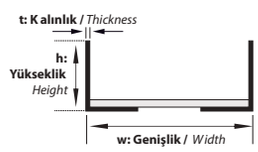

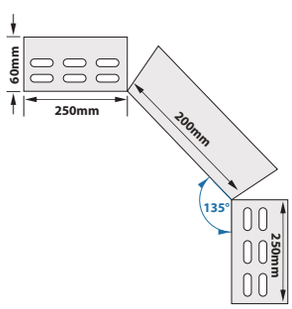

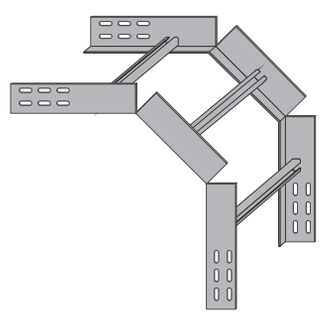

AÇIKLAMALAR / *INSTRUCTIONS :*

NOT : Ölçü toleransı ± 3 mm'dir.
! Belirtilen ağırlıklar kesim ağırlıklarıdır.
! Metrik 8 cıvata ve somun kullanımına uygundur.

NOTE: The dimension tolerance in ± 3 mm
! The indicated weights are the weights before fabrication.
! Convenient for M8 bolt and nut usage.

Sipariş Kodu (Order Code)	w (mm)	h (mm)	t (mm)	Kg/Adet (Kg/Pcs.)
BHA-SBMEA610	100	100	1,20	1,498
BHA-SBMEA612	120	100	1,20	1,600
BHA-SBMEA615	150	100	1,20	1,753
BHA-SBMEA620	200	100	1,20	2,008
BHA-SBMEA625	250	100	1,20	2,263
BHA-SBMEA630	300	100	1,20	2,518
BHA-SBMEA640	400	100	1,50	3,784
BHA-SBMEA650	500	100	1,50	4,421
BHA-SBMEA660	600	100	1,50	5,058

MERDİVEN / LADDER

SABİT İÇ BÜKEY
VERTICAL INSIDE BENDS (FIXED)

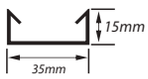

Merdiven Basamağı Ölçüleri
Rung Dimensions

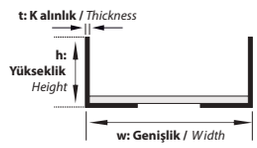

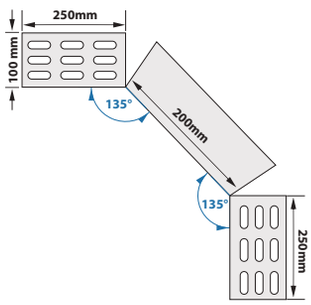

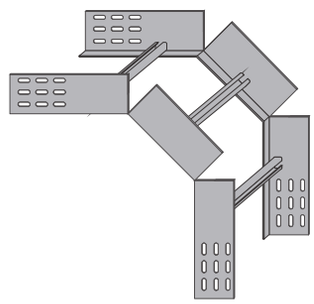

Sipariş Kodu (Order Code)	w (mm)	h (mm)	t (mm)	Kg/Adet (Kg/Pcs.)
BHA-SBMAE612	120	125	1,20	1,982
BHA-SBMAE615	150	125	1,20	2,145
BHA-SBMAE620	200	125	1,20	2,417
BHA-SBMAE625	250	125	1,20	2,690
BHA-SBMAE630	300	125	1,50	2,962
BHA-SBMAE640	400	125	1,50	4,383
BHA-SBMAE650	500	125	1,50	5,064
BHA-SBMAE660	600	125	1,50	5,744

MERDİVEN / LADDER

SABİT İÇ BÜKEY
VERTICAL INSIDE BENDS (FIXED)

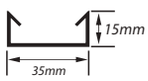

Merdiven Basamağı Ölçüleri
Rung Dimensions

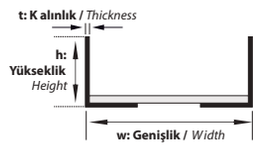

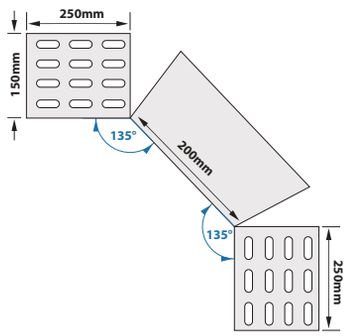

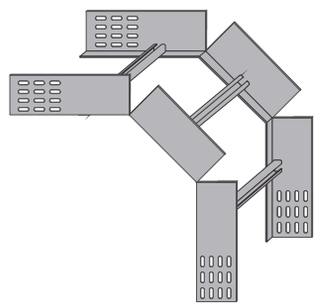

Sipariş Kodu (Order Code)	w (mm)	h (mm)	t (mm)	Kg/Adet (Kg/Pcs.)
BHA-SBMEAH615	150	150	1,20	2,585
BHA-SBMEAH620	200	150	1,20	2,876
BHA-SBMEAH625	250	150	1,20	3,167
BHA-SBMEAH630	300	150	1,50	3,458
BHA-SBMEAH640	400	150	1,50	5,050
BHA-SBMEAH650	500	150	1,50	5,778
BHA-SBMEAH660	600	150	1,50	6,506

MERDİVEN / LADDER

SABİT İÇ BÜKEY
VERTICAL INSIDE BENDS (FIXED)

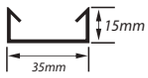

Merdiven Basamağı Ölçüleri
Rung Dimensions

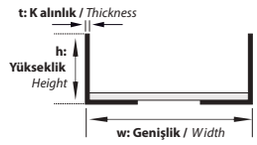

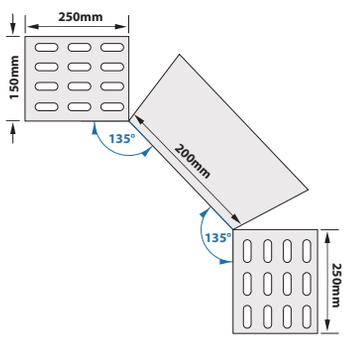

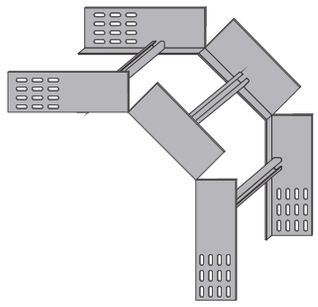

AÇIKLAMALAR / *INSTRUCTIONS :*

NOT : Ölçü toleransı ± 3 mm'dir.
! Belirtilen ağırlıklar kesim ağırlıklarıdır.
! Metrik 8 cıvata ve somun kullanımına uygundur.

NOTE: The dimension tolerance in ± 3 mm
! The indicated weights are the weights before fabrication.
! Convenient for M8 bolt and nut usage.

Sipariş Kodu *(Order Code)*	w *(mm)*	h *(mm)*	t *(mm)*	Kg/Adet *(Kg/Pcs.)*
BHA-SBK505	54	12	1,00	0,274
BHA-SBK507	74	12	1,00	0,343
BHA-SBK510	114	12	1,00	0,446
BHA-SBK512	124	12	1,00	0,515
BHA-SBK515	154	12	1,20	0,741
BHA-SBK520	204	12	1,20	0,947
BHA-SBK525	254	12	1,20	1,153
BHA-SBK530	304	12	1,20	1,358
BHA-SBK540	404	12	1,50	2,213
BHA-SBK550	504	12	1,50	2,727
BHA-SBK560	604	12	1,50	3,242

SABİT İÇ BÜKEY KAPAĞI
VERTICAL INSIDE BENDS COVER (FIXED)

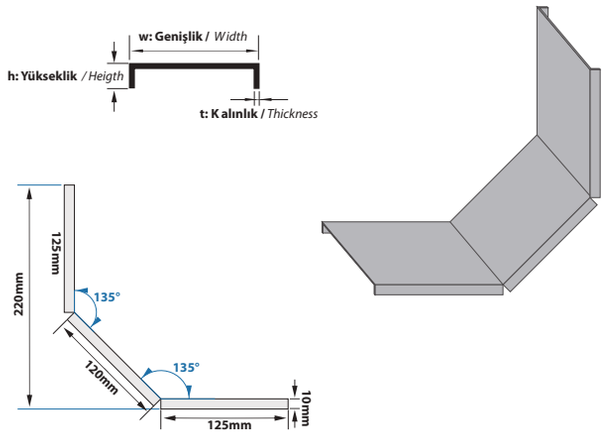

Sipariş Kodu *(Order Code)*	w *(mm)*	h *(mm)*	t *(mm)*	Kg/Adet *(Kg/Pcs.)*
BHA-SBK605	54	12	1,00	0,274
BHA-SBK607	74	12	1,00	0,343
BHA-SBK610	114	12	1,00	0,446
BHA-SBK612	124	12	1,00	0,515
BHA-SBK615	154	12	1,20	0,741
BHA-SBK620	204	12	1,20	0,947
BHA-SBK625	254	12	1,20	1,153
BHA-SBK630	304	12	1,20	1,358
BHA-SBK640	404	12	1,50	2,213
BHA-SBK650	504	12	1,50	2,727
BHA-SBK660	604	12	1,50	3,242

***H:40 için** / for*

SABİT DIŞ BÜKEY
VERTICAL OUTSIDE BENDS (FIXED)

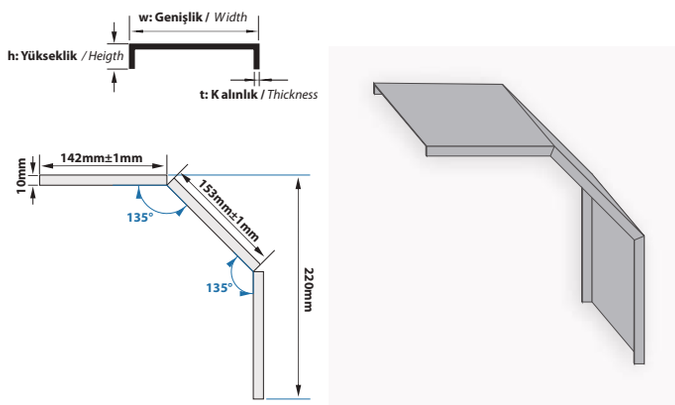

Sipariş Kodu *(Order Code)*	w *(mm)*	h *(mm)*	t *(mm)*	Kg/Adet *(Kg/Pcs.)*
BHA-SBKH605	54	12	1,00	0,284
BHA-SBKH607	74	12	1,00	0,356
BHA-SBKH610	114	12	1,00	0,462
BHA-SBKH612	124	12	1,00	0,533
BHA-SBKH615	154	12	1,20	0,768
BHA-SBKH620	204	12	1,20	0,981
BHA-SBKH625	254	12	1,20	1,195
BHA-SBKH630	304	12	1,20	1,408
BHA-SBKH640	404	12	1,50	2,294
BHA-SBKH650	504	12	1,50	2,827
BHA-SBKH660	604	12	1,50	3,360

***H:50 için** / for*

SABİT DIŞ BÜKEY
VERTICAL OUTSIDE BENDS (FIXED)

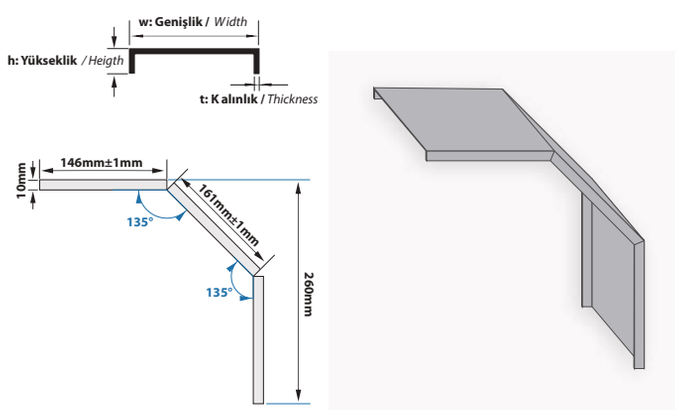

AÇIKLAMALAR / *INSTRUCTIONS :*

NOT : Ölçü toleransı ± 3 mm'dir.
! Belirtilen ağırlıklar kesim ağırlıklarıdır.
! Metrik 8 cıvata ve somun kullanımına uygundur.

NOTE: The dimension tolerance in ± 3 mm
! The indicated weights are the weights before fabrication.
! Convenient for M8 bolt and nut usage.

Sipariş Kodu (Order Code)	w (mm)	h (mm)	t (mm)	Kg/Adet (Kg/Pcs.)
BHA-SBKEH605	54	12	1,00	0,295
BHA-SBKEH607	74	12	1,00	0,369
BHA-SBKEH610	114	12	1,00	0,480
BHA-SBKEH612	124	12	1,00	0,553
BHA-SBKEH615	154	12	1,20	0,797
BHA-SBKEH620	204	12	1,20	1,018
BHA-SBKEH625	254	12	1,20	1,240
BHA-SBKEH630	304	12	1,20	1,461
BHA-SBKEH640	404	12	1,50	2,380
BHA-SBKEH650	504	12	1,50	2,933
BHA-SBKEH660	604	12	1,50	3,487

***H:60 için** / for* — **SABİT DIŞ BÜKEY** *VERTICAL OUTSIDE BENDS (FIXED)*

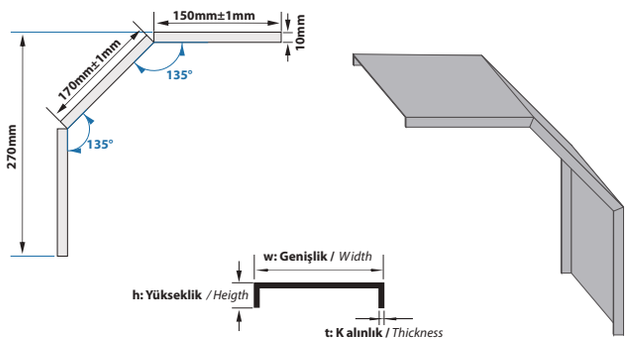

Sipariş Kodu (Order Code)	w (mm)	h (mm)	t (mm)	Kg/Adet (Kg/Pcs.)
BHA-SBKEA610	114	12	1,00	0,552
BHA-SBKEA612	124	12	1,00	0,637
BHA-SBKEA615	154	12	1,20	0,917
BHA-SBKEA620	204	12	1,20	1,172
BHA-SBKEA625	254	12	1,20	1,427
BHA-SBKEA630	304	12	1,20	1,682
BHA-SBKEA640	404	12	1,50	2,739
BHA-SBKEA650	504	12	1,50	3,376
BHA-SBKEA660	604	12	1,50	4,013

***H:100 için** / for* — **SABİT DIŞ BÜKEY** *VERTICAL OUTSIDE BENDS (FIXED)*

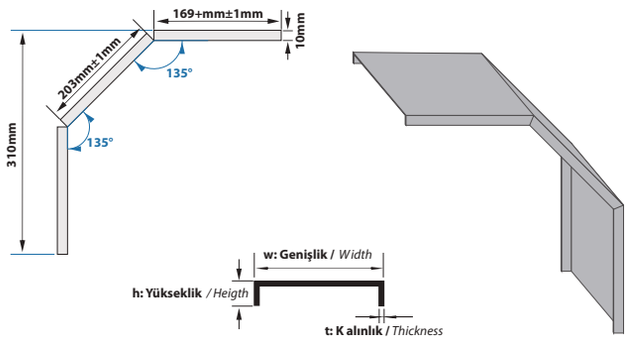

Sipariş Kodu (Order Code)	w (mm)	h (mm)	t (mm)	Kg/Adet (Kg/Pcs.)
BHA-SBK AE612	124	12	1,00	0,681
BHA-SBK AE615	154	12	1,20	0,980
BHA-SBK AE620	204	12	1,20	1,252
BHA-SBK AE625	254	12	1,20	1,525
BHA-SBK AE630	304	12	1,20	1,797
BHA-SBK AE640	404	12	1,50	2,927
BHA-SBK AE650	504	12	1,50	3,607
BHA-SBK AE660	604	12	1,50	4,288

***H:125 için** / for* — **SABİT DIŞ BÜKEY** *VERTICAL OUTSIDE BENDS (FIXED)*

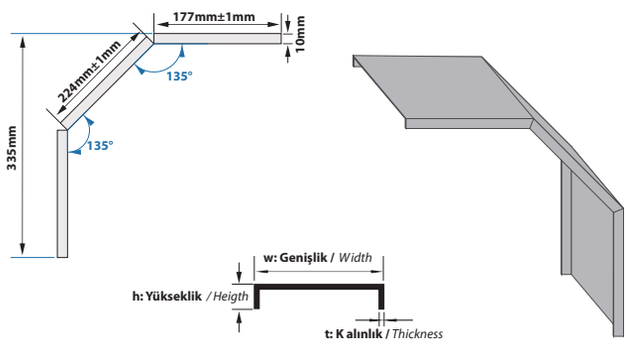

Sipariş Kodu (Order Code)	a (mm)	h (mm)	t (mm)	Kg/Adet (Kg/Pcs.)
BHA-SBKEAH615	154	12	1,20	1,048
BHA-SBKEAH620	204	12	1,20	1,339
BHA-SBKEAH625	254	12	1,20	1,630
BHA-SBKEAH630	304	12	1,20	1,921
BHA-SBKEAH640	404	12	1,50	3,129
BHA-SBKEAH650	504	12	1,50	3,857
BHA-SBKEAH660	604	12	1,50	4,584

***H:150 için** / for* — **SABİT DIŞ BÜKEY** *VERTICAL OUTSIDE BENDS (FIXED)*

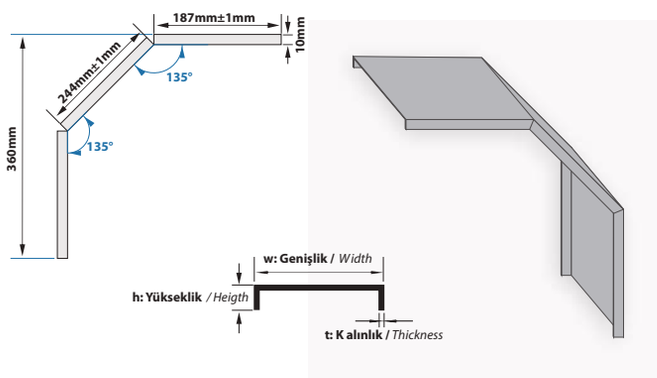

AÇIKLAMALAR / *INSTRUCTIONS :*

NOT : Ölçü toleransı ± 3 mm'dir.
! Belirtilen ağırlıklar kesim ağırlıklarıdır.
! Metrik 8 cıvata ve somun kullanımına uygundur.

NOTE: The dimension tolerance in ± 3 mm
! The indicated weights are the weights before fabrication.
! Convenient for M8 bolt and nut usage.

Sipariş Kodu *(Order Code)*	w *(mm)*	h *(mm)*	t *(mm)*	L *(mm)*	Kg/Adet *(Kg/Pcs.)*
BHA-SDM505	55	40	1,50	705	0,709
BHA-SDM507	75	40	1,50	705	0,819
BHA-SDM510	105	40	1,50	705	0,984
BHA-SDM512	125	40	1,50	705	1,094
BHA-SDM515	155	40	1,50	705	1,510
BHA-SDM520	205	40	1,50	705	1,840
BHA-SDM525	255	40	1,50	705	2,169
BHA-SDM530	305	40	1,50	705	2,499
BHA-SDM540	405	40	1,50	705	4,738
BHA-SDM550	505	40	1,50	705	5,727
BHA-SDM560	605	40	1,50	705	6,716

SEVİYE DEĞİŞTİRME (İÇ - DIŞ BÜKEY)
LEVEL CHANGE UNIT (VERTICAL INSIDE AND OUTSIDE BEND)

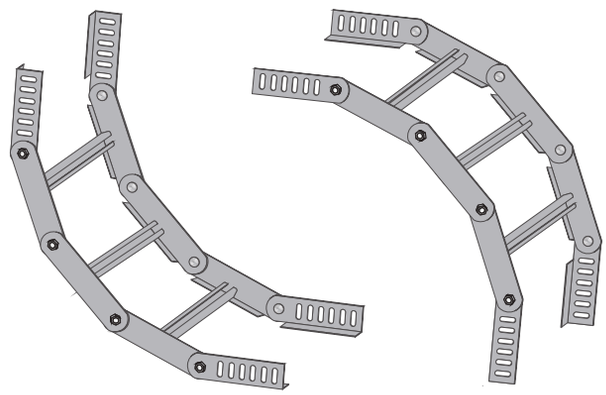

Sipariş Kodu *(Order Code)*	w *(mm)*	h *(mm)*	t *(mm)*	L *(mm)*	Kg/Adet *(Kg/Pcs.)*
BHA-SDMH505	55	50	1,50	710	0,819
BHA-SDMH507	75	50	1,50	710	0,929
BHA-SDMH510	105	50	1,50	710	1,094
BHA-SDMH512	125	50	1,50	710	1,203
BHA-SDMH515	155	50	1,50	710	1,642
BHA-SDMH520	205	50	1,50	710	1,972
BHA-SDMH525	255	50	1,50	710	2,301
BHA-SDMH530	305	50	1,50	710	2,631
BHA-SDMH540	405	50	1,50	710	4,936
BHA-SDMH550	505	50	1,50	710	5,925
BHA-SDMH560	605	50	1,50	710	6,914

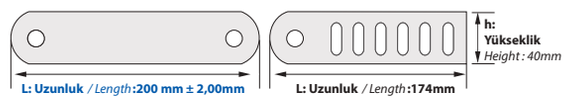

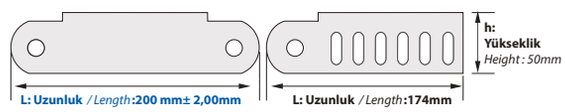

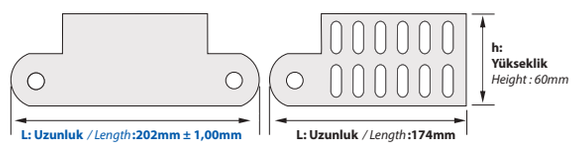

Sipariş Kodu *(Order Code)*	w *(mm)*	h *(mm)*	t *(mm)*	L *(mm)*	Kg/Adet *(Kg/Pcs.)*
BHA-SDMEH505	55	60	1,50	715	0,929
BHA-SDMEH507	75	60	1,50	715	1,039
BHA-SDMEH510	105	60	1,50	715	1,203
BHA-SDMEH512	125	60	1,50	715	1,313
BHA-SDMEH515	155	60	1,50	715	1,774
BHA-SDMEH520	205	60	1,50	715	2,103
BHA-SDMEH525	255	60	1,50	715	2,433
BHA-SDMEH530	305	60	1,50	715	2,763
BHA-SDMEH540	405	60	1,50	715	5,133
BHA-SDMEH550	505	60	1,50	715	6,123
BHA-SDMEH560	605	60	1,50	715	7,112

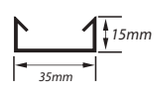

Merdiven Basamağı Ölçüleri
Rung Dimensions

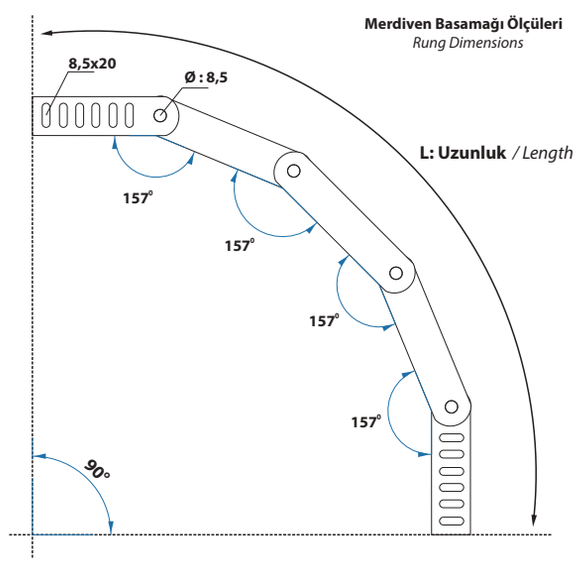

AÇIKLAMALAR / *INSTRUCTIONS :*

NOT :	Ölçü toleransı ± 3 mm'dir.
!	Belirtilen ağırlıklar kesim ağırlıklarıdır.
!	Metrik 8 cıvata ve somun kullanımına uygundur.
NOTE:	The dimension tolerance in ± 3 mm
!	The indicated weights are the weights before fabrication.
!	Convenient for M8 bolt and nut usage.

Sipariş Kodu *(Order Code)*	w *(mm)*	h *(mm)*	t *(mm)*	L *(mm)*	Kg/Adet *(Kg/Pcs.)*
BHA-SDMEA510	105	100	1,50	830	0,984
BHA-SDMEA512	125	100	1,50	830	1,094
BHA-SDMEA515	155	100	1,50	830	1,510
BHA-SDMEA520	205	100	1,50	830	1,840
BHA-SDMEA525	255	100	1,50	830	2,169
BHA-SDMEA530	305	100	1,50	830	2,499
BHA-SDMEA540	405	100	1,50	830	4,738
BHA-SDMEA550	505	100	1,50	830	5,727
BHA-SDMEA560	605	100	1,50	830	6,716

SEVİYE DEĞİŞTİRME (İÇ - DIŞ BÜKEY)
LEVEL CHANGE UNIT (VER TICAL INSIDE AND OUTSIDE BEND)

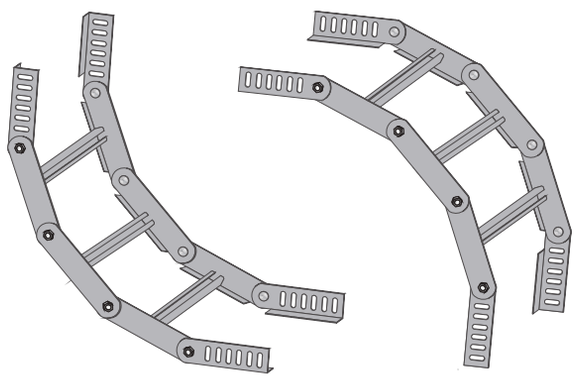

Sipariş Kodu *(Order Code)*	w *(mm)*	h *(mm)*	t *(mm)*	L *(mm)*	Kg/Adet *(Kg/Pcs.)*
BHA-SDMAE512	125	125	1,50	840	1,203
BHA-SDMAE515	155	125	1,50	840	1,642
BHA-SDMAE520	205	125	1,50	840	1,972
BHA-SDMAE525	255	125	1,50	840	2,301
BHA-SDMAE530	305	125	1,50	840	2,631
BHA-SDMAE540	405	125	1,50	840	4,936
BHA-SDMAE550	505	125	1,50	840	5,925
BHA-SDMAE560	605	125	1,50	840	6,914

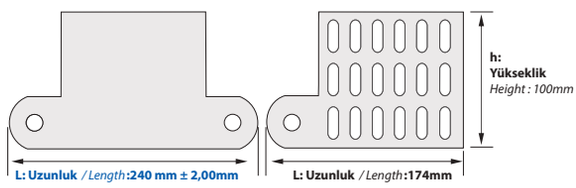

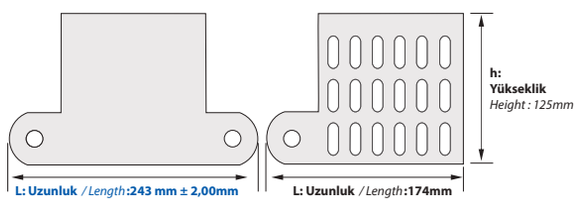

Sipariş Kodu *(Order Code)*	w *(mm)*	h *(mm)*	t *(mm)*	L *(mm)*	Kg/Adet *(Kg/Pcs.)*
BHA-SDMEAH515	155	150	1,50	850	1,774
BHA-SDMEAH520	205	150	1,50	850	2,103
BHA-SDMEAH525	255	150	1,50	850	2,433
BHA-SDMEAH530	305	150	1,50	850	2,763
BHA-SDMEAH540	405	150	1,50	850	5,133
BHA-SDMEAH550	505	150	1,50	850	6,123
BHA-SDMEAH560	605	150	1,50	850	7,112

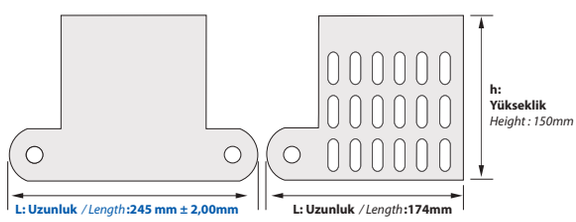

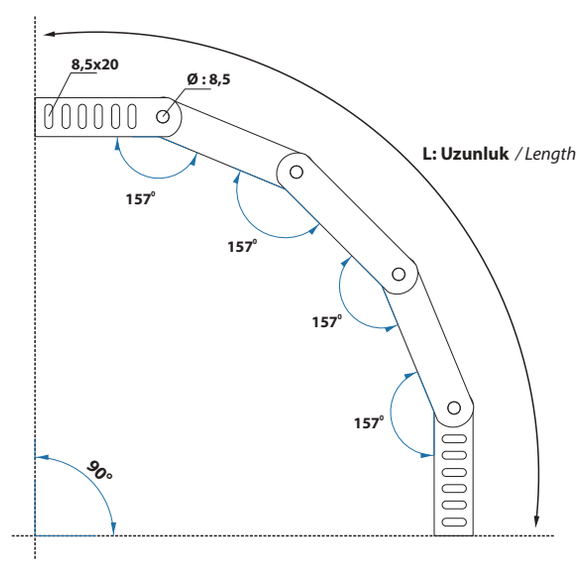

➤	**AÇIKLAMALAR /** *INSTRUCTIONS :*
NOT :	Ölçü toleransı ± 3 mm'dir.
!	Belirtilen ağırlıklar kesim ağırlıklarıdır.
!	Metrik 8 cıvata ve somun kullanımına uygundur.
NOTE:	The dimension tolerance in ± 3 mm
!	The indicated weights are the weights before fabrication.
!	Convenient for M8 bolt and nut usage.

Trunking Sistemleri
Trunking Systems

Beha

Trunking Sistemleri
Trunking Systems

h:50

01 Trunking ve Ek Elemanı / *Trunking and Joint Pieces*
02 Trunking Yatay 90° -T Dönüş - Dörtlü Dönüş / *Trunking Horizontal Bends Bends 90° - Tee Branches - Crossing*
03 Trunking İç Bükey - Dış Bükey - Sonlandırma Elemanı / *Trunking Vertical Inside bend - Outside Bend and End Cap*
04 Z Tip Redüksiyon Sol-Sağ-Ortadan / *Z Type Reducer Left-Right-Center*

h:75

05 Trunking ve Ek Elemanı / *Trunking and Joint Pieces*
06 Trunking Yatay 90° -T Dönüş - Dörtlü Dönüş / *Trunking Horizontal Bends Bends 90° -Tee Branches - Crossing*
07 Trunking İç Bükey - Dış Bükey - Sonlandırma Elemanı / *Trunking Vertical Inside bend - Outside Bend and End Cap*
08 Z Tip Redüksiyon Sol-Sağ-Ortadan / *Z Type Reducer Left-Right-Center*

h:100

09 Trunking ve Ek Elemanı / *Trunking and Joint Pieces*
10 Trunking Yatay 90° -T Dönüş - Dörtlü Dönüş / *Trunking Horizontal Bends Bends 90° -Tee Branches - Crossing*
11 Trunking İç Bükey - Dış Bükey - Sonlandırma Elemanı / *Trunking Vertical Inside bend - Outside Bend and End Cap*
12 Z Tip Redüksiyon Sol-Sağ-Ortadan / *Z Type Reducer Left-Right-Center*

h:125

13 Trunking ve Ek Elemanı / *Trunking and Joint Pieces*
14 Trunking Yatay 90° -T Dönüş - Dörtlü Dönüş / *Trunking Horizontal Bends Bends 90° -Tee Branches - Crossing*
15 Trunking İç Bükey - Dış Bükey - Sonlandırma Elemanı / *Trunking Vertical Inside bend - Outside Bend and End Cap*
16 Z Tip Redüksiyon Sol-Sağ-Ortadan / *Z Type Reducer Left-Right-Center*

h:150

17 Trunking ve Ek Elemanı / *Trunking and Joint Pieces*
18 Trunking Yatay 90° -T Dönüş - Dörtlü Dönüş / *Trunking Horizontal Bends Bends 90° -Tee Branches - Crossing*
19 Trunking İç Bükey - Dış Bükey - Sonlandırma Elemanı / *Trunking Vertical Inside bend - Outside Bend and End Cap*
20 Z Tip Redüksiyon Sol-Sağ-Ortadan / *Z Type Reducer Left-Right-Center*

h:200

21 Trunking ve Ek Elemanı / *Trunking and Joint Pieces*
22 Trunking Yatay 90° -T Dönüş - Dörtlü Dönüş / *Trunking Horizontal Bends Bends 90° -Tee Branches - Crossing*
23 Trunking İç Bükey - Dış Bükey - Sonlandırma Elemanı / *Trunking Vertical Inside bend - Outside Bend and End Cap*
24 Z Tip Redüksiyon Sol-Sağ-Ortadan / *Z Type Reducer Left-Right-Center*

h:250

25 Trunking ve Ek Elemanı / *Trunking and Joint Pieces*
26 Trunking Yatay 90° -T Dönüş - Dörtlü Dönüş / *Trunking Horizontal Bends Bends 90° -Tee Branches - Crossing*
27 Trunking İç Bükey - Dış Bükey - Sonlandırma Elemanı / *Trunking Vertical Inside bend - Outside Bend and End Cap*
28 Z Tip Redüksiyon Sol-Sağ-Ortadan / *Z Type Reducer Left-Right-Center*

h:300

29 Trunking ve Ek Elemanı / *Trunking and Joint Pieces*
30 Trunking Yatay 90° -T Dönüş - Dörtlü Dönüş / *Trunking Horizontal Bends Bends 90° -Tee Branches - Crossing*
31 Trunking İç Bükey - Dış Bükey - Sonlandırma Elemanı / *Trunking Vertical Inside bend - Outside Bend and End Cap*

CO-VERS

32 Trunking - Trunking Yatay 90° -T Dönüş - Dörtlü Kapakları
Trunking Horizontal Bends Bends 90° -Tee Branches - Crossing Covers
33 Trunking İç Bükey - Dış Bükey Kapakları / Trunking Vertical Inside bend - Outside Bend Covers

Sipariş Kodu (Order Code)	w (mm)	h (mm)	t (mm)	Kg/Mt (Kg/Mt)
BHA-TR05.10/50	50	50	1,00	1,476
BHA-TR05.12/50	50	50	1,20	1,771
BHA-TR05.15/50	50	50	1,50	2,214
BHA-TR05.20/50	50	50	2,00	2,656
BHA-TR07.10/50	75	50	1,00	1,672
BHA-TR07.12/50	75	50	1,20	2,006
BHA-TR07.15/50	75	50	1,50	2,508
BHA-TR07.20/50	75	50	2,00	3,010
BHA-TR10.10/50	100	50	1,00	1,868
BHA-TR10.12/50	100	50	1,20	2,242
BHA-TR10.15/50	100	50	1,50	2,802
BHA-TR10.20/50	100	50	2,00	3,363
BHA-TR12.10/50	125	50	1,00	2,065
BHA-TR12.12/50	125	50	1,20	2,477
BHA-TR12.15/50	125	50	1,50	3,097
BHA-TR12.20/50	125	50	2,00	3,716
BHA-TR15.10/50	150	50	1,00	2,261
BHA-TR15.12/50	150	50	1,20	2,713
BHA-TR15.15/50	150	50	1,50	3,391
BHA-TR15.20/50	150	50	2,00	4,069
BHA-TR20.10/50	200	50	1,00	2,653
BHA-TR20.12/50	200	50	1,20	3,184
BHA-TR20.15/50	200	50	1,50	3,980
BHA-TR20.20/50	200	50	2,00	4,776
BHA-TR25.12/50	250	50	1,20	3,655
BHA-TR25.15/50	250	50	1,50	4,569
BHA-TR25.20/50	250	50	2,00	5,482
BHA-TR30.12/50	300	50	1,20	4,126
BHA-TR30.15/50	300	50	1,50	5,157
BHA-TR30.20/50	300	50	2,00	6,189

TRUNKING

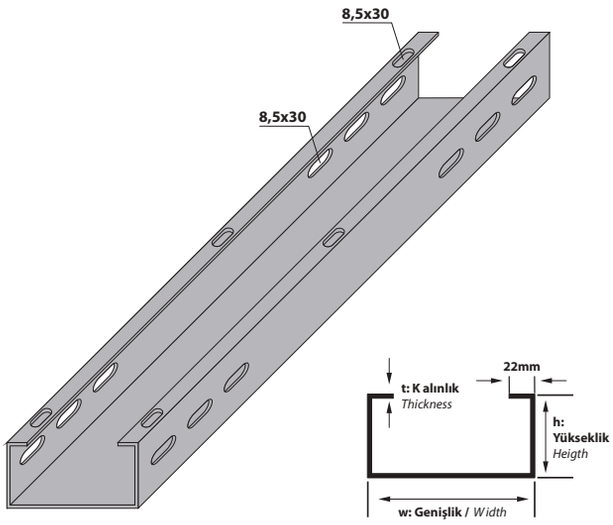

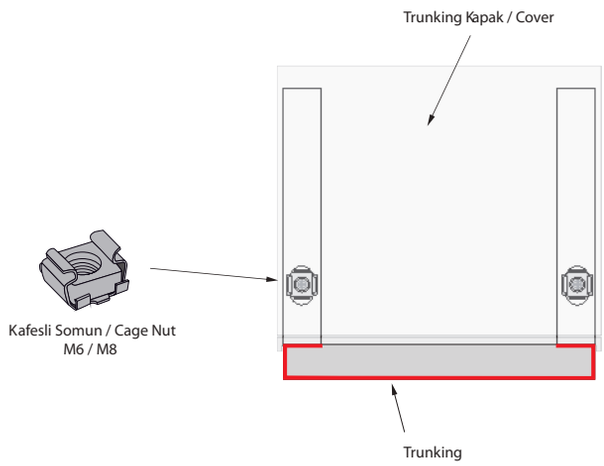

AÇIKLAMALAR / *INSTRUCTIONS :*

NOT : Standart uzunluk 2500mm. İsteğe bağlı olarak uzunluklar değişebilir

! Trunking'lerde ölçü toleransı ± 3 mm.'dir .

! Belirtilen ağırlıklar kesim ağırlıklarıdır.

! Trunking'ler, Metrik 6, 8 cıvata ve somun kullanımına uygundur.

NOTE: *Standart Length is 2500mm. On req uest the Lengths can change.*

! *The dimension tolerance in Trunking is ± 3 mm.*

! *The indicated weights are the weights before fabrication.*

! *All the Trunkings are convenient for M8 bolt and nut usage.*

Sipariş Kodu (Order Code)	w (mm)	h (mm)	t (mm)	L (mm)	Kg/Adet (Kg/Pcs.)
BHA-KN1-05.12	15	50	1,20	174	0,110

EK ELEMANI
JOINT PIECE

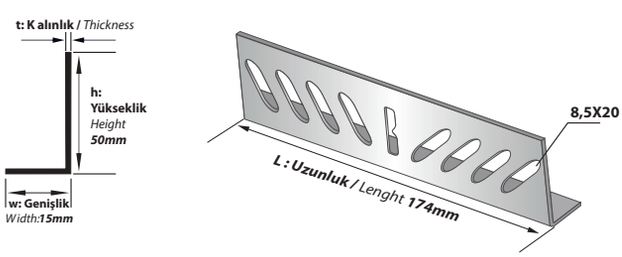

AÇIKLAMALAR / *INSTRUCTIONS :*

NOT : Tüm Ek Elemanları, Metrik 8 cıvata ve somun kullanımına uygundur .

! Belirtilen ağırlıklar kesim ağırlıklarıdır.

! 1 Adet Ek Elemanı Standartta 4 T akım M8 Cıvata Somun İle K ullanıma Uygundur.

NOTE: All The Cable T rays are Convenient for M8 Bolt and Nut Usage.

! The indicated weights are the weights before fabrication.

! One Piece Of straight Connector is Suitable for The Usage of 4 set of M8 Bolt and Nut.

TRUNKING 90° DÖNÜŞ ELEMANLARI
TRUNKING TYPE 90° BENDS

Sipariş Kodu *(Order Code)*	a, b *(mm)*	h *(mm)*	t *(mm)*	Kg/Adet *(Kg/Pcs.)*
BHA-YDTR105/50	50	50	1,20	0,485
BHA-YDTR107/50	75	50	1,20	0,622
BHA-YDTR110/50	100	50	1,20	0,749
BHA-YDTR112/50	125	50	1,20	0,865
BHA-YDTR115/50	150	50	1,20	1,039
BHA-YDTR120/50	200	50	1,20	1,375
BHA-YDTR125/50	250	50	1,20	1,758
BHA-YDTR130/50	300	50	1,50	2,736

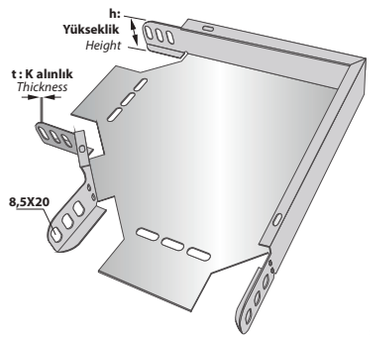

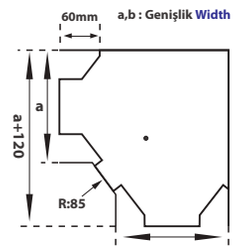

AÇIKLAMALAR / *INSTRUCTIONS :*

NOT : Ölçü toleransı ± 3 mm.'dir .

! Belirtilen ağırlıklar kesim ağırlıklarıdır.

NOTE: *The dimension tolerance in ± 3 mm*

! *The indicated weights are the weights before fabrication.*

TRUNKING TİP T DÖNÜŞ ELEMANLARI
TRUNKING TYPE TEE-BRANCHES

Sipariş Kodu *(Order Code)*	a, b, c *(mm)*	h *(mm)*	t *(mm)*	Kg/Adet *(Kg/Pcs.)*
BHA-TDTR205/50	50	50	1,20	0,624
BHA-TDTR207/50	75	50	1,20	0,780
BHA-TDTR210/50	100	50	1,20	0,898
BHA-TDTR212/50	125	50	1,20	1,024
BHA-TDTR215/50	150	50	1,20	1,214
BHA-TDTR220/50	200	50	1,20	1,576
BHA-TDTR225/50	250	50	1,20	1,986
BHA-TDTR230/50	300	50	1,50	3,054

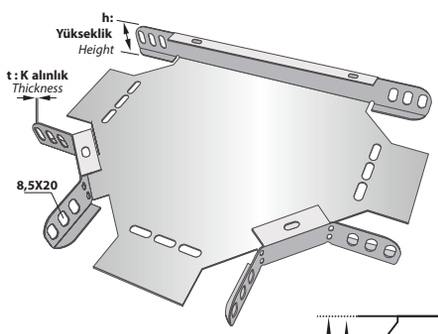

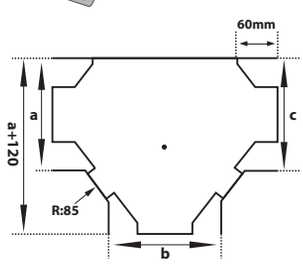

AÇIKLAMALAR / *INSTRUCTIONS :*

NOT : Ölçü toleransı ± 3 mm.'dir .

! Belirtilen ağırlıklar kesim ağırlıklarıdır.

NOTE: *The dimension tolerance in ± 3 mm*

! *The indicated weights are the weights before fabrication.*

TRUNKING TİP DÖRTLÜ BAĞLANTILAR
TRUNKING TYPE CROSSINGS

Sipariş Kodu *(Order Code)*	a, b, c, d *(mm)*	h *(mm)*	t *(mm)*	Kg/Adet *(Kg/Pcs.)*
BHA-DDTR305/50	50	50	1,20	0,803
BHA-DDTR307/50	75	50	1,20	0,977
BHA-DDTR310/50	100	50	1,20	1,077
BHA-DDTR312/50	125	50	1,20	1,213
BHA-DDTR315/50	150	50	1,20	1,419
BHA-DDTR320/50	200	50	1,20	1,775
BHA-DDTR325/50	250	50	1,20	2,244
BHA-DDTR330/50	300	50	1,50	3,409

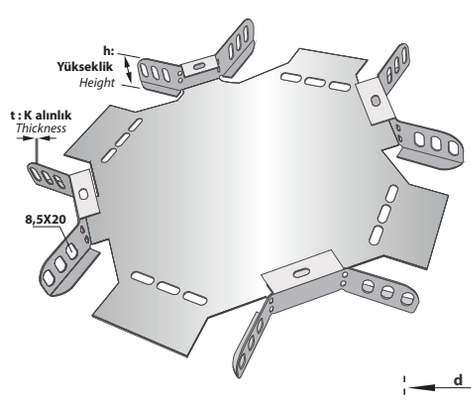

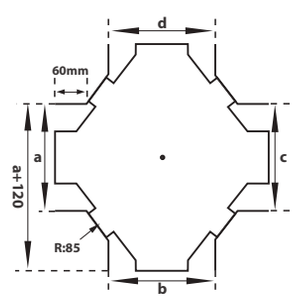

AÇIKLAMALAR / *INSTRUCTIONS :*

NOT : Ölçü toleransı ± 3 mm.'dir .

! Belirtilen ağırlıklar kesim ağırlıklarıdır.

NOTE: *The dimension tolerance in ± 3 mm*

! *The indicated weights are the weights before fabrication.*

AÇIKLAMALAR / *INSTRUCTIONS :* **Ekstra /** *Extra*

Tüm dönüş uygulamaları, Metrik 8 cıvata ve somun kullanımına uygundur.
Belirtilen ağırlıklar kesim ağırlıklarıdır.

All the bend implementation are convenient for M8 bolt and Nut usage.
The indicated weights are the weights before fabrication.

TRUNKING İÇ BÜKEY DÖNÜŞ ELEMANLARI
TRUNKING INTERNAL BEND ELEMENTS

Sipariş Kodu *(Order Code)*	w *(mm)*	h *(mm)*	t *(mm)*	Kg/Adet *(Kg/Pcs.)*
BHA-BTR505/50	50	50	1,20	1,083
BHA-BTR507/50	75	50	1,20	1,201
BHA-BTR510/50	100	50	1,20	1,319
BHA-BTR512/50	125	50	1,20	1,437
BHA-BTR515/50	150	50	1,20	1,554
BHA-BTR520/50	200	50	1,20	1,790
BHA-BTR525/50	250	50	1,20	2,025
BHA-BTR530/50	300	50	1,20	2,261

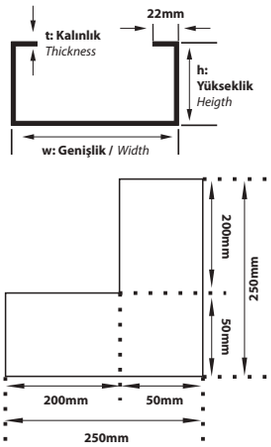

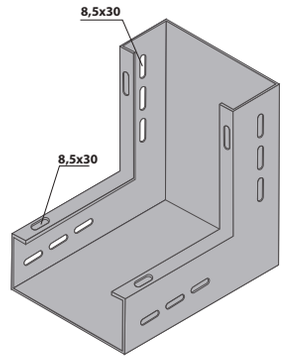

	AÇIKLAMALAR / *INSTRUCTIONS :*
NOT:	Ölçü toleransı ± 3 mm.'dir.
!	Belirtilen ağırlıklar kesim ağırlıklarıdır.
NOTE:	*The dimension tolerance in ± 3 mm*
!	*The indicated weights are the weights before fabrication.*

TRUNKING DIŞ BÜKEY DÖNÜŞ ELEMANLARI
TRUNKING EXTERNAL BEND ELEMENTS

Sipariş Kodu *(Order Code)*	w *(mm)*	h *(mm)*	t *(mm)*	Kg/Adet *(Kg/Pcs.)*
BHA-BTR605/50	50	50	1,20	1,036
BHA-BTR607/50	75	50	1,20	1,130
BHA-BTR610/50	100	50	1,20	1,225
BHA-BTR612/50	125	50	1,20	1,319
BHA-BTR615/50	150	50	1,20	1,413
BHA-BTR620/50	200	50	1,20	1,601
BHA-BTR625/50	250	50	1,20	1,790
BHA-BTR630/50	300	50	1,20	1,978

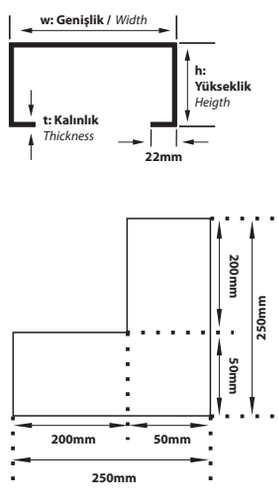

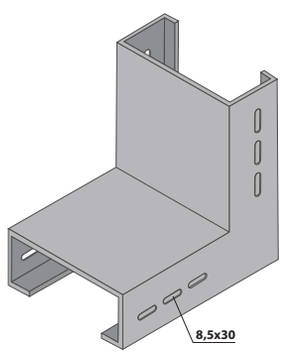

	AÇIKLAMALAR / *INSTRUCTIONS :*
NOT:	Ölçü toleransı ± 3 mm.'dir.
!	Belirtilen ağırlıklar kesim ağırlıklarıdır.
NOTE:	*The dimension tolerance in ± 3 mm*
!	*The indicated weights are the weights before fabrication.*

SONLANDIRMA
END CAP

Sipariş Kodu *(Order Code)*	w *(mm)*	h *(mm)*	t *(mm)*	Kg/Adet *(Kg/Pcs.)*
BHA-TRS05/50	45	50	1,20	0,078
BHA-TRS07/50	70	50	1,20	0,089
BHA-TRS10/50	95	50	1,20	0,101
BHA-TRS12/50	120	50	1,20	0,113
BHA-TRS15/50	145	50	1,20	0,125
BHA-TRS20/50	195	50	1,20	0,148
BHA-TRS25/50	245	50	1,20	0,172
BHA-TRS30/50	295	50	1,20	0,195

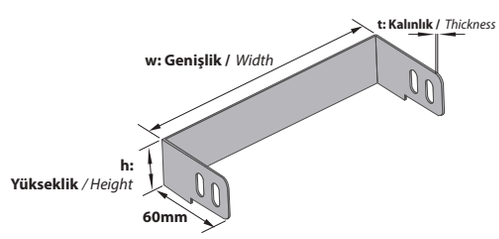

	AÇIKLAMALAR / *INSTRUCTIONS :*
NOT:	Ölçü toleransı ± 3 mm.'dir.
!	Belirtilen ağırlıklar kesim ağırlıklarıdır.
NOTE:	*The dimension tolerance in ± 3 mm*
!	*The indicated weights are the weights before fabrication.*

Z TİPİ REDÜKSİYONLAR SOLA
SOLA / LEFT
Z TYPE REDUCERS LEFT

Sipariş Kodu (Order Code)	w (mm)	h (mm)	t (mm)	Kg/Takım (Kg/Set)
BHA-TRZ1-25	25	50	1,50	0,189
BHA-TRZ1-50	50	50	1,50	0,204
BHA-TRZ1-75	75	50	1,50	0,219
BHA-TRZ1-100	100	50	1,50	0,237
BHA-TRZ1-125	125	50	1,50	0,248
BHA-TRZ1-150	150	50	1,50	0,263
BHA-TRZ1-175	175	50	1,50	0,278
BHA-TRZ1-200	200	50	1,50	0,293
BHA-TRZ1-225	225	50	1,50	0,307
BHA-TRZ1-250	250	50	1,50	0,322

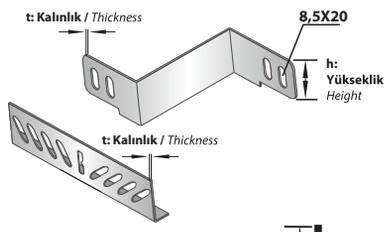

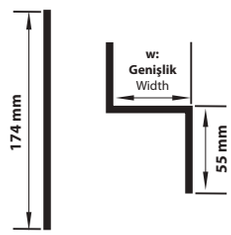

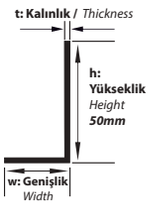

Ek Elemanı
Joint Piece

Ölçüler (Değerler) mm'dir.
Dimensions (Values) is mm.

Z TİPİ REDÜKSİYONLAR SAĞA
SAĞA / RIGHT
Z TYPE REDUCERS RIGHT

Sipariş Kodu (Order Code)	w (mm)	h (mm)	t (mm)	Kg/Takım (Kg/Set)
BHA-TRZ1-25	25	50	1,50	0,189
BHA-TRZ1-50	50	50	1,50	0,204
BHA-TRZ1-75	75	50	1,50	0,219
BHA-TRZ1-100	100	50	1,50	0,237
BHA-TRZ1-125	125	50	1,50	0,248
BHA-TRZ1-150	150	50	1,50	0,263
BHA-TRZ1-175	175	50	1,50	0,278
BHA-TRZ1-200	200	50	1,50	0,293
BHA-TRZ1-225	225	50	1,50	0,307
BHA-TRZ1-250	250	50	1,50	0,322

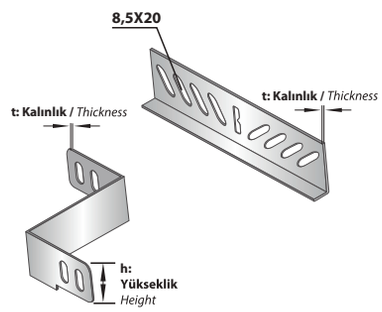

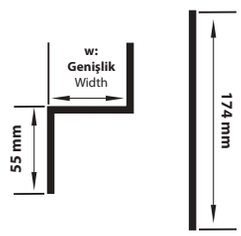

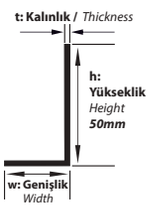

Ek Elemanı
Joint Piece

Ölçüler (Değerler) mm'dir.
Dimensions (Values) is mm.

Z TİPİ REDÜKSİYONLAR ORTADAN
ORTADAN / CENTER
Z TYPE REDUCERS CENTER

Sipariş Kodu (Order Code)	w (mm)	h (mm)	t (mm)	Kg/Takım (Kg/Set)
BHA-TRZ2-12	12	50	1,50	0,144
BHA-TRZ2-25	25	50	1,50	0,159
BHA-TRZ2-50	50	50	1,50	0,188
BHA-TRZ2-75	75	50	1,50	0,218
BHA-TRZ2-100	100	50	1,50	0,247
BHA-TRZ2-125	125	50	1,50	0,277
BHA-TRZ2-137	150	50	1,50	0,291

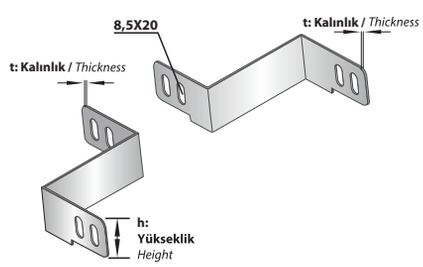

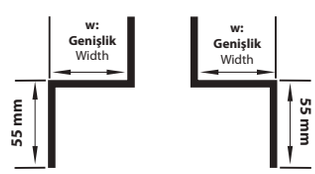

AÇIKLAMALAR / *INSTRUCTIONS :*

NOT: Lütfen siparişlerinizde redüksiyon tipini ve "w" ölçüsünü belirtiniz.
! Özel ölçüler için lütfen firmamız ile irtibata geçiniz.
! Metrik 8 cıvata ve somun kullanımına uygundur. Belirtilen ağırlıklar kesim ağırlıklarıdır.

NOTE: *Please assert the reduction type and "w" dimension.*
! *For special dimensions please contact our firm.*
! *M8 bolt and Nut usage. The indicated weights are the weights before fabrication.*

Sipariş Kodu (Order Code)	w (mm)	h (mm)	t (mm)	Kg/Mt (Kg/Mt)
BHA-TR07.10/75	75	75	1,00	2,065
BHA-TR07.12/75	75	75	1,20	2,477
BHA-TR07.15/75	75	75	1,50	3,097
BHA-TR07.20/75	75	75	2,00	3,716
BHA-TR10.10/75	100	75	1,00	2,261
BHA-TR10.12/75	100	75	1,20	2,713
BHA-TR10.15/75	100	75	1,50	3,391
BHA-TR10.20/75	100	75	2,00	4,069
BHA-TR12.10/75	125	75	1,00	2,457
BHA-TR12.12/75	125	75	1,20	2,948
BHA-TR12.15/75	125	75	1,50	3,686
BHA-TR12.20/75	125	75	2,00	4,423
BHA-TR15.10/75	150	75	1,00	2,653
BHA-TR15.12/75	150	75	1,20	3,184
BHA-TR15.15/75	150	75	1,50	3,980
BHA-TR15.20/75	150	75	2,00	4,776
BHA-TR20.10/75	200	75	1,00	3,046
BHA-TR20.12/75	200	75	1,20	3,655
BHA-TR20.15/75	200	75	1,50	4,569
BHA-TR20.20/75	200	75	2,00	5,482
BHA-TR25.12/75	250	75	1,20	4,126
BHA-TR25.15/75	250	75	1,50	5,157
BHA-TR25.20/75	250	75	2,00	6,189
BHA-TR30.12/75	300	75	1,20	4,597
BHA-TR30.15/75	300	75	1,50	5,746
BHA-TR30.20/75	300	75	2,00	6,895

TRUNKING

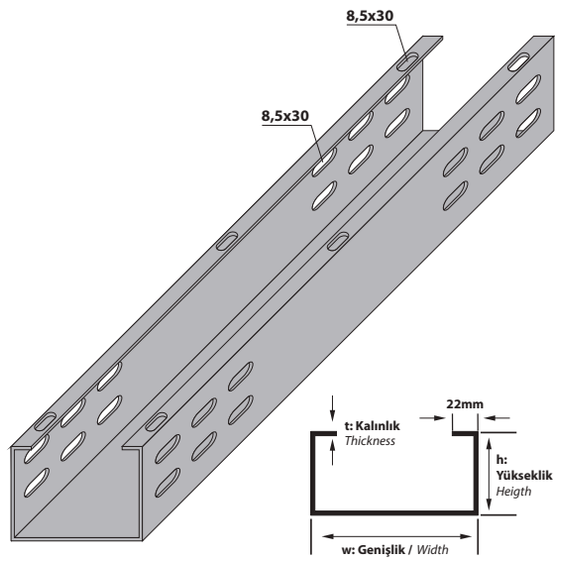

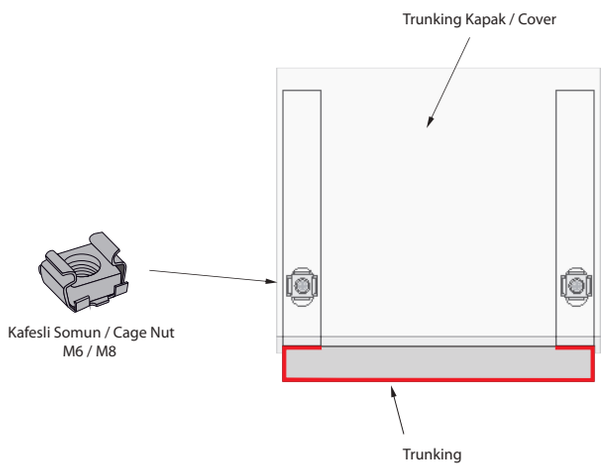

> AÇIKLAMALAR / *INSTRUCTIONS :*

NOT:	Standart uzunluk 2500mm. İsteğe bağlı olarak uzunluklar değişebilir.
!	Trunking'lerde ölçü toleransı ± 3 mm.'dir.
!	Belirtilen ağırlıklar kesim ağırlıklarıdır.
!	Trunking'ler, Metrik 6, 8 cıvata ve somun kullanımına uygundur.
NOTE:	*Standart Length is 2500mm. On request the Lengths can change.*
!	*The dimension tolerance in Trunking is ± 3 mm.*
!	*The indicated weights are the weights before fabrication.*
!	*All the Trunkings are convenient for M8 bolt and nut usage.*

Sipariş Kodu (Order Code)	w (mm)	h (mm)	t (mm)	L (mm)	Kg/Adet (Kg/Pcs.)
BHA-KN1-07.12	15	75	1,20	174	0,148

EK ELEMANI
JOINT PIECE

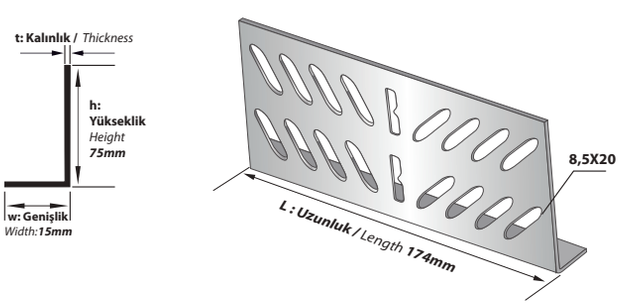

>> AÇIKLAMALAR / *INSTRUCTIONS :*

NOT:	Tüm Ek Elemanları, Metrik 8 cıvata ve somun kullanımına uygundur.
!	Belirtilen ağırlıklar kesim ağırlıklarıdır.
!	1 Adet Ek Elemanı Standartta 4 Takım M8 Cıvata Somun İle Kullanıma Uygundur.
NOTE:	*All The Cable Trays are Convenient for M8 Bolt and Nut Usage.*
!	*The indicated weights are the weights before fabrication.*
!	*One Piece Of straight Connector is Suitable for The Usage of 4-8 set of M8 Bolt and Nut.*

TRUNKING 90° DÖNÜŞ ELEMANLARI
TRUNKING TYPE 90° BENDS

Sipariş Kodu *(Order Code)*	a, b *(mm)*	h *(mm)*	t *(mm)*	Kg/Adet *(Kg/Pcs.)*
BHA-YDTR107/75	75	75	1,20	1,082
BHA-YDTR110/75	100	75	1,20	1,204
BHA-YDTR112/75	125	75	1,20	1,337
BHA-YDTR115/75	150	75	1,20	1,482
BHA-YDTR120/75	200	75	1,20	1,808
BHA-YDTR125/75	250	75	1,20	2,181
BHA-YDTR130/75	300	75	1,50	3,252

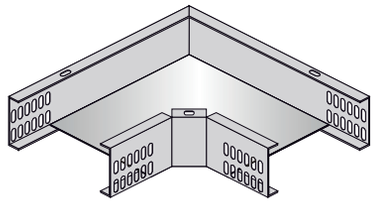

AÇIKLAMALAR / *INSTRUCTIONS :*

NOT: Ölçü toleransı ± 3 mm.'dir.

! Belirtilen ağırlıklar kesim ağırlıklarıdır.

NOT: *The dimension tolerance in ± 3 mm*

! *The indicated weights are the weights before fabrication.*

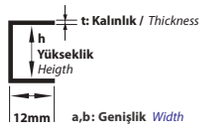

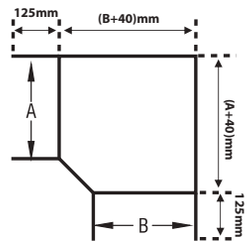

TRUNKING TİP T DÖNÜŞ ELEMANLARI
TRUNKING TYPE TEE-BRANCHES

Sipariş Kodu *(Order Code)*	a, b, c *(mm)*	h *(mm)*	t *(mm)*	Kg/Adet *(Kg/Pcs.)*
BHA-TDTR207/75	75	75	1,20	1,420
BHA-TDTR210/75	100	75	1,20	1,525
BHA-TDTR212/75	125	75	1,20	1,642
BHA-TDTR215/75	150	75	1,20	1,770
BHA-TDTR220/75	200	75	1,20	2,063
BHA-TDTR225/75	250	75	1,20	2,402
BHA-TDTR230/75	300	75	1,50	3,486

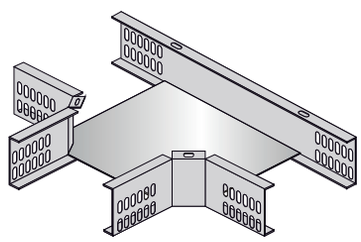

AÇIKLAMALAR / *INSTRUCTIONS :*

NOT: Ölçü toleransı ± 3 mm.'dir.

! Belirtilen ağırlıklar kesim ağırlıklarıdır.

NOT: *The dimension tolerance in ± 3 mm*

! *The indicated weights are the weights before fabrication.*

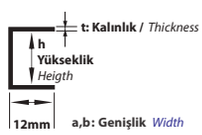

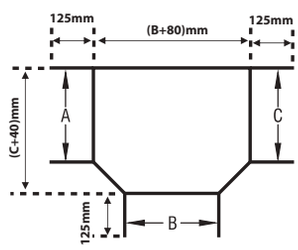

TRUNKING TİP DÖRTLÜ BAĞLANTILAR
TRUNKING TYPE CROSSINGS

Sipariş Kodu *(Order Code)*	a, b, c, d *(mm)*	h *(mm)*	t *(mm)*	Kg/Adet *(Kg/Pcs.)*
BHA-DDTR307/75	75	75	1,20	1,665
BHA-DDTR310/75	100	75	1,20	1,742
BHA-DDTR312/75	125	75	1,20	1,830
BHA-DDTR315/75	150	75	1,20	1,930
BHA-DDTR320/75	200	75	1,20	2,165
BHA-DDTR325/75	250	75	1,20	2,448
BHA-DDTR330/75	300	75	1,50	3,472

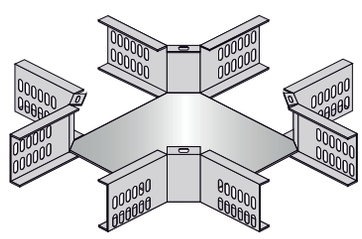

AÇIKLAMALAR / *INSTRUCTIONS :*

NOT: Ölçü toleransı ± 3 mm.'dir.

! Belirtilen ağırlıklar kesim ağırlıklarıdır.

NOT: *The dimension tolerance in ± 3 mm*

! *The indicated weights are the weights before fabrication.*

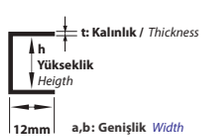

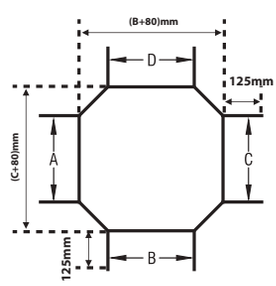

AÇIKLAMALAR / *INSTRUCTIONS :* **Ekstra /** *Extra*

Tüm dönüş uygulamaları, Metrik 8 cıvata ve somun kullanımına uygundur.
Belirtilen ağırlıklar kesim ağırlıklarıdır.

All the bend implementation are convenient for M8 bolt and Nut usage.
The indicated weights are the weights before fabrication.

TRUNKING İÇ BÜKEY DÖNÜŞ ELEMANLARI
TRUNKING INTERNAL BEND ELEMENTS

Sipariş Kodu *(Order Code)*	w *(mm)*	h *(mm)*	t *(mm)*	Kg/Adet *(Kg/Pcs.)*
BHA-BTR507/75	75	75	1,20	1,437
BHA-BTR510/75	100	75	1,20	1,554
BHA-BTR512/75	125	75	1,20	1,672
BHA-BTR515/75	150	75	1,20	1,790
BHA-BTR520/75	200	75	1,20	2,025
BHA-BTR525/75	250	75	1,20	2,261
BHA-BTR530/75	300	75	1,20	2,496

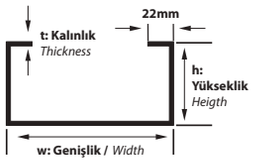

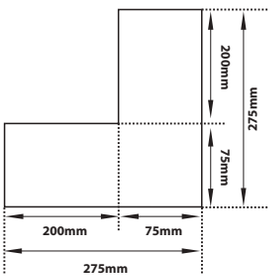

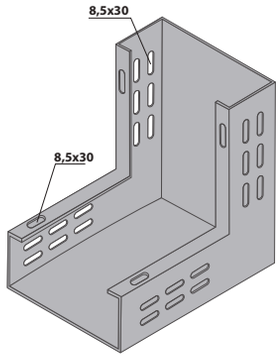

	AÇIKLAMALAR / *INSTRUCTIONS :*
NOT:	**Ölçü toleransı ± 3 mm.'dir.**
!	**Belirtilen ağırlıklar kesim ağırlıklarıdır.**
NOTE:	***The dimension tolerance in ± 3 mm***
!	***The indicated weights are the weights before fabrication.***

TRUNKING DIŞ BÜKEY DÖNÜŞ ELEMANLARI
TRUNKING EXTERNAL BEND ELEMENTS

Sipariş Kodu *(Order Code)*	w *(mm)*	h *(mm)*	t *(mm)*	Kg/Adet *(Kg/Pcs.)*
BHA-BTR607/75	75	75	1,20	1,366
BHA-BTR610/75	100	75	1,20	1,460
BHA-BTR612/75	125	75	1,20	1,554
BHA-BTR615/75	150	75	1,20	1,649
BHA-BTR620/75	200	75	1,20	1,837
BHA-BTR625/75	250	75	1,20	2,025
BHA-BTR630/75	300	75	1,20	2,214

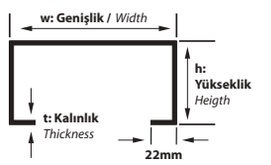

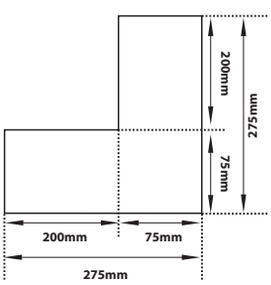

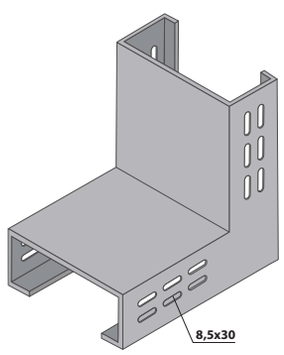

	AÇIKLAMALAR / *INSTRUCTIONS :*
NOT:	**Ölçü toleransı ± 3 mm.'dir.**
!	**Belirtilen ağırlıklar kesim ağırlıklarıdır.**
NOTE:	***The dimension tolerance in ± 3 mm***
!	***The indicated weights are the weights before fabrication.***

SONLANDIRMA
END CAP

Sipariş Kodu *(Order Code)*	w *(mm)*	h *(mm)*	t *(mm)*	Kg/Adet *(Kg/Pcs.)*
BHA-TRS07/75	70	75	1,20	0,134
BHA-TRS10/75	95	75	1,20	0,152
BHA-TRS12/75	120	75	1,20	0,170
BHA-TRS15/75	145	75	1,20	0,187
BHA-TRS20/75	195	75	1,20	0,223
BHA-TRS25/75	245	75	1,20	0,258
BHA-TRS30/75	295	75	1,20	0,293

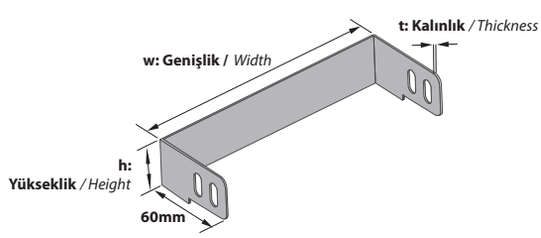

	AÇIKLAMALAR / *INSTRUCTIONS :*
NOT:	**Ölçü toleransı ± 3 mm.'dir.**
!	**Belirtilen ağırlıklar kesim ağırlıklarıdır.**
NOTE:	***The dimension tolerance in ± 3 mm***
!	***The indicated weights are the weights before fabrication.***

Z TİPİ REDÜKSİYONLAR SOLA
SOLA / LEFT
Z TYPE REDUCERS LEFT

Sipariş Kodu *(Order Code)*	w *(mm)*	h *(mm)*	t *(mm)*	Kg/Takım *(Kg/Set)*
BHA-TRZH1-25	25	75	1,50	0,267
BHA-TRZH1-50	50	75	1,50	0,289
BHA-TRZH1-75	75	75	1,50	0,311
BHA-TRZH1-100	100	75	1,50	0,338
BHA-TRZH1-125	125	75	1,50	0,356
BHA-TRZH1-150	150	75	1,50	0,378
BHA-TRZH1-175	175	75	1,50	0,400
BHA-TRZH1-200	200	75	1,50	0,422
BHA-TRZH1-225	225	75	1,50	0,444
BHA-TRZH1-250	250	75	1,50	0,466

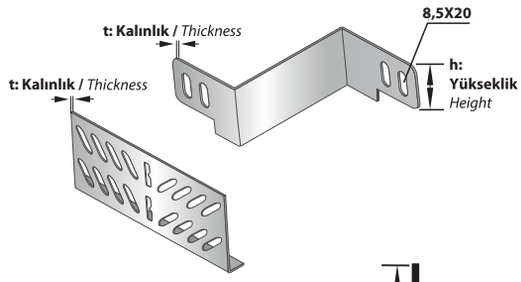

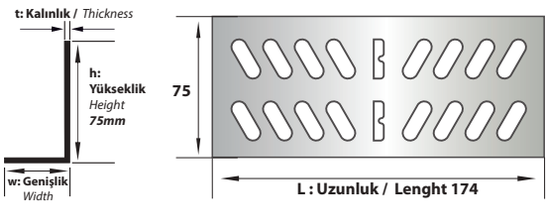

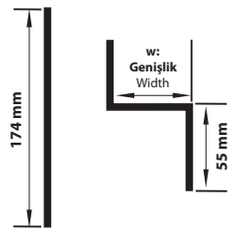

Ölçüler (Değerler) mm'dir.
Dimensions (Values) is mm.

Z TİPİ REDÜKSİYONLAR SAĞA
SAĞA / RIGHT
Z TYPE REDUCERS RIGHT

Sipariş Kodu *(Order Code)*	w *(mm)*	h *(mm)*	t *(mm)*	Kg/Takım *(Kg/Set)*
BHA-TRZH1-25	25	75	1,50	0,267
BHA-TRZH1-50	50	75	1,50	0,289
BHA-TRZH1-75	75	75	1,50	0,311
BHA-TRZH1-100	100	75	1,50	0,338
BHA-TRZH1-125	125	75	1,50	0,356
BHA-TRZH1-150	150	75	1,50	0,378
BHA-TRZH1-175	175	75	1,50	0,400
BHA-TRZH1-200	200	75	1,50	0,422
BHA-TRZH1-225	225	75	1,50	0,444
BHA-TRZH1-250	250	75	1,50	0,466

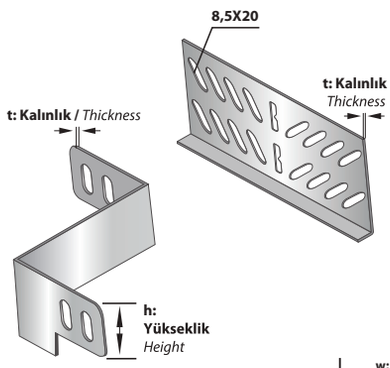

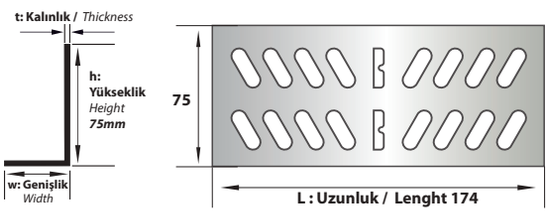

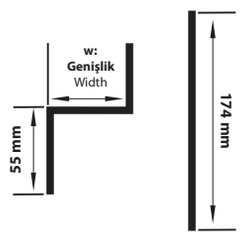

Ölçüler (Değerler) mm'dir.
Dimensions (Values) is mm.

Z TİPİ REDÜKSİYONLAR ORTADAN
ORTADAN / CENTER
Z TYPE REDUCERS CENTER

Sipariş Kodu *(Order Code)*	w *(mm)*	h *(mm)*	t *(mm)*	Kg/Takım *(Kg/Set)*
BHA-TRZH2-12	12	75	1,50	0,216
BHA-TRZH2-25	25	75	1,50	0,238
BHA-TRZH2-50	50	75	1,50	0,283
BHA-TRZH2-75	75	75	1,50	0,327
BHA-TRZH2-100	100	75	1,50	0,371
BHA-TRZH2-125	125	75	1,50	0,415
BHA-TRZH2-137	150	75	1,50	0,437

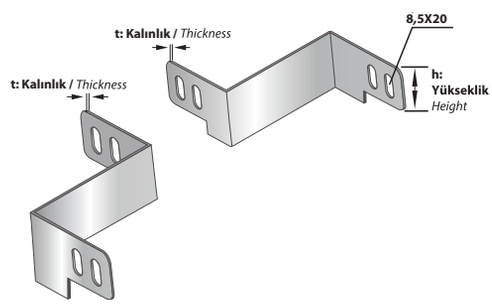

AÇIKLAMALAR / *INSTRUCTIONS :*

NOT: Lütfen siparişlerinizde redüksiyon tipini ve "w" ölçüsünü belirtiniz.
! Özel ölçüler için lütfen firmamız ile irtibata geçiniz.
! Metrik 8 cıvata ve somun kullanımına uygundur. Belirtilen ağırlıklar kesim ağırlıklarıdır.

NOTE: *Please assert the reduction type and "w" dimension.*
! *For special dimensions please contact our firm.*
! *M8 bolt and Nut usage. The indicated weights are the weights before fabrication.*

Sipariş Kodu (Order Code)	w (mm)	h (mm)	t (mm)	Kg/Mt (Kg/Mt)
BHA-TR10.12/100	100	100	1,20	3,184
BHA-TR10.15/100	100	100	1,50	3,980
BHA-TR10.20/100	100	100	2,00	4,776
BHA-TR12.12/100	125	100	1,20	3,419
BHA-TR12.15/100	125	100	1,50	4,274
BHA-TR12.20/100	125	100	2,00	5,129
BHA-TR15.12/100	150	100	1,20	3,655
BHA-TR15.15/100	150	100	1,50	4,569
BHA-TR15.20/100	150	100	2,00	5,482
BHA-TR20.12/100	200	100	1,20	4,126
BHA-TR20.15/100	200	100	1,50	5,157
BHA-TR20.20/100	200	100	2,00	6,189
BHA-TR25.12/100	250	100	1,20	4,597
BHA-TR25.15/100	250	100	1,50	5,746
BHA-TR25.20/100	250	100	2,00	6,895
BHA-TR30.12/100	300	100	1,20	5,068
BHA-TR30.15/100	300	100	1,50	6,335
BHA-TR30.20/100	300	100	2,00	7,602

TRUNKING

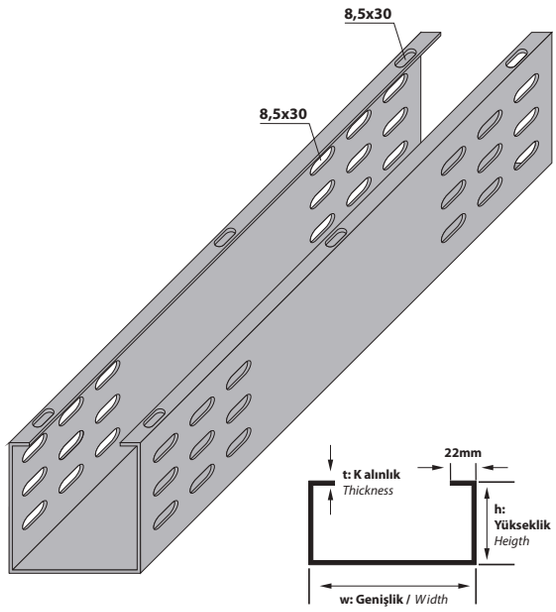

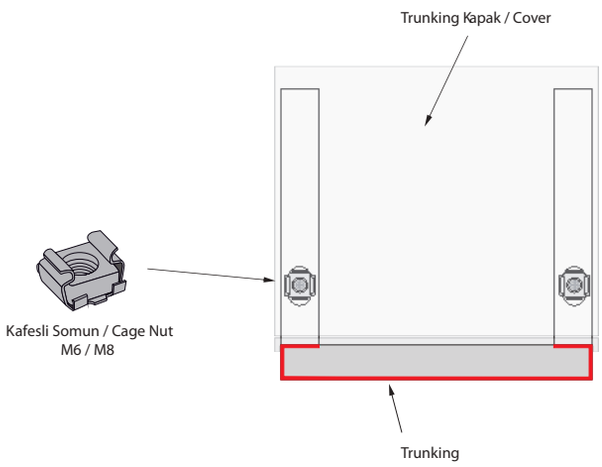

>	AÇIKLAMALAR / *INSTRUCTIONS :*
NOT :	Standart uzunluk 2500mm. İsteğe bağlı olarak uzunluklar değişebilir
!	Trunking'lerde ölçü toleransı ± 3 mm.'dir .
!	Belirtilen ağırlıklar kesim ağırlıklarıdır.
!	Trunking'ler, Metrik 6, 8 cıvata ve somun kullanımına uygundur.
NOTE:	*Standart Length is 2500mm. On request the Lengths can change.*
!	*The dimension tolerance in Trunking is ± 3 mm.*
!	*The indicated weights are the weights before fabrication.*
!	*All the Trunkings are convenient for M8 bolt and nut usage.*

Sipariş Kodu (Order Code)	w (mm)	h (mm)	t (mm)	L (mm)	Kg/Adet (Kg/Pcs.)
BHA-A1-10.12	15	100	1,20	174	0,189

EK ELEMANI
JOINT PIECE

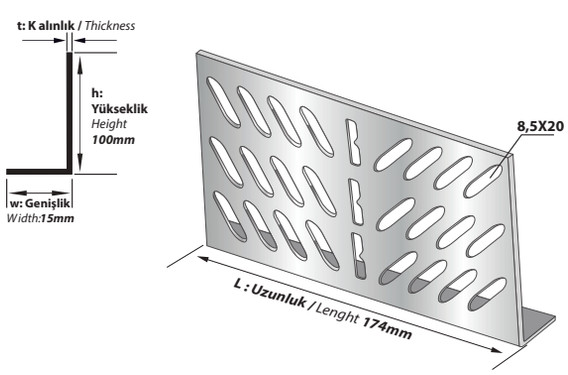

>>	AÇIKLAMALAR / *INSTRUCTIONS :*
NOT :	Tüm Ek Elemanları, Metrik 8 cıvata ve somun kullanımına uygundur .
!	Belirtilen ağırlıklar kesim ağırlıklarıdır.
!	1 Adet Ek Elemanı Standartta 8-12 T akım M8 Cıvata Somun İle Kullanıma Uygundur.
NOTE:	*All The Cable Trays are Convenient for M8 Bolt and Nut Usage.*
!	*The indicated weights are the weights before fabrication.*
!	*One Piece Of straight Connector is Suitable for The Usage of 4-12 set of M8 Bolt and Nut.*

TRUNKING 90° DÖNÜŞ ELEMANLARI
TRUNKING TYPE 90° BENDS

Sipariş Kodu *(Order Code)*	a, b *(mm)*	h *(mm)*	t *(mm)*	Kg/Adet *(Kg/Pcs.)*
BHA-YDTR110/100	100	100	1,20	1,408
BHA-YDTR112/100	125	100	1,20	1,554
BHA-YDTR115/100	150	100	1,20	1,711
BHA-YDTR120/100	200	100	1,20	2,060
BHA-YDTR125/100	250	100	1,20	2,457
BHA-YDTR130/100	300	100	1,50	3,626

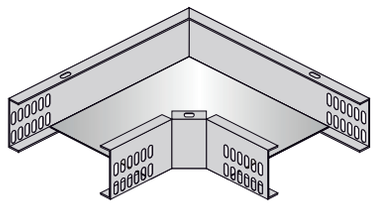

AÇIKLAMALAR / *INSTRUCTIONS :*

NOT: Ölçü toleransı ± 3 mm.'dir.

! Belirtilen ağırlıklar kesim ağırlıklarıdır.

NOTE: *The dimension tolerance in ± 3 mm*

! *The indicated weights are the weights before fabrication.*

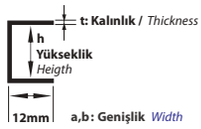

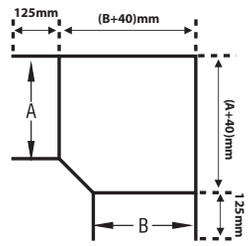

TRUNKING TİP T DÖNÜŞ ELEMANLARI
TRUNKING TYPE TEE-BRANCHES

Sipariş Kodu *(Order Code)*	a, b, c *(mm)*	h *(mm)*	t *(mm)*	Kg/Adet *(Kg/Pcs.)*
BHA-TDTR210/100	100	100	1,20	1,782
BHA-TDTR212/100	125	100	1,20	1,904
BHA-TDTR215/100	150	100	1,20	2,039
BHA-TDTR220/100	200	100	1,20	2,343
BHA-TDTR225/100	250	100	1,20	2,694
BHA-TDTR230/100	300	100	1,50	3,866

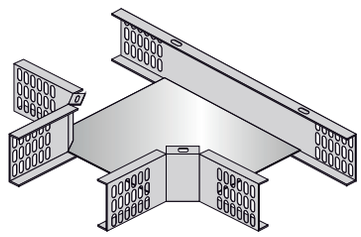

AÇIKLAMALAR / *INSTRUCTIONS :*

NOT: Ölçü toleransı ± 3 mm.'dir.

! Belirtilen ağırlıklar kesim ağırlıklarıdır.

NOTE: *The dimension tolerance in ± 3 mm*

! *The indicated weights are the weights before fabrication.*

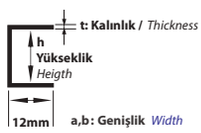

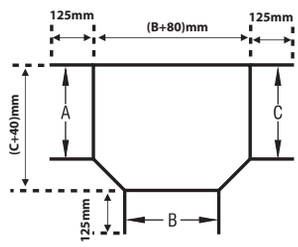

TRUNKING TİP DÖRTLÜ BAĞLANTILAR
TRUNKING TYPE CROSSINGS

Sipariş Kodu *(Order Code)*	a, b, c, d *(mm)*	h *(mm)*	t *(mm)*	Kg/Adet *(Kg/Pcs.)*
BHA-DDTR310/100	100	100	1,20	2,043
BHA-DDTR312/100	125	100	1,20	2,131
BHA-DDTR315/100	150	100	1,20	2,231
BHA-DDTR320/100	200	100	1,20	2,467
BHA-DDTR325/100	250	100	1,20	2,750
BHA-DDTR330/100	300	100	1,50	3,849

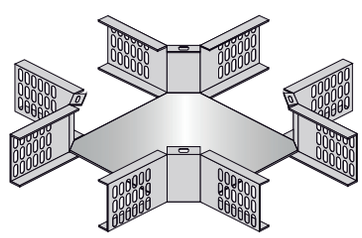

AÇIKLAMALAR / *INSTRUCTIONS :*

NOT: Ölçü toleransı ± 3 mm.'dir.

! Belirtilen ağırlıklar kesim ağırlıklarıdır.

NOTE: *The dimension tolerance in ± 3 mm*

! *The indicated weights are the weights before fabrication.*

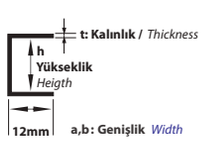

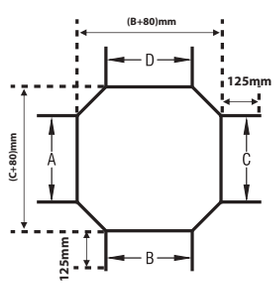

AÇIKLAMALAR / *INSTRUCTIONS :* **Ekstra /** *Extra*

Tüm dönüş uygulamaları, Metrik 8 cıvata ve somun kullanımına uygundur.
Belirtilen ağırlıklar kesim ağırlıklarıdır.

All the bend implementation are convenient for M8 bolt and Nut usage.
The indicated weights are the weights before fabrication.

TRUNKING İÇ BÜKEY DÖNÜŞ ELEMANLARI
TRUNKING INTERNAL BEND ELEMENTS

Sipariş Kodu *(Order Code)*	w *(mm)*	h *(mm)*	t *(mm)*	Kg/Adet *(Kg/Pcs.)*
BHA-BTR510/100	100	100	1,20	1,790
BHA-BTR512/100	125	100	1,20	1,908
BHA-BTR515/100	150	100	1,20	2,025
BHA-BTR520/100	200	100	1,20	2,261
BHA-BTR525/100	250	100	1,20	2,496
BHA-BTR530/100	300	100	1,20	2,732

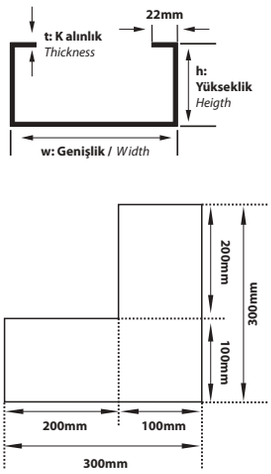

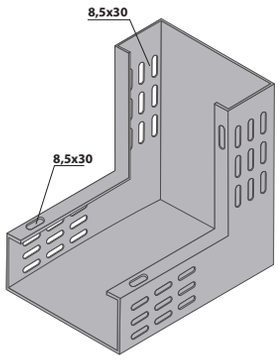

AÇIKLAMALAR / *INSTRUCTIONS :*

NOT : Ölçü toleransı ± 3 mm.'dir .

! Belirtilen ağırlıklar kesim ağırlıklarıdır.

NOTE: *The dimension tolerance in ± 3 mm*

! *The indicated weights are the weights before fabrication.*

TRUNKING DIŞ BÜKEY DÖNÜŞ ELEMANLARI
TRUNKING EXTERNAL BEND ELEMENTS

Sipariş Kodu *(Order Code)*	w *(mm)*	h *(mm)*	t *(mm)*	Kg/Adet *(Kg/Pcs.)*
BHA-BTR610/100	100	100	1,20	1,696
BHA-BTR612/100	125	100	1,20	1,790
BHA-BTR615/100	150	100	1,20	1,884
BHA-BTR620/100	200	100	1,20	2,072
BHA-BTR625/100	250	100	1,20	2,261
BHA-BTR630/100	300	100	1,20	2,449

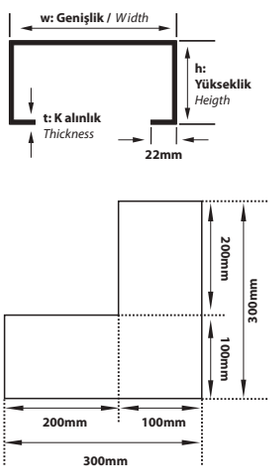

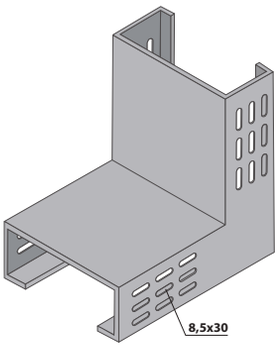

AÇIKLAMALAR / *INSTRUCTIONS :*

NOT : Ölçü toleransı ± 3 mm.'dir .

! Belirtilen ağırlıklar kesim ağırlıklarıdır.

NOTE: *The dimension tolerance in ± 3 mm*

! *The indicated weights are the weights before fabrication.*

SONLANDIRMA
END CAP

Sipariş Kodu *(Order Code)*	w *(mm)*	h *(mm)*	t *(mm)*	Kg/Adet *(Kg/Pcs.)*
BHA-TRSEA10	95	100	1,20	0,203
BHA-TRSEA12	120	100	1,20	0,226
BHA-TRSEA15	145	100	1,20	0,250
BHA-TRSEA20	195	100	1,20	0,297
BHA-TRSEA25	245	100	1,20	0,344
BHA-TRSEA30	295	100	1,20	0,391

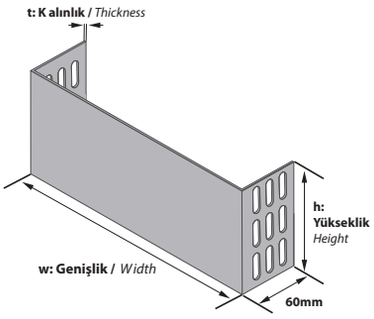

AÇIKLAMALAR / *INSTRUCTIONS :*

NOT : Ölçü toleransı ± 3 mm.'dir .

! Belirtilen ağırlıklar kesim ağırlıklarıdır.

NOTE: *The dimension tolerance in ± 3 mm*

! *The indicated weights are the weights before fabrication.*

Z TİPİ REDÜKSİYONLAR SOLA
SOLA / LEFT
Z TYPE REDUCERS LEFT

Sipariş Kodu *(Order Code)*	w *(mm)*	h *(mm)*	t *(mm)*	Kg/Takım *(Kg/Set)*
BHA-TRZEA1-25	25	100	1,50	0,348
BHA-TRZEA1-50	50	100	1,50	0,377
BHA-TRZEA1-75	75	100	1,50	0,407
BHA-TRZEA1-100	100	100	1,50	0,442
BHA-TRZEA1-125	125	100	1,50	0,466
BHA-TRZEA1-150	150	100	1,50	0,495
BHA-TRZEA1-175	175	100	1,50	0,525
BHA-TRZEA1-200	200	100	1,50	0,554
BHA-TRZEA1-225	225	100	1,50	0,583
BHA-TRZEA1-250	250	100	1,50	0,613

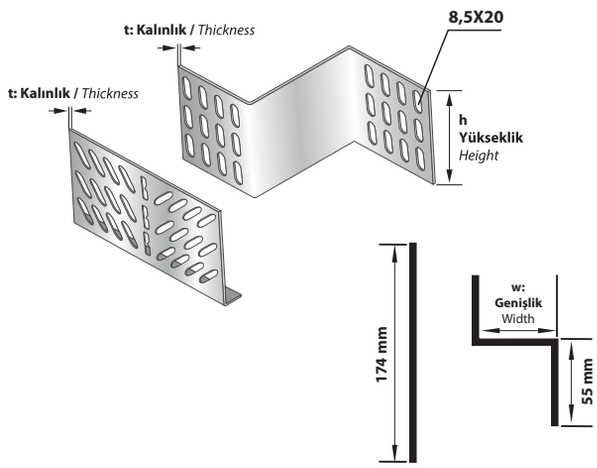

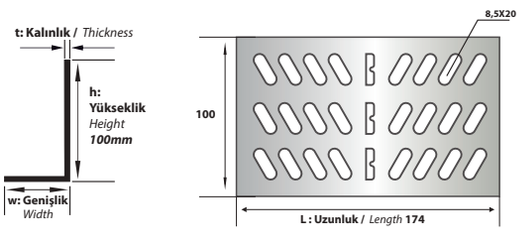

Ölçüler (Değerler) mm'dir.
Dimensions (Values) is mm.

Z TİPİ REDÜKSİYONLAR SAĞA
SAĞA / RIGHT
Z TYPE REDUCERS RIGHT

Sipariş Kodu *(Order Code)*	w *(mm)*	h *(mm)*	t *(mm)*	Kg/Takım *(Kg/Set)*
BHA-TRZEA1-25	25	100	1,50	0,348
BHA-TRZEA1-50	50	100	1,50	0,377
BHA-TRZEA1-75	75	100	1,50	0,407
BHA-TRZEA1-100	100	100	1,50	0,442
BHA-TRZEA1-125	125	100	1,50	0,466
BHA-TRZEA1-150	150	100	1,50	0,495
BHA-TRZEA1-175	175	100	1,50	0,525
BHA-TRZEA1-200	200	100	1,50	0,554
BHA-TRZEA1-225	225	100	1,50	0,583
BHA-TRZEA1-250	250	100	1,50	0,613

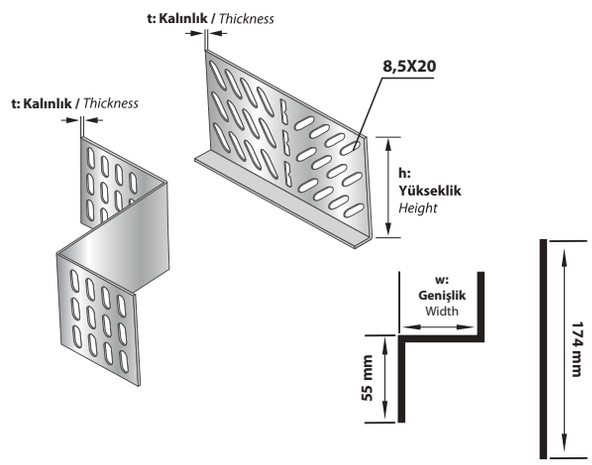

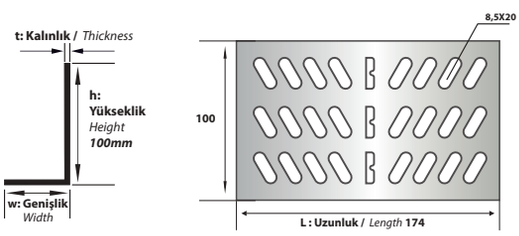

Ölçüler (Değerler) mm'dir.
Dimensions (Values) is mm.

Z TİPİ REDÜKSİYONLAR ORTADAN
ORTADAN / CENTER
Z TYPE REDUCERS CENTER

Sipariş Kodu *(Order Code)*	w *(mm)*	h *(mm)*	t *(mm)*	Kg/Takım *(Kg/Set)*
BHA-TRZEA2-12	12	100	1,50	0,288
BHA-TRZEA2-25	25	100	1,50	0,318
BHA-TRZEA2-50	50	100	1,50	0,377
BHA-TRZEA2-75	75	100	1,50	0,436
BHA-TRZEA2-100	100	100	1,50	0,495
BHA-TRZEA2-125	125	100	1,50	0,553
BHA-TRZEA2-137	150	100	1,50	0,583

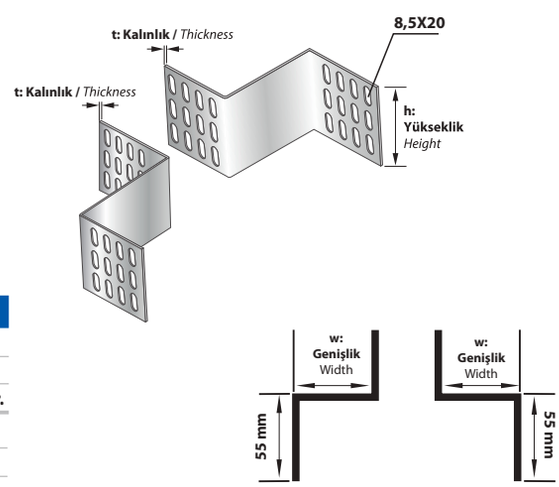

AÇIKLAMALAR / *INSTRUCTIONS :*

NOT: Lütfen siparişlerinizde redüksiyon tipini ve "w" ölçüsünü belirtiniz.
! Özel ölçüler için lütfen firmamız ile irtibata geçiniz.
! Metrik 8 cıvata ve somun kullanımına uygundur. Belirtilen ağırlıklar kesim ağırlıklarıdır.

NOTE: *Please assert the reduction type and "w" dimension.*
! *For special dimensions please contact our firm.*
! *M8 bolt and Nut usage. The indicated weights are the weights before fabrication.*

Sipariş Kodu (Order Code)	w (mm)	h (mm)	t (mm)	Kg/Mt (Kg/Mt)
BHA-TR12.12/125	125	125	1,20	3,890
BHA-TR12.15/125	125	125	1,50	4,863
BHA-TR12.20/125	125	125	2,00	5,836
BHA-TR15.12/125	150	125	1,20	4,126
BHA-TR15.15/125	150	125	1,50	5,157
BHA-TR15.20/125	150	125	2,00	6,189
BHA-TR20.12/125	200	125	1,20	4,597
BHA-TR20.15/125	200	125	1,50	5,746
BHA-TR20.20/125	200	125	2,00	6,895
BHA-TR25.12/125	250	125	1,20	5,068
BHA-TR25.15/125	250	125	1,50	6,335
BHA-TR25.20/125	250	125	2,00	7,602
BHA-TR30.12/125	300	125	1,20	5,539
BHA-TR30.15/125	300	125	1,50	6,924
BHA-TR30.20/125	300	125	2,00	8,308

TRUNKING

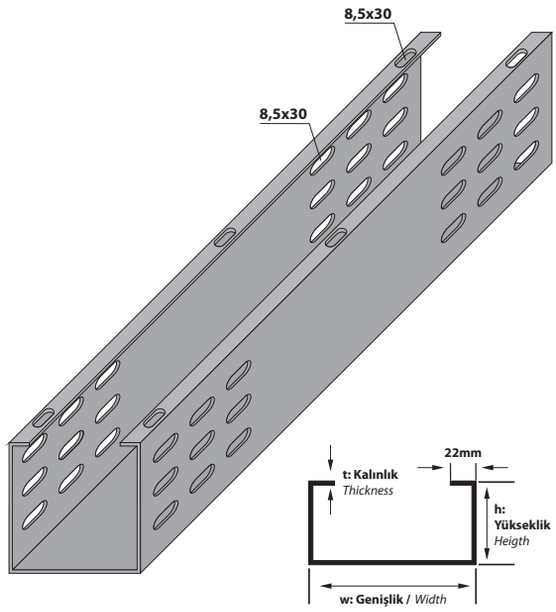

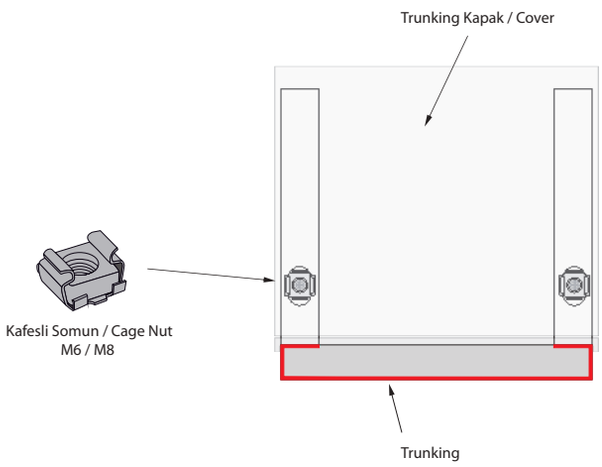

>	AÇIKLAMALAR / *INSTRUCTIONS :*
NOT:	Standart uzunluk 2500mm. İsteğe bağlı olarak uzunluklar değişebilir.
!	Trunking'lerde ölçü toleransı ± 3 mm.'dir.
!	Belirtilen ağırlıklar kesim ağırlıklarıdır.
!	Trunking'ler, Metrik 6, 8 cıvata ve somun kullanımına uygundur.
NOTE:	*Standart Length is 2500mm. On request the Lengths can change.*
!	*The dimension tolerance in Trunking is ± 3 mm.*
!	*The indicated weights are the weights before fabrication.*
!	*All the Trunkings are convenient for M8 bolt and nut usage.*

Sipariş Kodu (Order Code)	w (mm)	h (mm)	t (mm)	L (mm)	Kg/Adet (Kg/Pcs.)
BHA-A1-12.12	15	125	1,20	174	0,229

EK ELEMANI
JOINT PIECE

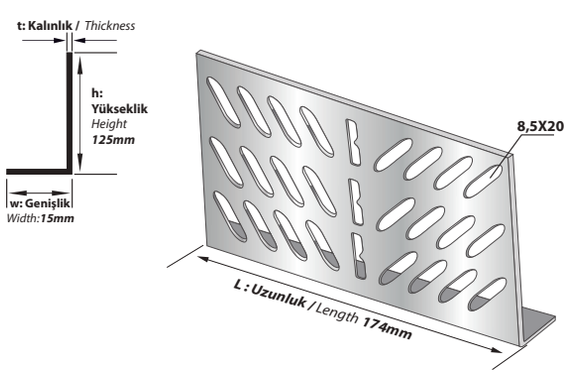

>>	AÇIKLAMALAR / *INSTRUCTIONS :*
NOT:	Tüm Ek Elemanları, Metrik 8 cıvata ve somun kullanımına uygundur.
!	Belirtilen ağırlıklar kesim ağırlıklarıdır.
!	1 Adet Ek Elemanı Standartta 8-12 Takım M8 Cıvata Somun İle Kullanıma Uygundur.
NOTE:	*All The Cable Trays are Convenient for M8 Bolt and Nut Usage.*
!	*The indicated weights are the weights before fabrication.*
!	*One Piece Of straight Connector is Suitable for The Usage of 4-12 set of M8 Bolt and Nut.*

TRUNKING 90° DÖNÜŞ ELEMANLARI
TRUNKING TYPE 90° BENDS

Sipariş Kodu *(Order Code)*	a, b *(mm)*	h *(mm)*	t *(mm)*	Kg/Adet *(Kg/Pcs.)*
BHA-YDTR112/125	125	125	1,20	1,770
BHA-YDTR115/125	150	125	1,20	1,930
BHA-YDTR120/125	200	125	1,20	2,312
BHA-YDTR125/125	250	125	1,20	2,732
BHA-YDTR130/125	300	125	1,50	4,000

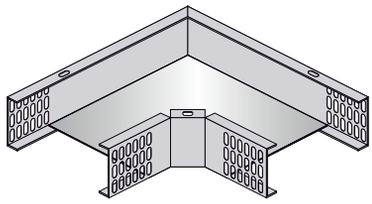

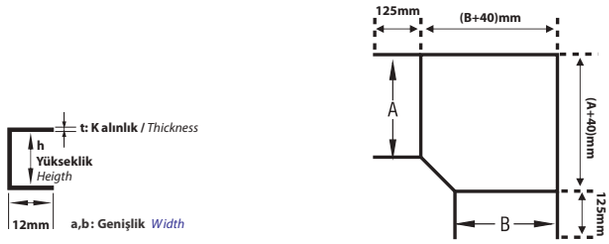

AÇIKLAMALAR / *INSTRUCTIONS :*

NOT : Ölçü toleransı ± 3 mm.'dir .

! Belirtilen ağırlıklar kesim ağırlıklarıdır.

NOTE: *The dimension tolerance in ± 3 mm*

! *The indicated weights are the weights before fabrication.*

TRUNKING TİP T DÖNÜŞ ELEMANLARI
TRUNKING TYPE TEE-BRANCHES

Sipariş Kodu *(Order Code)*	a, b, c *(mm)*	h *(mm)*	t *(mm)*	Kg/Adet *(Kg/Pcs.)*
BHA-TDTR212/125	125	125	1,20	2,167
BHA-TDTR215/125	150	125	1,20	2,307
BHA-TDTR220/125	200	125	1,20	2,623
BHA-TDTR225/125	250	125	1,20	2,987
BHA-TDTR230/125	300	125	1,50	4,246

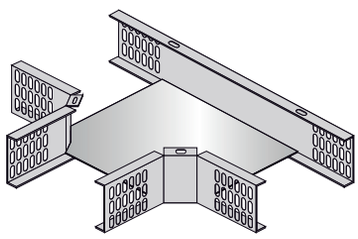

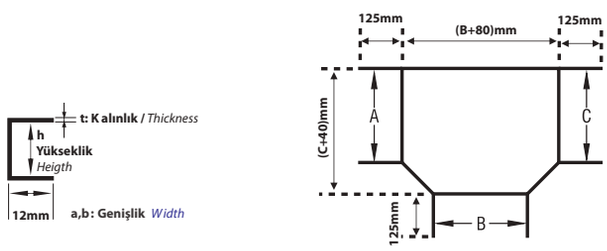

AÇIKLAMALAR / *INSTRUCTIONS :*

NOT : Ölçü toleransı ± 3 mm.'dir .

! Belirtilen ağırlıklar kesim ağırlıklarıdır.

NOTE: *The dimension tolerance in ± 3 mm*

! *The indicated weights are the weights before fabrication.*

TRUNKING TİP DÖRTLÜ BAĞLANTILAR
TRUNKING TYPE CROSSINGS

Sipariş Kodu *(Order Code)*	a, b, c, d *(mm)*	h *(mm)*	t *(mm)*	Kg/Adet *(Kg/Pcs.)*
BHA-DDTR312/125	125	125	1,20	2,433
BHA-DDTR315/125	150	125	1,20	2,533
BHA-DDTR320/125	200	125	1,20	2,768
BHA-DDTR325/125	250	125	1,20	3,051
BHA-DDTR330/125	300	125	1,50	4,226

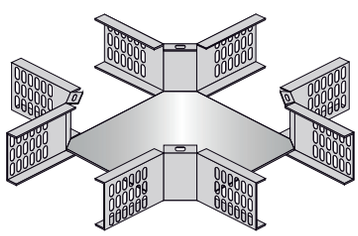

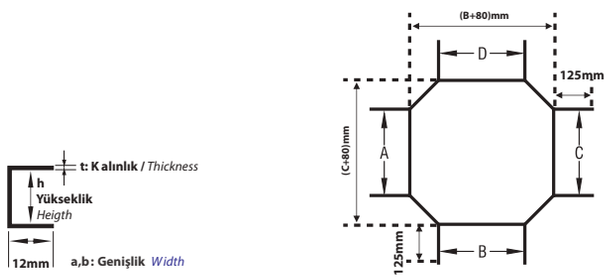

AÇIKLAMALAR / *INSTRUCTIONS :*

NOT : Ölçü toleransı ± 3 mm.'dir .

! Belirtilen ağırlıklar kesim ağırlıklarıdır.

NOTE: *The dimension tolerance in ± 3 mm*

! *The indicated weights are the weights before fabrication.*

AÇIKLAMALAR / *INSTRUCTIONS :* **Ekstra /** *Extra*

Tüm dönüş uygulamaları, Metrik 8 civata ve somun kullanımına uygundur.
Belirtilen ağırlıklar kesim ağırlıklarıdır.

All the bend implementation are convenient for M8 bolt and Nut usage.
The indicated weights are the weights before fabrication.

TRUNKING İÇ BÜKEY DÖNÜŞ ELEMANLARI
TRUNKING INTERNAL BEND ELEMENTS

Sipariş Kodu *(Order Code)*	w *(mm)*	h *(mm)*	t *(mm)*	Kg/Adet *(Kg/Pcs.)*
BHA-BTR512/125	125	125	1,20	2,143
BHA-BTR515/125	150	125	1,20	2,261
BHA-BTR520/125	200	125	1,20	2,496
BHA-BTR525/125	250	125	1,20	2,732
BHA-BTR530/125	300	125	1,20	2,967

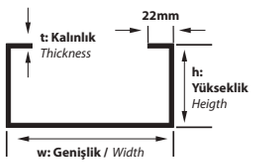

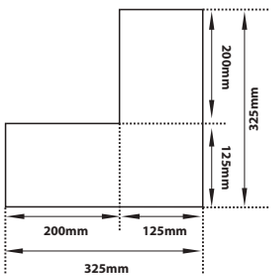

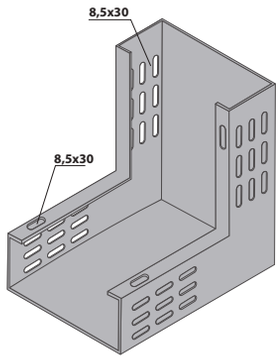

AÇIKLAMALAR / *INSTRUCTIONS :*

NOT: Ölçü toleransı ± 3 mm.'dir.

! Belirtilen ağırlıklar kesim ağırlıklarıdır.

NOTE: *The dimension tolerance in ± 3 mm*

! *The indicated weights are the weights before fabrication.*

TRUNKING DIŞ BÜKEY DÖNÜŞ ELEMANLARI
TRUNKING EXTERNAL BEND ELEMENTS

Sipariş Kodu *(Order Code)*	w *(mm)*	h *(mm)*	t *(mm)*	Kg/Adet *(Kg/Pcs.)*
BHA-BTR612/125	125	125	1,20	2,025
BHA-BTR615/125	150	125	1,20	2,120
BHA-BTR620/125	200	125	1,20	2,308
BHA-BTR625/125	250	125	1,20	2,496
BHA-BTR630/125	300	125	1,20	2,685

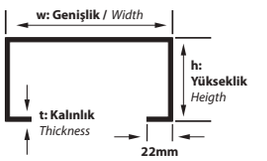

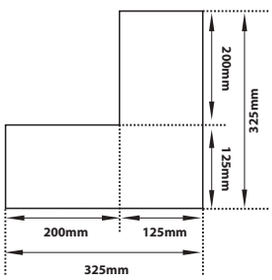

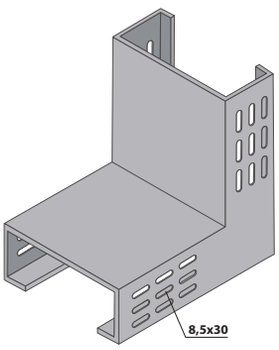

AÇIKLAMALAR / *INSTRUCTIONS :*

NOT: Ölçü toleransı ± 3 mm.'dir.

! Belirtilen ağırlıklar kesim ağırlıklarıdır.

NOTE: *The dimension tolerance in ± 3 mm*

! *The indicated weights are the weights before fabrication.*

SONLANDIRMA
END CAP

Sipariş Kodu *(Order Code)*	w *(mm)*	h *(mm)*	t *(mm)*	Kg/Adet *(Kg/Pcs.)*
BHA-TRSAE12	120	125	1,20	0,283
BHA-TRSAE15	145	125	1,20	0,312
BHA-TRSAE20	195	125	1,20	0,371
BHA-TRSAE25	245	125	1,20	0,430
BHA-TRSAE30	295	125	1,20	0,489

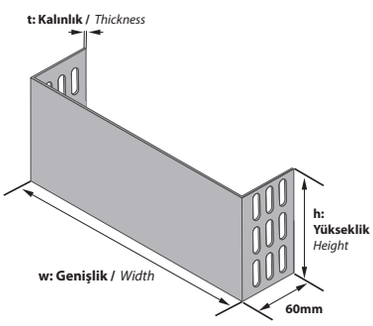

AÇIKLAMALAR / *INSTRUCTIONS :*

NOT: Ölçü toleransı ± 3 mm.'dir.

! Belirtilen ağırlıklar kesim ağırlıklarıdır.

NOTE: *The dimension tolerance in ± 3 mm*

! *The indicated weights are the weights before fabrication.*

Z TİPİ REDÜKSİYONLAR SOLA
SOLA / LEFT
Z TYPE REDUCERS LEFT

Sipariş Kodu *(Order Code)*	w *(mm)*	h *(mm)*	t *(mm)*	Kg/Takım *(Kg/Set)*
BHA-TRZAE1-25	25	125	1,50	0,428
BHA-TRZAE1-50	50	125	1,50	0,465
BHA-TRZAE1-75	75	125	1,50	0,501
BHA-TRZAE1-100	100	125	1,50	0,545
BHA-TRZAE1-125	125	125	1,50	0,575
BHA-TRZAE1-150	150	125	1,50	0,612
BHA-TRZAE1-175	175	125	1,50	0,648
BHA-TRZAE1-200	200	125	1,50	0,685
BHA-TRZAE1-225	225	125	1,50	0,722
BHA-TRZAE1-250	250	125	1,50	0,759

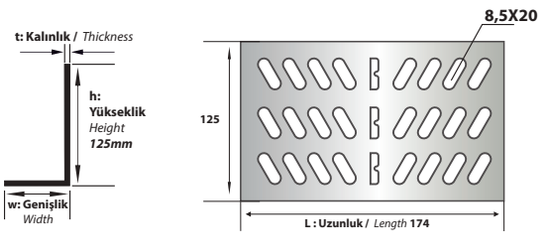

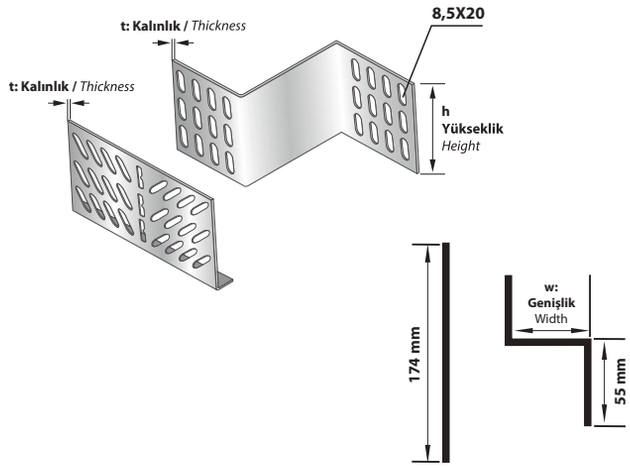

Ölçüler (Değerler) mm'dir.
Dimensions (Values) is mm.

Z TİPİ REDÜKSİYONLAR SAĞA
SAĞA / RIGHT
Z TYPE REDUCERS RIGHT

Sipariş Kodu *(Order Code)*	w *(mm)*	h *(mm)*	t *(mm)*	Kg/Takım *(Kg/Set)*
BHA-TRZAE1-25	25	125	1,50	0,428
BHA-TRZAE1-50	50	125	1,50	0,465
BHA-TRZAE1-75	75	125	1,50	0,501
BHA-TRZAE1-100	100	125	1,50	0,545
BHA-TRZAE1-125	125	125	1,50	0,575
BHA-TRZAE1-150	150	125	1,50	0,612
BHA-TRZAE1-175	175	125	1,50	0,648
BHA-TRZAE1-200	200	125	1,50	0,685
BHA-TRZAE1-225	225	125	1,50	0,722
BHA-TRZAE1-250	250	125	1,50	0,759

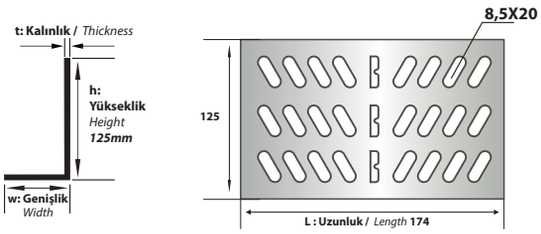

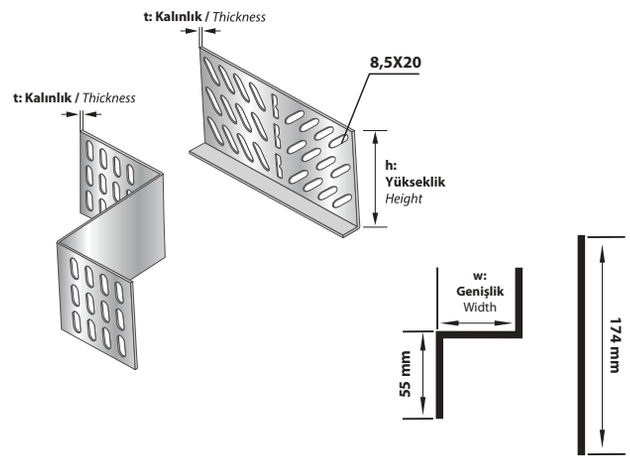

Ölçüler (Değerler) mm'dir.
Dimensions (Values) is mm.

Z TİPİ REDÜKSİYONLAR ORTADAN
ORTADAN / CENTER
Z TYPE REDUCERS CENTER

Sipariş Kodu *(Order Code)*	w *(mm)*	h *(mm)*	t *(mm)*	Kg/Takım *(Kg/Set)*
BHA-TRZAE2-12	12	125	1,50	0,361
BHA-TRZAE2-25	25	125	1,50	0,397
BHA-TRZAE2-50	50	125	1,50	0,471
BHA-TRZAE2-75	75	125	1,50	0,545
BHA-TRZAE2-100	100	125	1,50	0,618
BHA-TRZAE2-125	125	125	1,50	0,692
BHA-TRZAE2-137	150	125	1,50	0,729

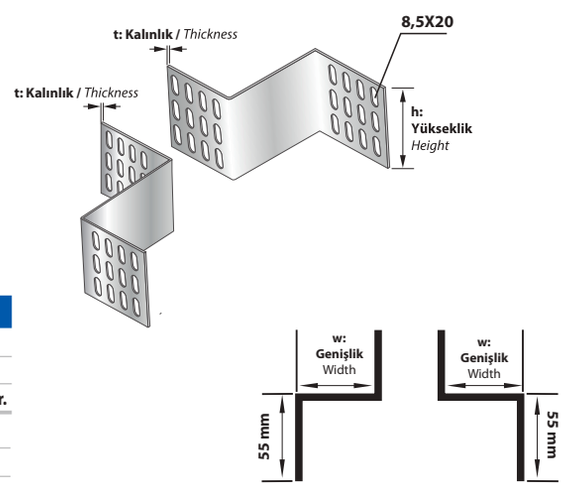

AÇIKLAMALAR / *INSTRUCTIONS :*

NOT: Lütfen siparişlerinizde redüksiyon tipini ve "w" ölçüsünü belirtiniz.
! Özel ölçüler için lütfen firmamız ile irtibata geçiniz.
! Metrik 8 cıvata ve somun kullanımına uygundur. Belirtilen ağırlıklar kesim ağırlıklarıdır.

NOTE: *Please assert the reduction type and "w" dimension.*
! *For special dimensions please contact our firm.*
! *M8 bolt and Nut usage. The indicated weights are the weights before fabrication.*

Sipariş Kodu (Order Code)	w (mm)	h (mm)	t (mm)	Kg/Mt (Kg/Mt)
BHA-TR15.12/150	150	150	1,20	4,597
BHA-TR15.15/150	150	150	1,50	5,746
BHA-TR15.20/150	150	150	2,00	6,895
BHA-TR20.12/150	200	150	1,20	5,068
BHA-TR20.15/150	200	150	1,50	6,335
BHA-TR20.20/150	200	150	2,00	7,602
BHA-TR25.12/150	250	150	1,20	5,539
BHA-TR25.15/150	250	150	1,50	6,924
BHA-TR25.20/150	250	150	2,00	8,308
BHA-TR30.12/150	300	150	1,20	6,010
BHA-TR30.15/150	300	150	1,50	7,513
BHA-TR30.20/150	300	150	2,00	9,015

TRUNKING

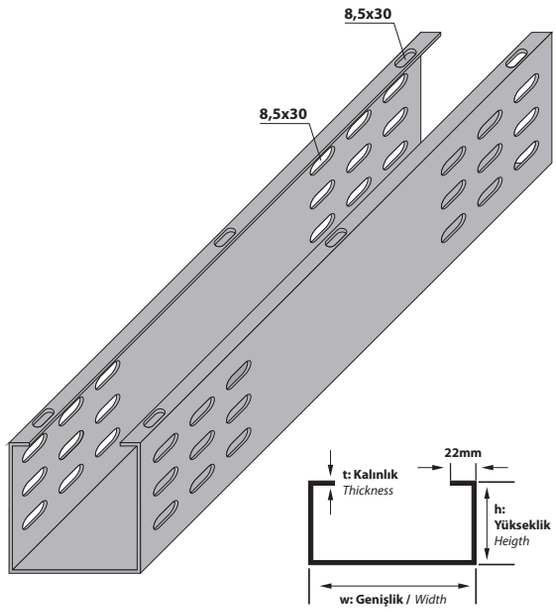

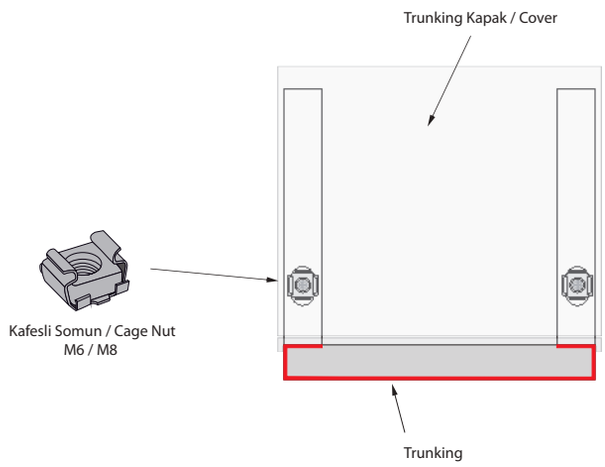

>	AÇIKLAMALAR / *INSTRUCTIONS :*
NOT:	Standart uzunluk 2500mm. İsteğe bağlı olarak uzunluklar değişebilir.
!	Trunking'lerde ölçü toleransı ± 3 mm.'dir.
!	Belirtilen ağırlıklar kesim ağırlıklarıdır.
!	Trunking'ler, Metrik 6, 8 cıvata ve somun kullanımına uygundur.
NOTE:	*Standart Length is 2500mm. On request the Lengths can change.*
!	*The dimension tolerance in Trunking is ± 3 mm.*
!	*The indicated weights are the weights before fabrication.*
!	*All the Trunkings are convenient for M8 bolt and nut usage.*

Sipariş Kodu (Order Code)	w (mm)	h (mm)	t (mm)	L (mm)	Kg/Adet (Kg/Pcs.)
BHA-A1-15.15	15	150	1,50	234	0,455

EK ELEMANI
JOINT PIECE

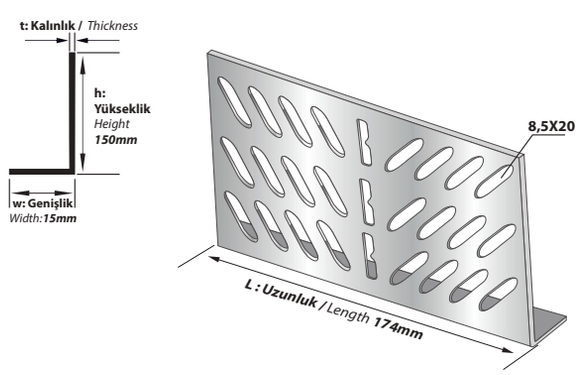

>>	AÇIKLAMALAR / *INSTRUCTIONS :*
NOT:	Tüm Ek Elemanları, Metrik 8 cıvata ve somun kullanımına uygundur.
!	Belirtilen ağırlıklar kesim ağırlıklarıdır.
!	1 Adet Ek Elemanı Standartta 12-24 Takım M8 Cıvata Somun İle Kullanıma Uygundur.
NOTE:	*All The Cable Trays are Convenient for M8 Bolt and Nut Usage.*
!	*The indicated weights are the weights before fabrication.*
!	One Piece Of straight Connector is Suitable for The Usage of 8-12 set of M8 Bolt and Nut.

TRUNKING 90° DÖNÜŞ ELEMANLARI
TRUNKING TYPE 90° BENDS

Sipariş Kodu *(Order Code)*	a, b *(mm)*	h *(mm)*	t *(mm)*	Kg/Adet *(Kg/Pcs.)*
BHA-YDTR115/150	150	150	1,20	2,168
BHA-YDTR120/150	200	150	1,20	2,564
BHA-YDTR125/150	250	150	1,20	3,008
BHA-YDTR130/150	300	150	1,50	4,373

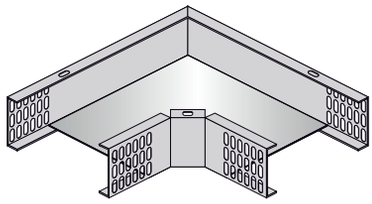

>	AÇIKLAMALAR / *INSTRUCTIONS :*
NOT:	Ölçü toleransı ± 3 mm.'dir.
!	Belirtilen ağırlıklar kesim ağırlıklarıdır.
NOT:	*The dimension tolerance in ± 3 mm*
!	*The indicated weights are the weights before fabrication.*

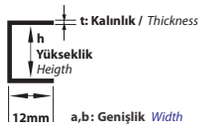

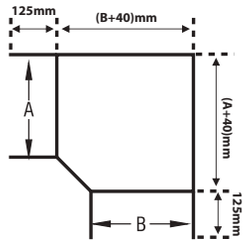

TRUNKING TİP T DÖNÜŞ ELEMANLARI
TRUNKING TYPE TEE-BRANCHES

Sipariş Kodu *(Order Code)*	a, b, c *(mm)*	h *(mm)*	t *(mm)*	Kg/Adet *(Kg/Pcs.)*
BHA-TDTR215/150	150	150	1,20	2,576
BHA-TDTR220/150	200	150	1,20	2,904
BHA-TDTR225/150	250	150	1,20	3,279
BHA-TDTR230/150	300	150	1,50	4,626

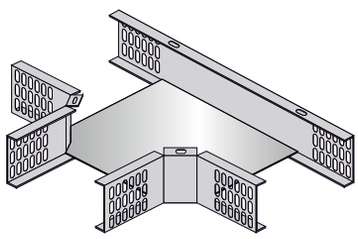

>	AÇIKLAMALAR / *INSTRUCTIONS :*
NOT:	Ölçü toleransı ± 3 mm.'dir.
!	Belirtilen ağırlıklar kesim ağırlıklarıdır.
NOT:	*The dimension tolerance in ± 3 mm*
!	*The indicated weights are the weights before fabrication.*

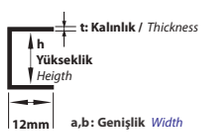

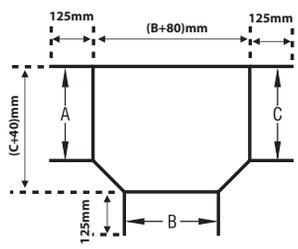

TRUNKING TİP DÖRTLÜ BAĞLANTILAR
TRUNKING TYPE CROSSINGS

Sipariş Kodu *(Order Code)*	a, b, c, d *(mm)*	h *(mm)*	t *(mm)*	Kg/Adet *(Kg/Pcs.)*
BHA-DDTR315/150	150	150	1,20	2,834
BHA-DDTR320/150	200	150	1,20	3,070
BHA-DDTR325/150	250	150	1,20	3,352
BHA-DDTR330/150	300	150	1,50	4,603

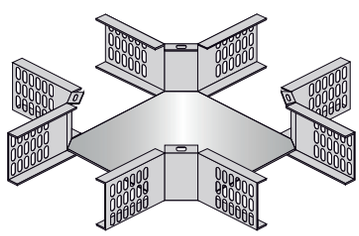

>	AÇIKLAMALAR / *INSTRUCTIONS :*
NOT:	Ölçü toleransı ± 3 mm.'dir.
!	Belirtilen ağırlıklar kesim ağırlıklarıdır.
NOT:	*The dimension tolerance in ± 3 mm*
!	*The indicated weights are the weights before fabrication.*

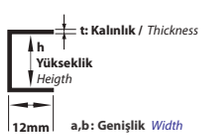

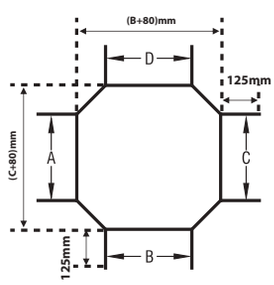

AÇIKLAMALAR / *INSTRUCTIONS :* **Ekstra /** *Extra*

Tüm dönüş uygulamaları, Metrik 8 cıvata ve somun kullanımına uygundur.
Belirtilen ağırlıklar kesim ağırlıklarıdır.

All the bend implementation are convenient for M8 bolt and Nut usage.
The indicated weights are the weights before fabrication.

TRUNKING İÇ BÜKEY DÖNÜŞ ELEMANLARI
TRUNKING INTERNAL BEND ELEMENTS

Sipariş Kodu *(Order Code)*	w *(mm)*	h *(mm)*	t *(mm)*	Kg/Adet *(Kg/Pcs.)*
BHA-BTR515/150	150	150	1,20	2,496
BHA-BTR520/150	200	150	1,20	2,732
BHA-BTR525/150	250	150	1,20	2,967
BHA-BTR530/150	300	150	1,20	3,203

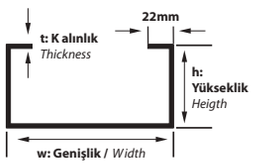

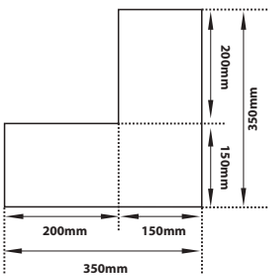

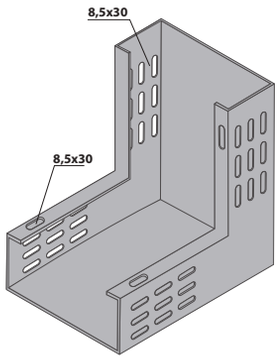

AÇIKLAMALAR / *INSTRUCTIONS :*

NOT : Ölçü toleransı ± 3 mm.'dir .

! Belirtilen ağırlıklar kesim ağırlıklarıdır.

NOTE: *The dimension tolerance in ± 3 mm*

! *The indicated weights are the weights before fabrication.*

TRUNKING DIŞ BÜKEY DÖNÜŞ ELEMANLARI
TRUNKING EXTERNAL BEND ELEMENTS

Sipariş Kodu *(Order Code)*	w *(mm)*	h *(mm)*	t *(mm)*	Kg/Adet *(Kg/Pcs.)*
BHA-BTR615/150	150	150	1,20	2,355
BHA-BTR620/150	200	150	1,20	2,543
BHA-BTR625/150	250	150	1,20	2,732
BHA-BTR630/150	300	150	1,20	2,920

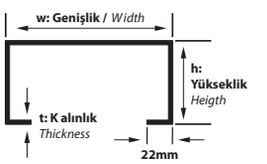

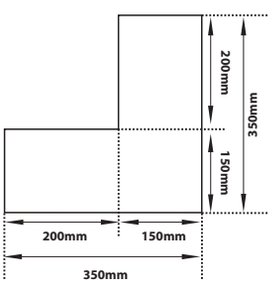

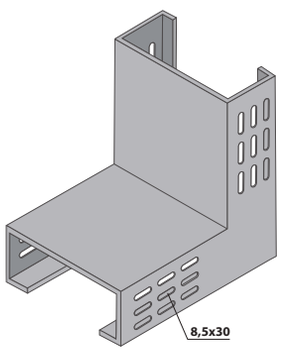

AÇIKLAMALAR / *INSTRUCTIONS :*

NOT : Ölçü toleransı ± 3 mm.'dir .

! Belirtilen ağırlıklar kesim ağırlıklarıdır.

NOTE: *The dimension tolerance in ± 3 mm*

! *The indicated weights are the weights before fabrication.*

SONLANDIRMA
END CAP

Sipariş Kodu *(Order Code)*	w *(mm)*	h *(mm)*	t *(mm)*	Kg/Adet *(Kg/Pcs.)*
BHA-TRSEAH15	145	150	1,20	0,374
BHA-TRSEAH20	195	150	1,20	0,445
BHA-TRSEAH25	245	150	1,20	0,516
BHA-TRSEAH30	295	150	1,20	0,586

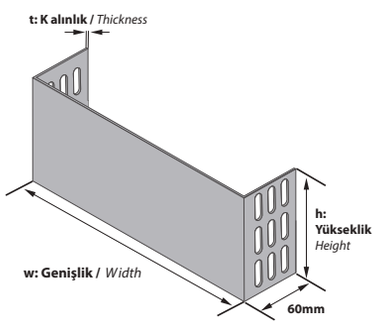

AÇIKLAMALAR / *INSTRUCTIONS :*

NOT : Ölçü toleransı ± 3 mm.'dir .

! Belirtilen ağırlıklar kesim ağırlıklarıdır.

NOTE: *The dimension tolerance in ± 3 mm*

! *The indicated weights are the weights before fabrication.*

Z TİPİ REDÜKSİYONLAR SOLA
SOLA / LEFT
Z TYPE REDUCERS LEFT

Sipariş Kodu *(Order Code)*	w *(mm)*	h *(mm)*	t *(mm)*	Kg/Takım *(Kg/Set)*
BHA-TRZEAH1-50	50	150	1,50	0,738
BHA-TRZEAH-100	100	150	1,50	0,835
BHA-TRZEAH-150	150	150	1,50	0,914

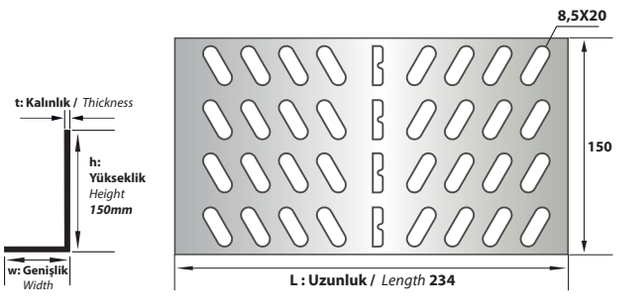

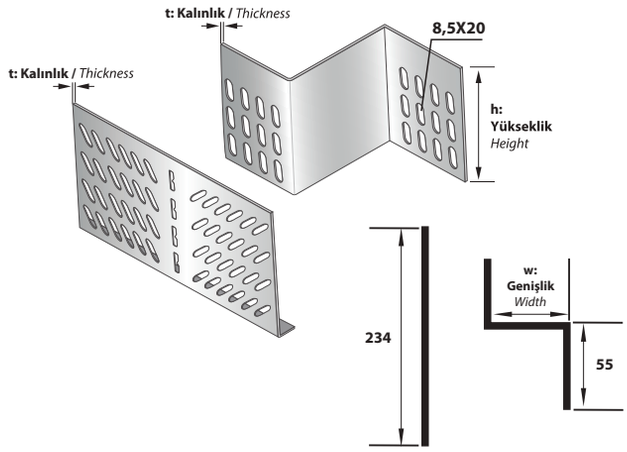

Ölçüler (Değerler) mm'dir.
Dimensions (Values) is mm.

Z TİPİ REDÜKSİYONLAR SAĞA
SAĞA / RIGHT
Z TYPE REDUCERS RIGHT

Sipariş Kodu *(Order Code)*	w *(mm)*	h *(mm)*	t *(mm)*	Kg/Takım *(Kg/Set)*
BHA-TRZEAH1-50	50	150	1,50	0,738
BHA-TRZEAH-100	100	150	1,50	0,835
BHA-TRZEAH-150	150	150	1,50	0,914

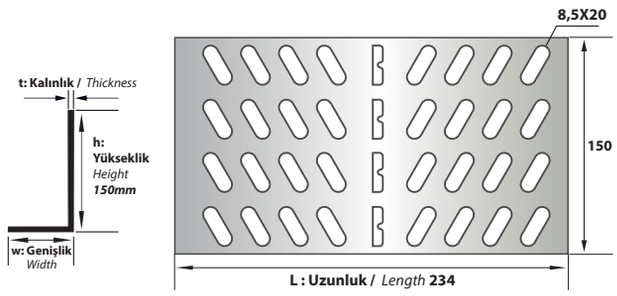

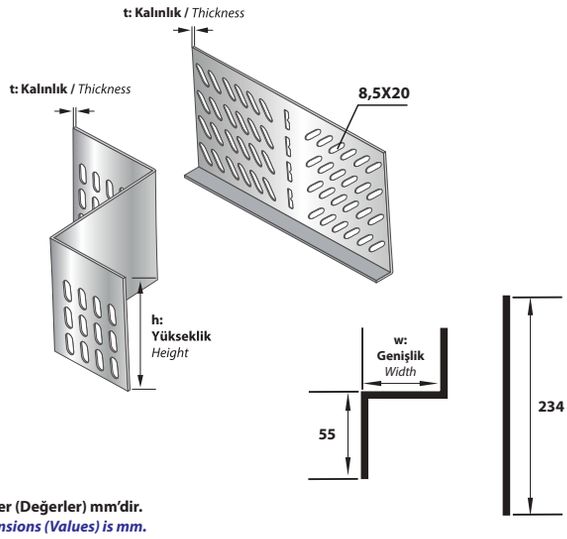

Ölçüler (Değerler) mm'dir.
Dimensions (Values) is mm.

Z TİPİ REDÜKSİYONLAR ORTADAN
ORTADAN / CENTER
Z TYPE REDUCERS CENTER

Sipariş Kodu *(Order Code)*	w *(mm)*	h *(mm)*	t *(mm)*	Kg/Takım *(Kg/Set)*
BHA-TRZEAH2-25	25	150	1,50	0,477
BHA-TRZEAH2-50	50	150	1,50	0,565
BHA-TRZEAH2-75	75	150	1,50	0,654

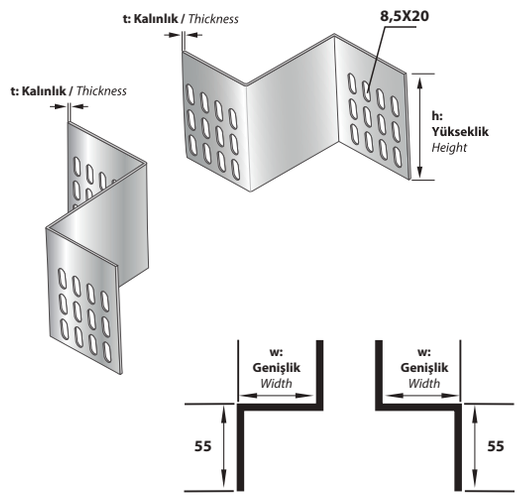

AÇIKLAMALAR / *INSTRUCTIONS :*

NOT: Lütfen siparişlerinizde redüksiyon tipini ve "w" ölçüsünü belirtiniz.
! Özel ölçüler için lütfen firmamız ile irtibata geçiniz.
! Metrik 8 cıvata ve somun kullanımına uygundur. Belirtilen ağırlıklar kesim ağırlıklarıdır.

NOTE: *Please assert the reduction type and "w" dimension.*
! *For special dimensions please contact our firm.*
! *M8 bolt and Nut usage. The indicated weights are the weights before fabrication.*

Sipariş Kodu (Order Code)	w (mm)	h (mm)	t (mm)	Kg/Mt (Kg/Mt)
BHA-TR20.12/200	200	200	1,20	6,010
BHA-TR20.15/200	200	200	1,50	0,712
BHA-TR20.20/200	200	200	2,00	9,015
BHA-TR25.12/200	250	200	1,20	6,481
BHA-TR25.15/200	250	200	1,50	8,101
BHA-TR25.20/200	250	200	2,00	9,721
BHA-TR30.12/200	300	200	1,20	6,952
BHA-TR30.15/200	300	200	1,50	8,690
BHA-TR30.20/200	300	200	2,00	10,428

TRUNKING

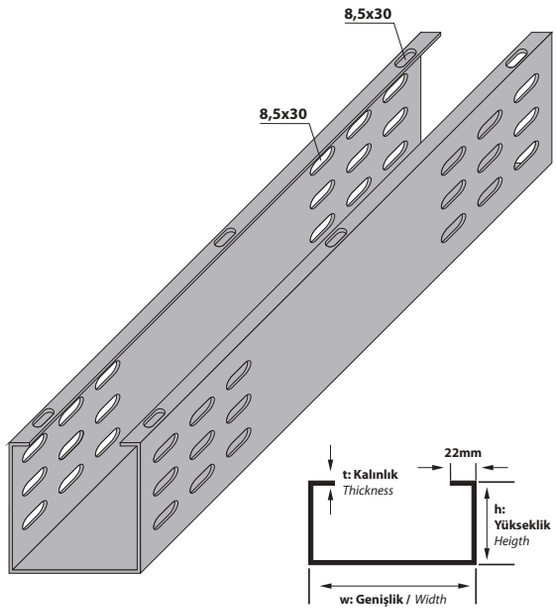

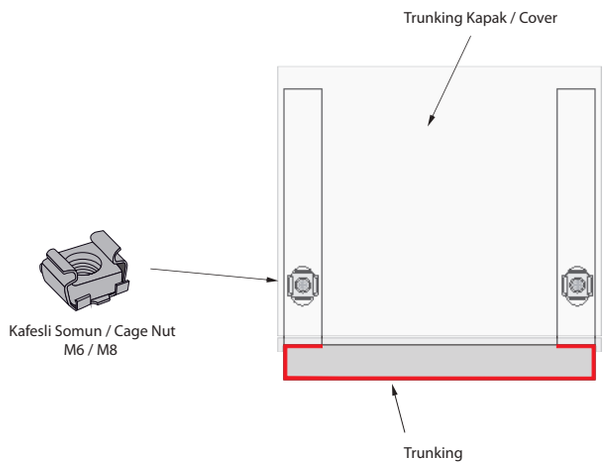

>	AÇIKLAMALAR / *INSTRUCTIONS :*
NOT:	Standart uzunluk 2500mm. İsteğe bağlı olarak uzunluklar değişebilir.
!	Trunking'lerde ölçü toleransı ± 3 mm.'dir.
!	Belirtilen ağırlıklar kesim ağırlıklarıdır.
!	Trunking'ler, Metrik 6, 8 cıvata ve somun kullanımına uygundur.
NOTE:	*Standart Length is 2500mm. On request the Lengths can change.*
!	*The dimension tolerance in Trunking is ± 3 mm.*
!	*The indicated weights are the weights before fabrication.*
!	*All the Trunkings are convenient for M8 bolt and nut usage.*

Sipariş Kodu (Order Code)	w (mm)	h (mm)	t (mm)	L (mm)	Kg/Adet (Kg/Pcs.)
BHA-A1-20.15	15	200	1,50	234	0,592

EK ELEMANI
JOINT PIECE

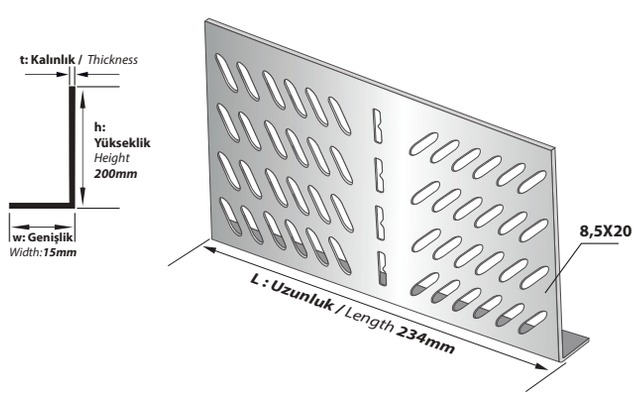

>>	AÇIKLAMALAR / *INSTRUCTIONS :*
NOT:	Tüm Ek Elemanları, Metrik 8 cıvata ve somun kullanımına uygundur.
!	Belirtilen ağırlıklar kesim ağırlıklarıdır.
!	1 Adet Ek Elemanı Standartta 12-24 Takım M8 Cıvata Somun İle Kullanıma Uygundur.
NOTE:	*All The Cable Trays are Convenient for M8 Bolt and Nut Usage.*
!	*The indicated weights are the weights before fabrication.*
!	One Piece Of straight Connector is Suitable for The Usage of 8-12 set of M8 Bolt and Nut.

TRUNKING 90° DÖNÜŞ ELEMANLARI
TRUNKING TYPE 90° BENDS

Sipariş Kodu *(Order Code)*	a, b *(mm)*	h *(mm)*	t *(mm)*	Kg/Adet *(Kg/Pcs.)*
BHA-YDTR120/200	200	200	1,20	3,068
BHA-YDTR125/200	250	200	1,20	3,559
BHA-YDTR130/200	300	200	1,50	5,121

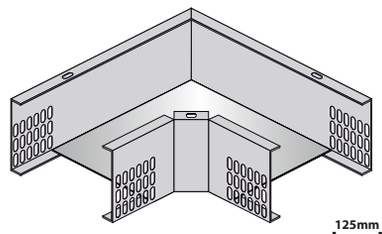

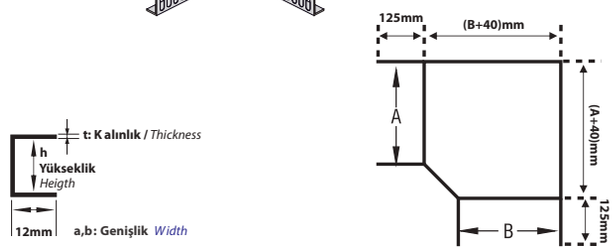

AÇIKLAMALAR / *INSTRUCTIONS :*

NOT : Ölçü toleransı ± 3 mm.'dir .

! Belirtilen ağırlıklar kesim ağırlıklarıdır.

NOTE: *The dimension tolerance in ± 3 mm*

! *The indicated weights are the weights before fabrication.*

TRUNKING TİP T DÖNÜŞ ELEMANLARI
TRUNKING TYPE TEE-BRANCHES

Sipariş Kodu *(Order Code)*	a, b, c *(mm)*	h *(mm)*	t *(mm)*	Kg/Adet *(Kg/Pcs.)*
BHA-TDTR220/200	200	200	1,20	3,464
BHA-TDTR225/200	250	200	1,20	3,869
BHA-TDTR230/200	300	200	1,50	5,385

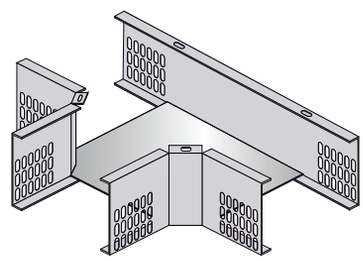

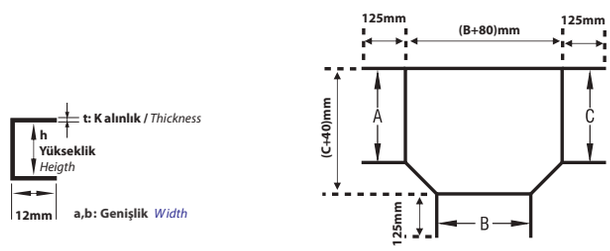

AÇIKLAMALAR / *INSTRUCTIONS :*

NOT : Ölçü toleransı ± 3 mm.'dir .

! Belirtilen ağırlıklar kesim ağırlıklarıdır.

NOTE: *The dimension tolerance in ± 3 mm*

! *The indicated weights are the weights before fabrication.*

TRUNKING TİP DÖRTLÜ BAĞLANTILAR
TRUNKING TYPE CROSSINGS

Sipariş Kodu *(Order Code)*	a, b, c, d *(mm)*	h *(mm)*	t *(mm)*	Kg/Adet *(Kg/Pcs.)*
BHA-DDTR320/200	200	200	1,20	3,673
BHA-DDTR325/200	250	200	1,20	3,955
BHA-DDTR330/200	300	200	1,50	5,356

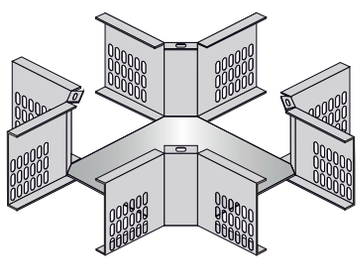

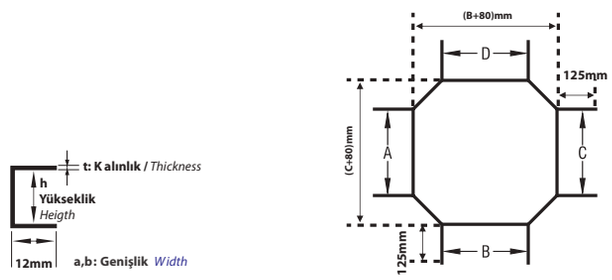

AÇIKLAMALAR / *INSTRUCTIONS :* **Ekstra /** *Extra*

Tüm dönüş uygulamaları, Metrik 8 cıvata ve somun kullanımına uygundur.
Belirtilen ağırlıklar kesim ağırlıklarıdır.

All the bend implementation are convenient for M8 bolt and Nut usage.
The indicated weights are the weights before fabrication.

TRUNKING İÇ BÜKEY DÖNÜŞ ELEMANLARI
TRUNKING INTERNAL BEND ELEMENTS

Sipariş Kodu *(Order Code)*	w *(mm)*	h *(mm)*	t *(mm)*	Kg/Adet *(Kg/Pcs.)*
BHA-BTR520/200	200	200	1,20	3,203
BHA-BTR525/200	250	200	1,20	3,438
BHA-BTR530/200	300	200	1,20	3,674

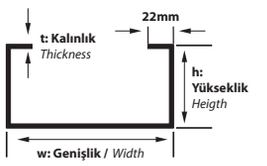

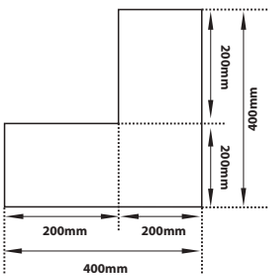

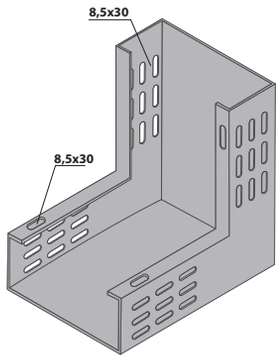

	AÇIKLAMALAR / *INSTRUCTIONS :*
NOT:	Ölçü toleransı ± 3 mm.'dir.
!	Belirtilen ağırlıklar kesim ağırlıklarıdır.
NOTE:	*The dimension tolerance in ± 3 mm*
!	*The indicated weights are the weights before fabrication.*

TRUNKING DIŞ BÜKEY DÖNÜŞ ELEMANLARI
TRUNKING EXTERNAL BEND ELEMENTS

Sipariş Kodu *(Order Code)*	w *(mm)*	h *(mm)*	t *(mm)*	Kg/Adet *(Kg/Pcs.)*
BHA-BTR620/200	200	200	1,20	3,014
BHA-BTR625/200	250	200	1,20	3,203
BHA-BTR630/200	300	200	1,20	3,391

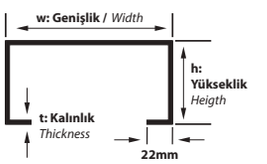

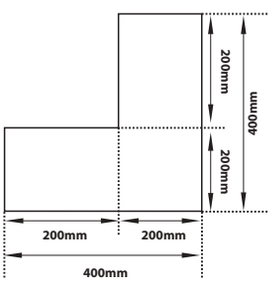

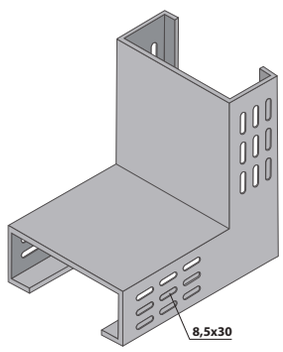

	AÇIKLAMALAR / *INSTRUCTIONS :*
NOT:	Ölçü toleransı ± 3 mm.'dir.
!	Belirtilen ağırlıklar kesim ağırlıklarıdır.
NOTE:	*The dimension tolerance in ± 3 mm*
!	*The indicated weights are the weights before fabrication.*

SONLANDIRMA
END CAP

Sipariş Kodu *(Order Code)*	w *(mm)*	h *(mm)*	t *(mm)*	Kg/Adet *(Kg/Pcs.)*
BHA-TRSEAH20	195	200	1,20	0,593
BHA-TRSEAH25	245	200	1,20	0,688
BHA-TRSEAH30	295	200	1,20	0,782

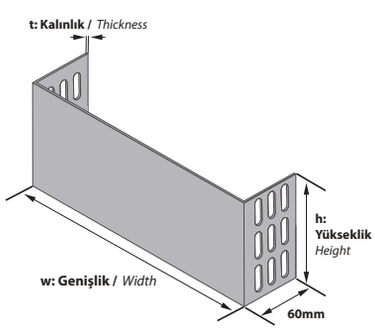

	AÇIKLAMALAR / *INSTRUCTIONS :*
NOT:	Ölçü toleransı ± 3 mm.'dir.
!	Belirtilen ağırlıklar kesim ağırlıklarıdır.
NOTE:	*The dimension tolerance in ± 3 mm*
!	*The indicated weights are the weights before fabrication.*

Z TİPİ REDÜKSİYONLAR SOLA
SOLA / LEFT
Z TYPE REDUCERS LEFT

Sipariş Kodu *(Order Code)*	w *(mm)*	h *(mm)*	t *(mm)*	Kg/Takım *(Kg/Set)*
BHA-TRZEAH1-50	50	200	1,50	0,969
BHA-TRZEAH-100	100	200	1,50	1,087

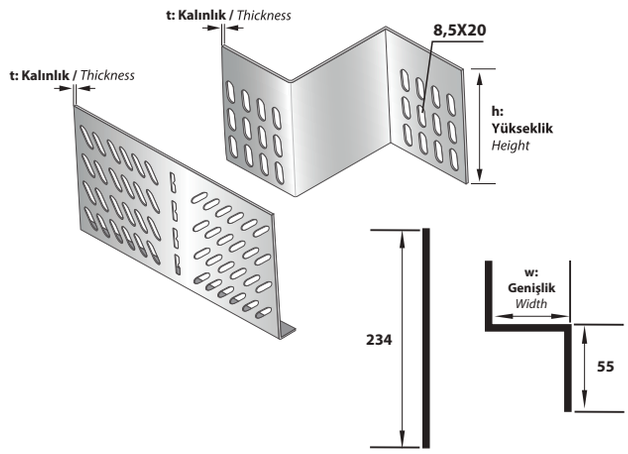

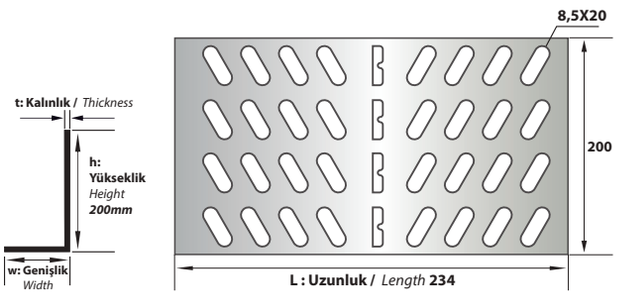

Ölçüler (Değerler) mm'dir.
Dimensions (Values) is mm.

Z TİPİ REDÜKSİYONLAR SAĞA
SAĞA / RIGHT
Z TYPE REDUCERS RIGHT

Sipariş Kodu *(Order Code)*	w *(mm)*	h *(mm)*	t *(mm)*	Kg/Takım *(Kg/Set)*
BHA-TRZEAH1-50	50	200	1,50	0,969
BHA-TRZEAH-100	100	200	1,50	1,087

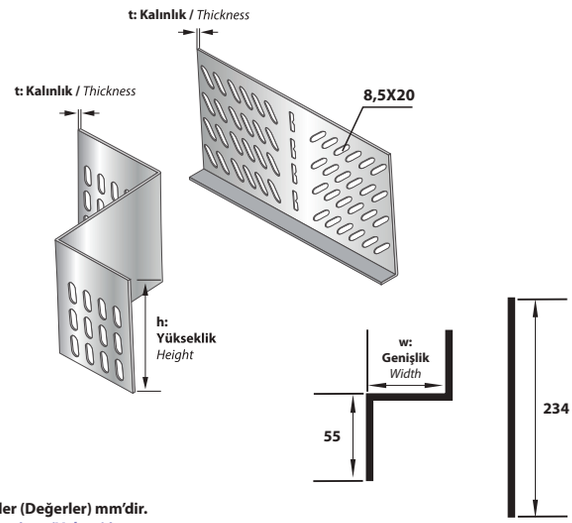

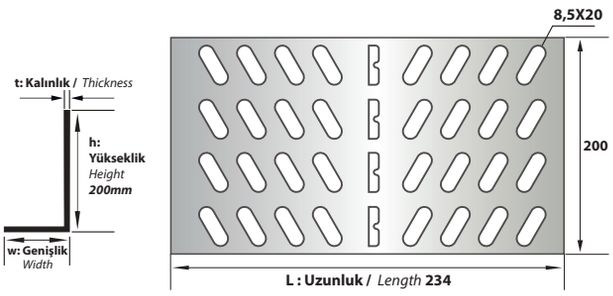

Ölçüler (Değerler) mm'dir.
Dimensions (Values) is mm.

Z TİPİ REDÜKSİYONLAR ORTADAN
ORTADAN / CENTER
Z TYPE REDUCERS CENTER

Sipariş Kodu *(Order Code)*	w *(mm)*	h *(mm)*	t *(mm)*	Kg/Takım *(Kg/Set)*
BHA-TRZEAH2-25	25	200	1,50	0,636
BHA-TRZEAH2-50	50	200	1,50	0,754

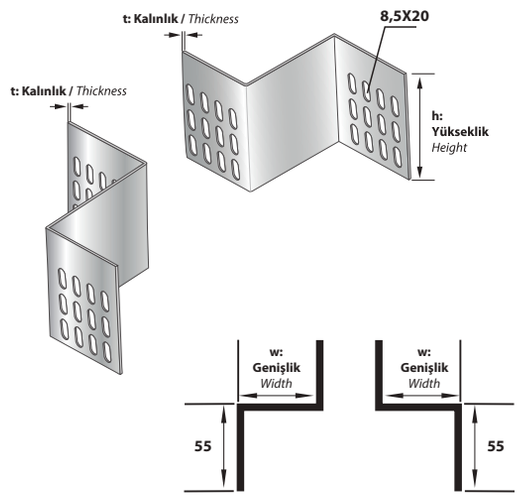

AÇIKLAMALAR / *INSTRUCTIONS :*

NOT: Lütfen siparişlerinizde redüksiyon tipini ve "w" ölçüsünü belirtiniz.
! Özel ölçüler için lütfen firmamız ile irtibata geçiniz.
! Metrik 8 cıvata ve somun kullanımına uygundur. Belirtilen ağırlıklar kesim ağırlıklarıdır.

NOTE: *Please assert the reduction type and "w" dimension.*
! *For special dimensions please contact our firm.*
! *M8 bolt and Nut usage. The indicated weights are the weights before fabrication.*

Sipariş Kodu (Order Code)	w (mm)	h (mm)	t (mm)	Kg/Mt (Kg/Mt)
BHA-TR25.12/250	250	250	1,20	7,423
BHA-TR25.15/250	250	250	1,50	9,279
BHA-TR25.20/250	250	250	2,00	11,134
BHA-TR30.12/250	300	250	1,20	7,894
BHA-TR30.15/250	300	250	1,50	9,867
BHA-TR30.20/250	300	250	2,00	11,841

TRUNKING

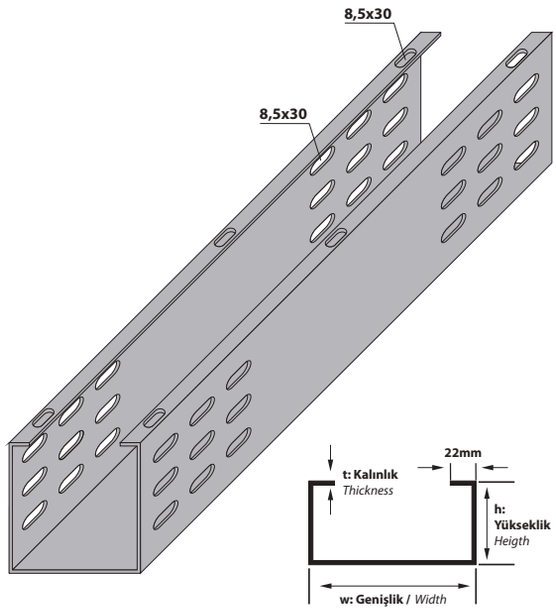

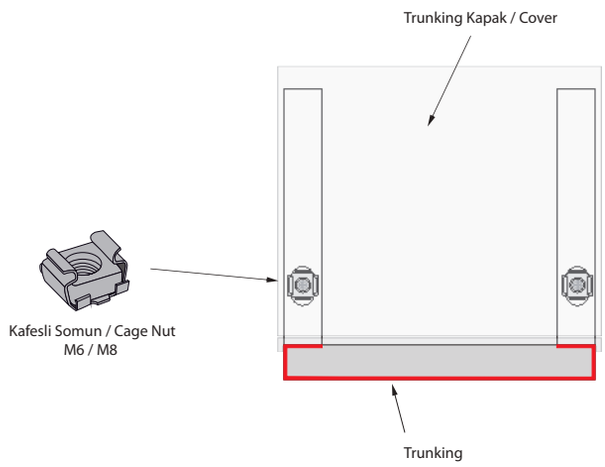

>	AÇIKLAMALAR / *INSTRUCTIONS :*
NOT:	Standart uzunluk 2500mm. İsteğe bağlı olarak uzunluklar değişebilir.
!	Trunking'lerde ölçü toleransı ± 3 mm.'dir.
!	Belirtilen ağırlıklar kesim ağırlıklarıdır.
!	Trunking'ler, Metrik 6, 8 cıvata ve somun kullanımına uygundur.
NOTE:	*Standart Length is 2500mm. On request the Lengths can change.*
!	*The dimension tolerance in Trunking is ± 3 mm.*
!	*The indicated weights are the weights before fabrication.*
!	*All the Trunkings are convenient for M8 bolt and nut usage.*

Sipariş Kodu (Order Code)	w (mm)	h (mm)	t (mm)	L (mm)	Kg/Adet (Kg/Pcs.)
BHA-A1-25.15	15	250	1,50	234	0,730

EK ELEMANI
JOINT PIECE

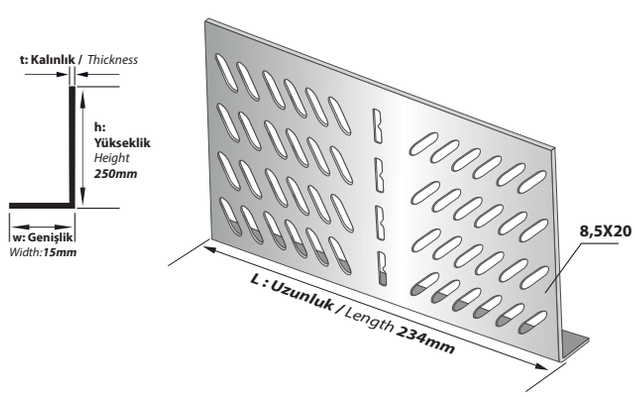

>>	AÇIKLAMALAR / *INSTRUCTIONS :*
NOT:	Tüm Ek Elemanları, Metrik 8 cıvata ve somun kullanımına uygundur.
!	Belirtilen ağırlıklar kesim ağırlıklarıdır.
!	1 Adet Ek Elemanı Standartta 12-24 Takım M8 Cıvata Somun İle Kullanıma Uygundur.
NOTE:	*All The Cable Trays are Convenient for M8 Bolt and Nut Usage.*
!	*The indicated weights are the weights before fabrication.*
!	One Piece Of straight Connector is Suitable for The Usage of 8-12 set of M8 Bolt and Nut.

TRUNKING 90° DÖNÜŞ ELEMANLARI
TRUNKING TYPE 90° BENDS

Sipariş Kodu *(Order Code)*	a, b *(mm)*	h *(mm)*	t *(mm)*	Kg/Adet *(Kg/Pcs.)*
BHA-YDTR125/250	250	250	1,20	4,110
BHA-YDTR130/250	300	250	1,50	5,869

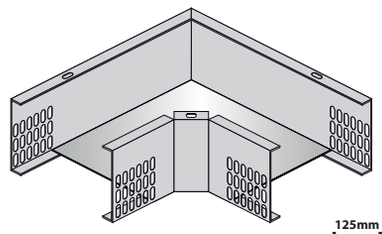

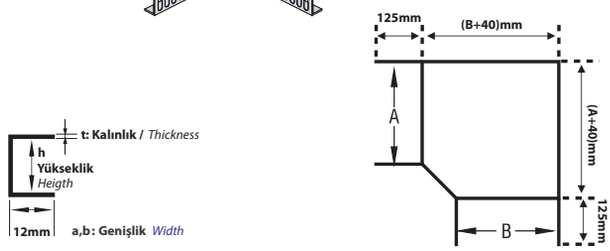

AÇIKLAMALAR / *INSTRUCTIONS :*

NOT: Ölçü toleransı ± 3 mm.'dir.

! Belirtilen ağırlıklar kesim ağırlıklarıdır.

NOTE: *The dimension tolerance in ± 3 mm*

! *The indicated weights are the weights before fabrication.*

TRUNKING TİP T DÖNÜŞ ELEMANLARI
TRUNKING TYPE TEE-BRANCHES

Sipariş Kodu *(Order Code)*	a, b, c *(mm)*	h *(mm)*	t *(mm)*	Kg/Adet *(Kg/Pcs.)*
BHA-TDTR225/250	250	250	1,20	4,447
BHA-TDTR230/250	300	250	1,50	6,145

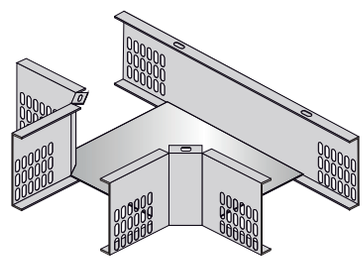

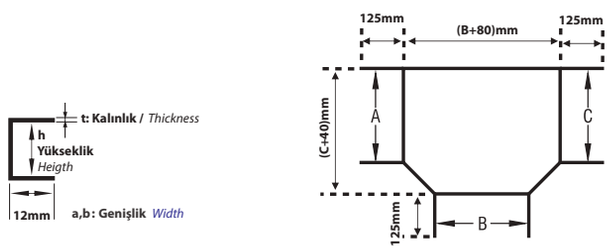

AÇIKLAMALAR / *INSTRUCTIONS :*

NOT: Ölçü toleransı ± 3 mm.'dir.

! Belirtilen ağırlıklar kesim ağırlıklarıdır.

NOTE: *The dimension tolerance in ± 3 mm*

! *The indicated weights are the weights before fabrication.*

TRUNKING TİP DÖRTLÜ BAĞLANTILAR
TRUNKING TYPE CROSSINGS

Sipariş Kodu *(Order Code)*	a, b, c, d *(mm)*	h *(mm)*	t *(mm)*	Kg/Adet *(Kg/Pcs.)*
BHA-DDTR325/250	250	250	1,20	4,558
BHA-DDTR330/250	300	250	1,50	6,110

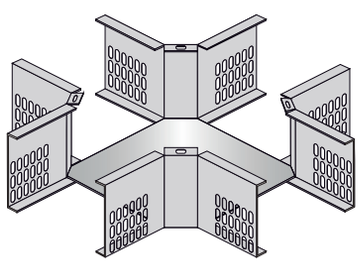

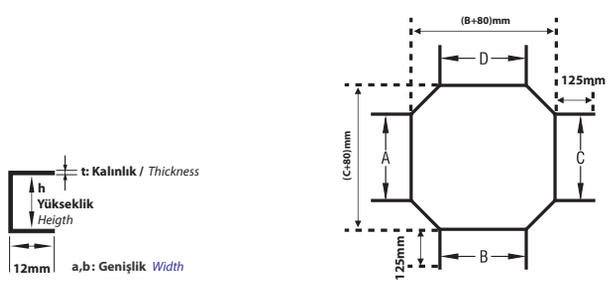

AÇIKLAMALAR / *INSTRUCTIONS :*

NOT: Ölçü toleransı ± 3 mm.'dir.

! Belirtilen ağırlıklar kesim ağırlıklarıdır.

NOTE: *The dimension tolerance in ± 3 mm*

! *The indicated weights are the weights before fabrication.*

AÇIKLAMALAR / *INSTRUCTIONS :* **Ekstra /** *Extra*

Tüm dönüş uygulamaları, Metrik 8 cıvata ve somun kullanımına uygundur.
Belirtilen ağırlıklar kesim ağırlıklarıdır.

All the bend implementation are convenient for M8 bolt and Nut usage.
The indicated weights are the weights before fabrication.

TRUNKING İÇ BÜKEY DÖNÜŞ ELEMANLARI
TRUNKING INTERNAL BEND ELEMENTS

Sipariş Kodu *(Order Code)*	w *(mm)*	h *(mm)*	t *(mm)*	Kg/Adet *(Kg/Pcs.)*
BHA-BTR525/250	250	250	1,20	3,909
BHA-BTR530/250	300	250	1,20	4,145

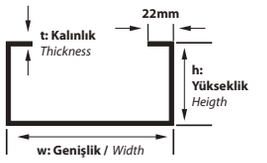

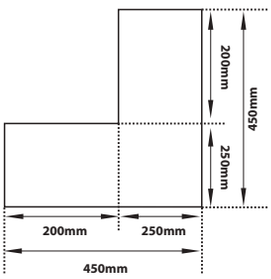

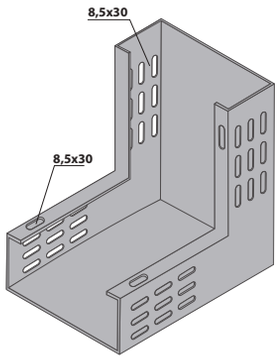

AÇIKLAMALAR / *INSTRUCTIONS :*

NOT: Ölçü toleransı ± 3 mm.'dir.

! Belirtilen ağırlıklar kesim ağırlıklarıdır.

NOTE: *The dimension tolerance in ± 3 mm*

! *The indicated weights are the weights before fabrication.*

TRUNKING DIŞ BÜKEY DÖNÜŞ ELEMANLARI
TRUNKING EXTERNAL BEND ELEMENTS

Sipariş Kodu *(Order Code)*	w *(mm)*	h *(mm)*	t *(mm)*	Kg/Adet *(Kg/Pcs.)*
BHA-BTR625/250	250	250	1,20	3,674
BHA-BTR630/250	300	250	1,20	3,862

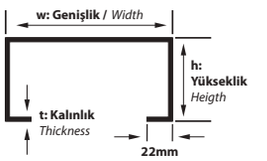

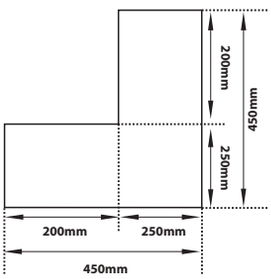

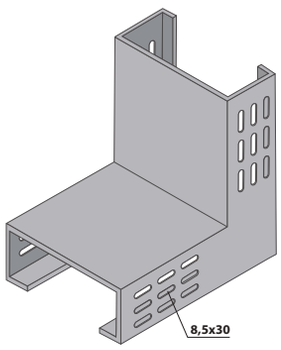

AÇIKLAMALAR / *INSTRUCTIONS :*

NOT: Ölçü toleransı ± 3 mm.'dir.

! Belirtilen ağırlıklar kesim ağırlıklarıdır.

NOTE: *The dimension tolerance in ± 3 mm*

! *The indicated weights are the weights before fabrication.*

SONLANDIRMA
END CAP

Sipariş Kodu *(Order Code)*	w *(mm)*	h *(mm)*	t *(mm)*	Kg/Adet *(Kg/Pcs.)*
BHA-TRSEAH25	245	250	1,20	0,860
BHA-TRSEAH30	295	250	1,20	0,977

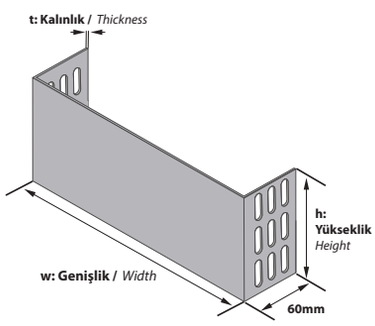

AÇIKLAMALAR / *INSTRUCTIONS :*

NOT: Ölçü toleransı ± 3 mm.'dir.

! Belirtilen ağırlıklar kesim ağırlıklarıdır.

NOTE: *The dimension tolerance in ± 3 mm*

! *The indicated weights are the weights before fabrication.*

Sipariş Kodu *(Order Code)*	w *(mm)*	h *(mm)*	t *(mm)*	Kg/Takım *(Kg/Set)*
BHA-TRZEAH1-50	50	250	1,201	1,201

Z TİPİ REDÜKSİYONLAR SOLA
SOLA / LEFT
Z TYPE REDUCERS LEFT

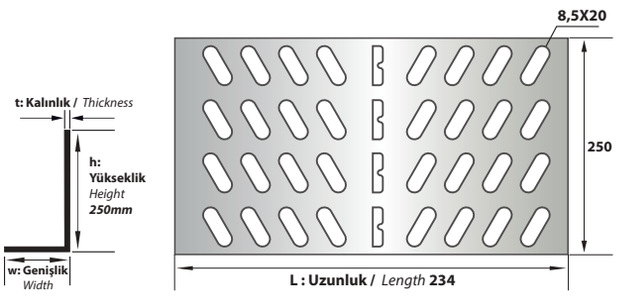

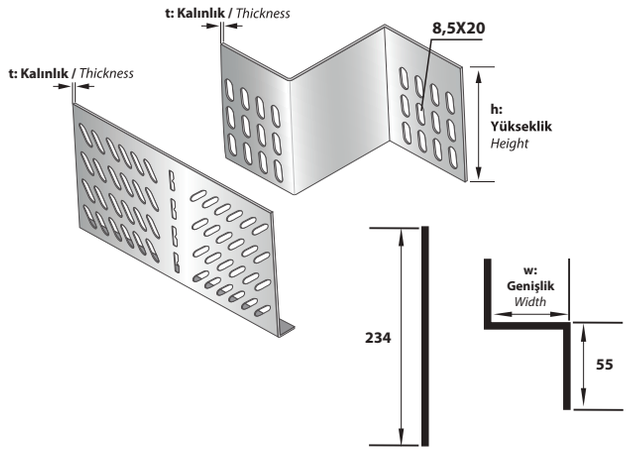

Ölçüler (Değerler) mm'dir.
Dimensions (Values) is mm.

Sipariş Kodu *(Order Code)*	w *(mm)*	h *(mm)*	t *(mm)*	Kg/Takım *(Kg/Set)*
BHA-TRZEAH1-50	50	250	1,201	1,201

Z TİPİ REDÜKSİYONLAR SAĞA
SAĞA / RIGHT
Z TYPE REDUCERS RIGHT

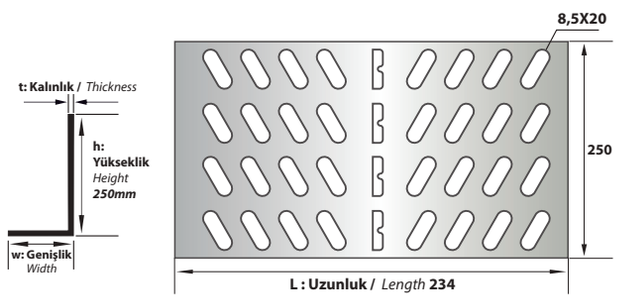

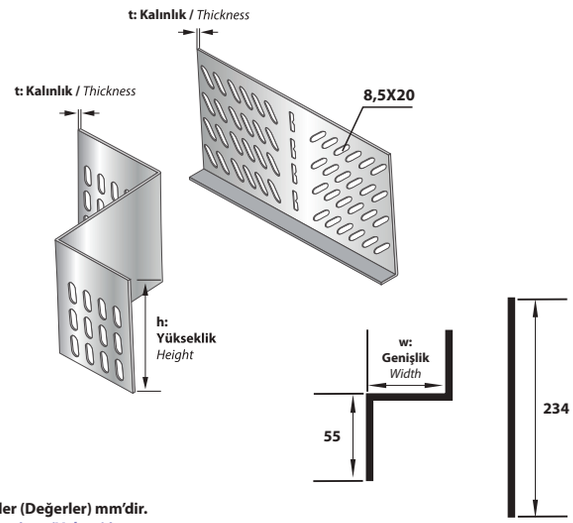

Ölçüler (Değerler) mm'dir.
Dimensions (Values) is mm.

Sipariş Kodu *(Order Code)*	w *(mm)*	h *(mm)*	t *(mm)*	Kg/Takım *(Kg/Set)*
BHA-TRZEAH2-25	25	250	1,50	0,795

Z TİPİ REDÜKSİYONLAR ORTADAN
ORTADAN / CENTER
Z TYPE REDUCERS CENTER

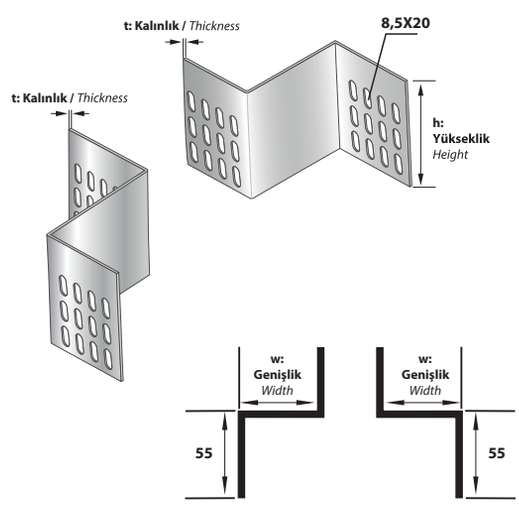

AÇIKLAMALAR / *INSTRUCTIONS :*

NOT: Lütfen siparişlerinizde redüksiyon tipini ve "w" ölçüsünü belirtiniz.
! Özel ölçüler için lütfen firmamız ile irtibata geçiniz.
! Metrik 8 cıvata ve somun kullanımına uygundur. Belirtilen ağırlıklar kesim ağırlıklarıdır.

NOTE: *Please assert the reduction type and "w" dimension.*
! *For special dimensions please contact our firm.*
! *M8 bolt and Nut usage. The indicated weights are the weights before fabrication.*

Sipariş Kodu (Order Code)	w (mm)	h (mm)	t (mm)	Kg/Mt (Kg/Mt)
BHA-TR30.12/300	300	300	1,20	8,836
BHA-TR30.15/300	300	300	1,50	11,045
BHA-TR30.20/300	300	300	2,00	13,254

TRUNKING

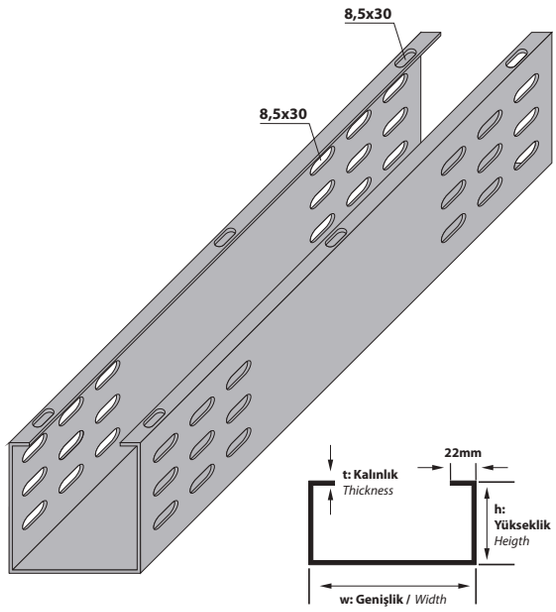

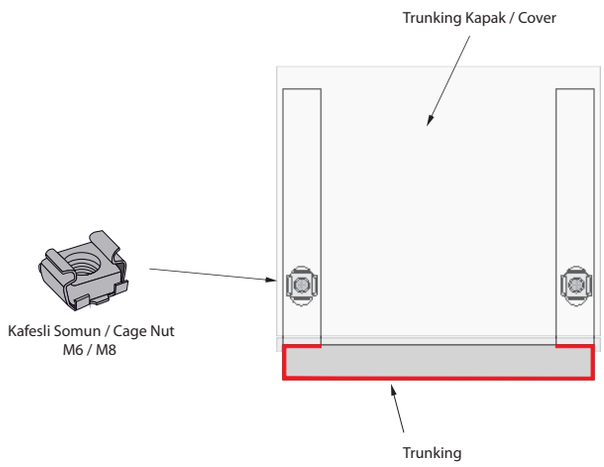

>	AÇIKLAMALAR / *INSTRUCTIONS :*
NOT:	Standart uzunluk 2500mm. İsteğe bağlı olarak uzunluklar değişebilir.
!	Trunking'lerde ölçü toleransı ± 3 mm.'dir.
!	Belirtilen ağırlıklar kesim ağırlıklarıdır.
!	Trunking'ler, Metrik 6, 8 cıvata ve somun kullanımına uygundur.
NOTE:	*Standart Length is 2500mm. On request the Lengths can change.*
!	*The dimension tolerance in Trunking is ± 3 mm.*
!	*The indicated weights are the weights before fabrication.*
!	*All the Trunkings are convenient for M8 bolt and nut usage.*

Sipariş Kodu (Order Code)	w (mm)	h (mm)	t (mm)	L (mm)	Kg/Adet (Kg/Pcs.)
BHA-A1-30.15	15	300	1,50	234	0,868

EK ELEMANI
JOINT PIECE

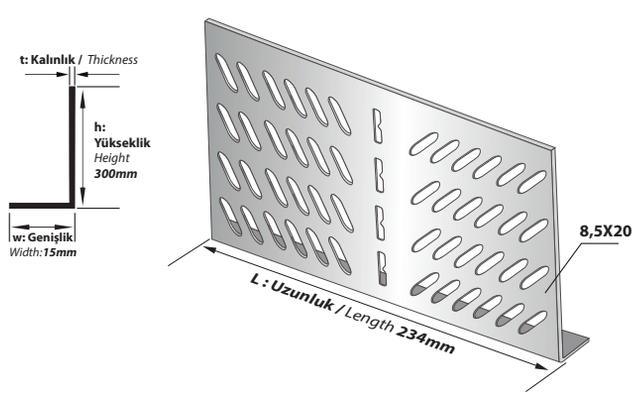

>>	AÇIKLAMALAR / *INSTRUCTIONS :*
NOT:	Tüm Ek Elemanları, Metrik 8 cıvata ve somun kullanımına uygundur.
!	Belirtilen ağırlıklar kesim ağırlıklarıdır.
!	1 Adet Ek Elemanı Standartta 12-24 Takım M8 Cıvata Somun İle Kullanıma Uygundur.
NOTE:	*All The Cable Trays are Convenient for M8 Bolt and Nut Usage.*
!	*The indicated weights are the weights before fabrication.*
!	One Piece Of straight Connector is Suitable for The Usage of 8-12 set of M8 Bolt and Nut.

TRUNKING 90° DÖNÜŞ ELEMANLARI
TRUNKING TYPE 90° BENDS

Sipariş Kodu *(Order Code)*	a, b *(mm)*	h *(mm)*	t *(mm)*	Kg/Adet *(Kg/Pcs.)*
BHA-YDTR130/300	300	300	1,50	6,617

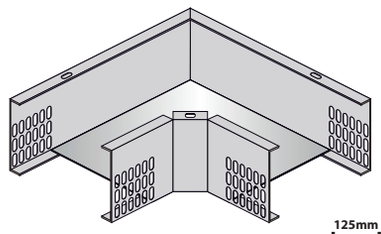

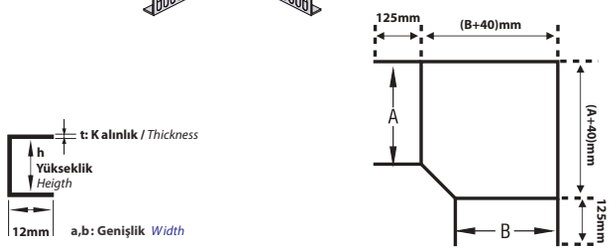

AÇIKLAMALAR / *INSTRUCTIONS :*

NOT : Ölçü toleransı ± 3 mm.'dir .

! Belirtilen ağırlıklar kesim ağırlıklarıdır.

NOTE: *The dimension tolerance in ± 3 mm*

! *The indicated weights are the weights before fabrication.*

TRUNKING TİP T DÖNÜŞ ELEMANLARI
TRUNKING TYPE TEE-BRANCHES

Sipariş Kodu *(Order Code)*	a, b, c *(mm)*	h *(mm)*	t *(mm)*	Kg/Adet *(Kg/Pcs.)*
BHA-TDTR230/300	300	300	1,50	6,904

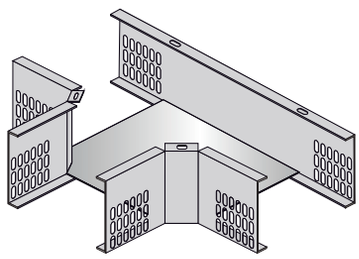

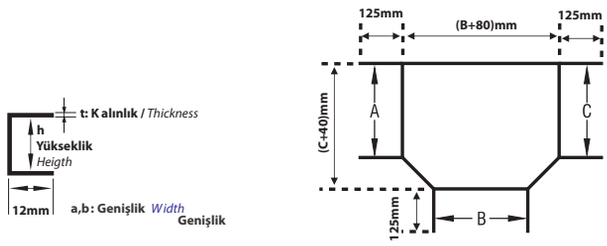

AÇIKLAMALAR / *INSTRUCTIONS :*

NOT : Ölçü toleransı ± 3 mm.'dir .

! Belirtilen ağırlıklar kesim ağırlıklarıdır.

NOTE: *The dimension tolerance in ± 3 mm*

! *The indicated weights are the weights before fabrication.*

TRUNKING TİP DÖRTLÜ BAĞLANTILAR
TRUNKING TYPE CROSSINGS

Sipariş Kodu *(Order Code)*	a, b, c, d *(mm)*	h *(mm)*	t *(mm)*	Kg/Adet *(Kg/Pcs.)*
BHA-DDTR330/300	300	300	1,50	6,863

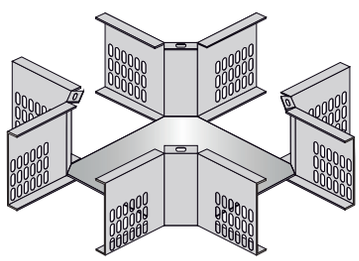

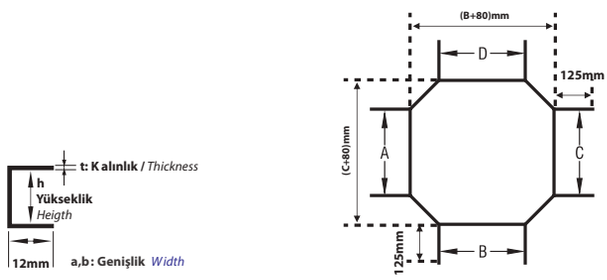

AÇIKLAMALAR / *INSTRUCTIONS :*

NOT : Ölçü toleransı ± 3 mm.'dir .

! Belirtilen ağırlıklar kesim ağırlıklarıdır.

NOTE: *The dimension tolerance in ± 3 mm*

! *The indicated weights are the weights before fabrication.*

AÇIKLAMALAR / *INSTRUCTIONS :* **Ekstra /** *Extra*

Tüm dönüş uygulamaları, Metrik 8 civata ve somun kullanımına uygundur.
Belirtilen ağırlıklar kesim ağırlıklarıdır.

All the bend implementation are convenient for M8 bolt and Nut usage.
The indicated weights are the weights before fabrication.

TRUNKING İÇ BÜKEY DÖNÜŞ ELEMANLARI
TRUNKING INTERNAL BEND ELEMENTS

Sipariş Kodu (Order Code)	w (mm)	h (mm)	t (mm)	Kg/Adet (Kg/Pcs.)
BHA-BTR530/300	300	300	1,20	4,616

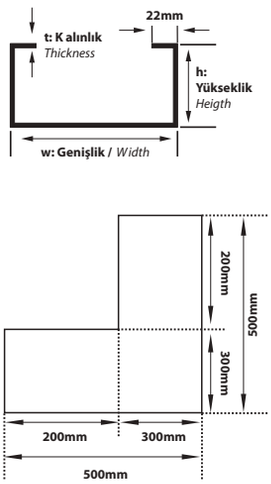

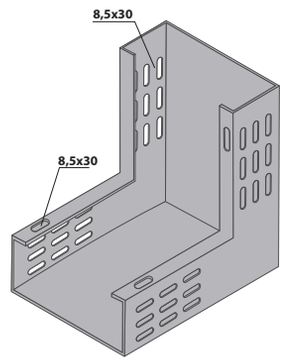

AÇIKLAMALAR / *INSTRUCTIONS :*

NOT : Ölçü toleransı ± 3 mm.'dir .

! Belirtilen ağırlıklar kesim ağırlıklarıdır.

NOTE: *The dimension tolerance in ± 3 mm*

! *The indicated weights are the weights before fabrication.*

TRUNKING DIŞ BÜKEY DÖNÜŞ ELEMANLARI
TRUNKING EXTERNAL BEND ELEMENTS

Sipariş Kodu (Order Code)	w (mm)	h (mm)	t (mm)	Kg/Adet (Kg/Pcs.)
BHA-BTR630/300	300	300	1,20	4,333

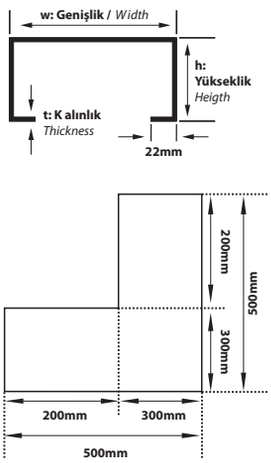

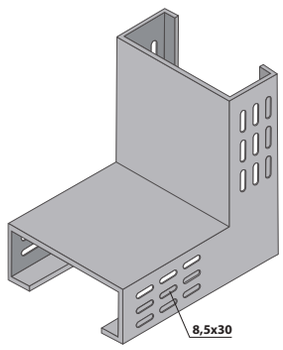

AÇIKLAMALAR / *INSTRUCTIONS :*

NOT : Ölçü toleransı ± 3 mm.'dir .

! Belirtilen ağırlıklar kesim ağırlıklarıdır.

NOTE: *The dimension tolerance in ± 3 mm*

! *The indicated weights are the weights before fabrication.*

SONLANDIRMA
END CAP

Sipariş Kodu (Order Code)	w (mm)	h (mm)	t (mm)	Kg/Adet (Kg/Pcs.)
BHA-TRSEAH30	295	300	1,20	1,173

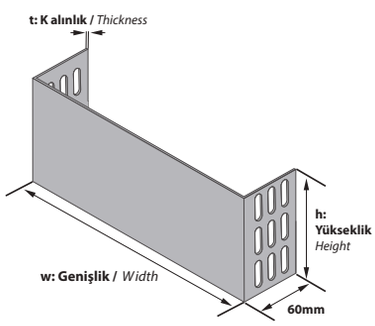

AÇIKLAMALAR / *INSTRUCTIONS :*

NOT : Ölçü toleransı ± 3 mm.'dir .

! Belirtilen ağırlıklar kesim ağırlıklarıdır.

NOTE: *The dimension tolerance in ± 3 mm*

! *The indicated weights are the weights before fabrication.*

TRUNKING KAPAK / *COVERS*

Sipariş Kodu *(Order Code)*	w *(mm)*	h *(mm)*	t *(mm)*	Kg/Mt *(Kg/Mt)*
BHA-TR05K	50	10	1,20	0,697
BHA-TR07K	75	10	1,20	0,933
BHA-TR10K	100	10	1,20	1,168
BHA-TR12K	125	10	1,20	1,404
BHA-TR15K	150	10	1,20	1,639
BHA-TR20K	200	10	1,20	2,110
BHA-TR25K	250	10	1,20	2,581
BHA-TR30K	300	10	1,20	3,052

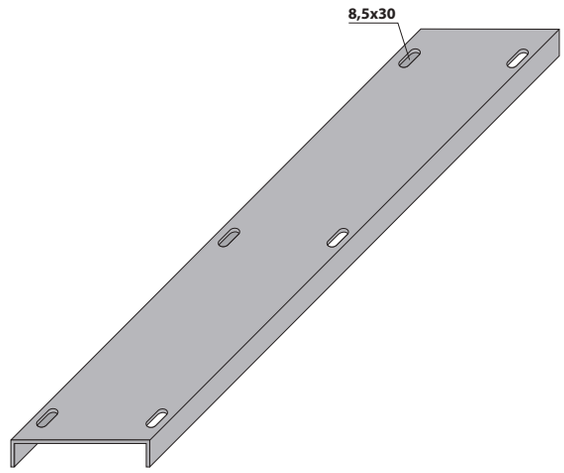

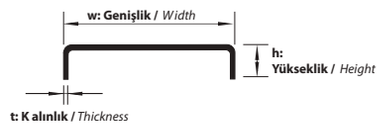

AÇIKLAMALAR / *INSTRUCTIONS :*

NOT : Standart uzunluk 2500mm. İsteğe bağlı olarak uzunluklar değişebilir
! Trunking kapaklarda ölçü toleransı ± 3 mm.'dir .
! Belirtilen ağırlıklar kesim ağırlıklarıdır.
! Trunking'ler, Metrik 6, 8 cıvata ve somun kullanımına uygundur.

NOTE: *Standart Length is 2500mm. On request the Lengths can change.*
! *The dimension tolerance in Trunking Covers is ± 3 mm.*
! *The indicated weights are the weights before fabrication.*
! *All the Trunkings are convenient for M6-8 bolt and nut usage.*

TRUNKING İÇ BÜKEY DÖNÜŞ ELEMAN KAPAKLARI
TRUNKING INTERNAL BEND ELEMENT COVERS

Sipariş Kodu *(Order Code)*	w *(mm)*	h *(mm)*	t *(mm)*	Kg/Adet *(Kg/Pcs.)*
BHA-BTR505K	50	10	1,20	0,279
BHA-BTR507K	75	10	1,20	0,373
BHA-BTR510K	100	10	1,20	0,467
BHA-BTR512K	125	10	1,20	0,561
BHA-BTR515K	150	10	1,20	0,656
BHA-BTR520K	200	10	1,20	0,844
BHA-BTR525K	250	10	1,20	1,032
BHA-BTR530K	300	10	1,20	1,221

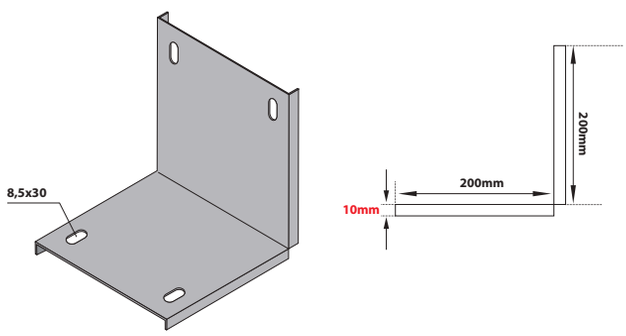

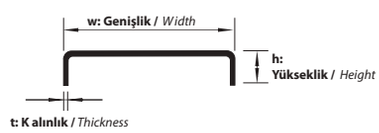

AÇIKLAMALAR / *INSTRUCTIONS :*

NOT : Ölçü toleransı ± 3 mm.'dir .
! Belirtilen ağırlıklar kesim ağırlıklarıdır.

NOTE: *The dimension tolerance in ± 3 mm*
! *The indicated weights are the weights before fabrication.*

TRUNKING DIŞ BÜKEY DÖNÜŞ ELEMAN KAPAKLARI
TRUNKING EXTERNAL BEND ELEMENT COVERS

Sipariş Kodu *(Order Code)*	w *(mm)*	h *(mm)*	t *(mm)*	L *(mm)*	Kg/Adet *(Kg/Pcs.)*
BHA-BTR605K	50	10	1,20	250	0,349
BHA-BTR607K	75	10	1,20	275	0,513
BHA-BTR610K	100	10	1,20	300	0,701
BHA-BTR612K	125	10	1,20	325	0,912
BHA-BTR615K	150	10	1,20	350	1,147
BHA-BTR620K	200	10	1,20	400	1,688
BHA-BTR625K	250	10	1,20	450	2,323
BHA-BTR630K	300	10	1,20	500	3,052

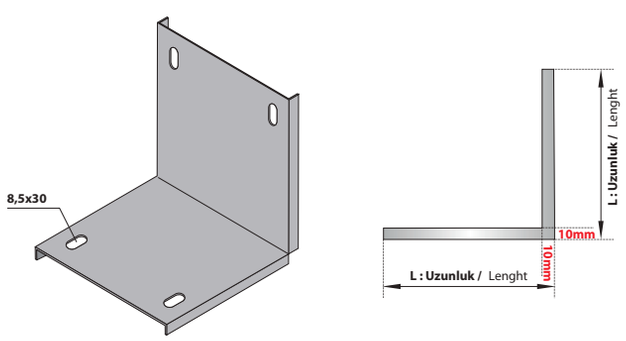

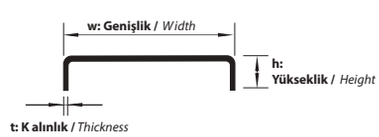

AÇIKLAMALAR / *INSTRUCTIONS :*

NOT : Ölçü toleransı ± 3 mm.'dir .
! Belirtilen ağırlıklar kesim ağırlıklarıdır.

NOTE: *The dimension tolerance in ± 3 mm*
! *The indicated weights are the weights before fabrication.*

TRUNKING 90° DÖNÜŞ ELEMANI KAPAKLARI
TRUNKING TYPE 90° BEND COVERS

Sipariş Kodu *(Order Code)*	a, b *(mm)*	h *(mm)*	t *(mm)*	Kg/Adet *(Kg/Pcs.)*
BHA-YDTR105K	54	10	1,20	0,174
BHA-YDTR107K	79	10	1,20	0,244
BHA-YDTR110K	104	10	1,20	0,350
BHA-YDTR112K	129	10	1,20	0,456
BHA-YDTR115K	154	10	1,20	0,590
BHA-YDTR120K	204	10	1,20	0,844
BHA-YDTR125K	254	10	1,20	1,161
BHA-YDTR130K	304	10	1,20	1,526

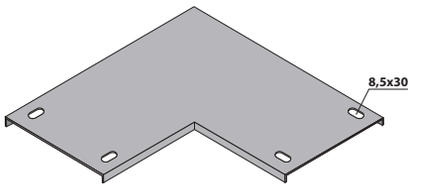

AÇIKLAMALAR / *INSTRUCTIONS :*

NOT: Ölçü toleransı ± 3 mm.'dir.

! Belirtilen ağırlıklar kesim ağırlıklarıdır.

NOTE: *The dimension tolerance in ± 3 mm*

! *The indicated weights are the weights before fabrication.*

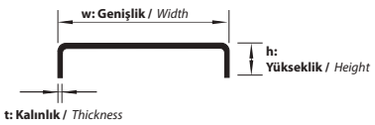

TRUNKING T DÖNÜŞ ELEMANI KAPAKLARI
TRUNKING TYPE TEE-BRANCH COVERS

Sipariş Kodu *(Order Code)*	a, b, c *(mm)*	h *(mm)*	t *(mm)*	Kg/Adet *(Kg/Pcs.)*
BHA-TDTR205K	50	10	1,20	0,244
BHA-TDTR207K	75	10	1,20	0,332
BHA-TDTR210K	100	10	1,20	0,467
BHA-TDTR212K	125	10	1,20	0,597
BHA-TDTR215K	150	10	1,20	0,759
BHA-TDTR220K	200	10	1,20	1,055
BHA-TDTR225K	250	10	1,20	1,420
BHA-TDTR230K	300	10	1,20	1,831

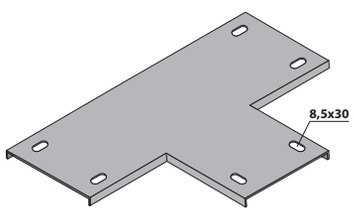

AÇIKLAMALAR / *INSTRUCTIONS :*

NOT: Ölçü toleransı ± 3 mm.'dir.

! Belirtilen ağırlıklar kesim ağırlıklarıdır.

NOTE: *The dimension tolerance in ± 3 mm*

! *The indicated weights are the weights before fabrication.*

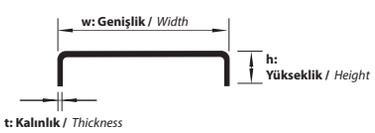

TRUNKING TİP DÖRTLÜ BAĞLANTI KAPAKLARI
TRUNKING TYPE CROSSING COVERS

Sipariş Kodu *(Order Code)*	a, b, c, d *(mm)*	h *(mm)*	t *(mm)*	Kg/Adet *(Kg/Pcs.)*
BHA-DDTR305K	50	10	1,20	0,314
BHA-DDTR307K	75	10	1,20	0,421
BHA-DDTR310K	100	10	1,20	0,584
BHA-DDTR312K	125	10	1,20	0,737
BHA-DDTR315K	150	10	1,20	0,927
BHA-DDTR320K	200	10	1,20	1,266
BHA-DDTR325K	250	10	1,20	1,678
BHA-DDTR330K	300	10	1,20	2,136

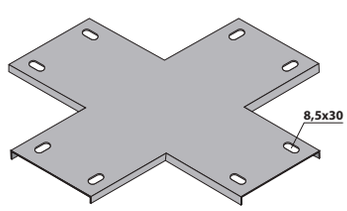

AÇIKLAMALAR / *INSTRUCTIONS :*

NOT: Ölçü toleransı ± 3 mm.'dir.

! Belirtilen ağırlıklar kesim ağırlıklarıdır.

NOTE: *The dimension tolerance in ± 3 mm*

! *The indicated weights are the weights before fabrication.*

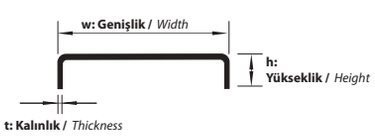

AÇIKLAMALAR / *INSTRUCTIONS :* **Ekstra /** *Extra*

Tüm dönüş uygulamaları, Metrik 8 cıvata ve somun kullanımına uygundur.
Belirtilen ağırlıklar kesim ağırlıklarıdır.

All the bend implementation are convenient for M8 bolt and Nut usage.
The indicated weights are the weights before fabrication.

Beha

Döşeme Altı Kablo Kanalları
Priz Kasaları - Buatlar
Underfloor Cable Trays
Socket Boxes - Junction Boxes

Beha

Döşeme Altı Kablo Kanalları
Priz Kasaları - Buatlar
Underfloor Cable Trays
Socket Boxes - Junction Boxes

256 Döşeme Altı Kablo Kanalı h:25mm / Underfloor Cable Trays h:25mm
257 Döşeme Altı Kablo Kanalı h:35mm / Underfloor Cable Trays h:35mm
258 Döşeme Altı Kablo Kanalı Ek - Sonlandırma - Seviye Yükseltme Elemanı
Underfloor Cable Trays Joint Pieces -End Cap - Level Increase Unit

259 330X330mm Döşeme Altı Buat Formlu
330x330mm Underfloor Box (Junction Box) (With Form)

260 360X360mm Döşeme Altı Buat Formlu
360x360mm Underfloor Box (Junction Box) (With Form)

261 330X330mm Döşeme Altı Buat / 330x330mm Underfloor Box (Junction Box)
262 360X360mm Döşeme Altı Buat / 360x360mm Underfloor Box (Junction Box)
263 420X420mm Döşeme Altı Buat / 420x420mm Underfloor Box (Junction Box)

264 90° Yukarı Dönüş Elemanı / 90° Upward Bending Unit

265 Döşeme Altı Priz Kasası 7'li / Underfloor Box (Socket Box) With 7 Pcs.
266 Döşeme Altı Priz Kasası 8'li / Underfloor Box (Socket Box) With 8 Pcs.
267 Döşeme Altı Priz Kasası 12'li / Underfloor Box (Socket Box) With 12 Pcs.

268 Buat Çerçevesi / Junction Box Frame
269 Buat Çerçevesi / Junction Box Frame

270 Masa Ustü Priz Çıkış Kutusu / Desktop Socket Outlet Box
271 Yükseltilmiş Priz Çıkış Kutusu / Escalated Floor Socket Boxes

272 Döşeme Altı Direkt Geçiş Buatı / Underfloor Transition Junction Box

273 Prizler / Sockets

274 Data - Telefon Taşıyıcılar / Data - Telephone Plug Sockets
275 Data Prizleri / Data Plugs

276 ----------

277 Masa Ustü Uygulama / Desktop Application
278 Masa Ustü Uygulama / Desktop Application

Sipariş Kodu (Order Code)	w (mm)	h (mm)	t (mm)	Kg/Mt (Kg/Mt)
BHA-DA08	80	25	0,80	1,652
BHA-DA12	120	25	0,80	2,406
BHA-DA16	160	25	0,80	2,908
BHA-DA20	200	25	0,80	3,618
BHA-DA24	240	25	0,80	4,119
BHA-DA30	300	25	0,80	4,874

>	AÇIKLAMALAR / *INSTRUCTIONS :*
NOT :	Standart uzunluk 2500mm. İsteğe bağlı olarak uzunluklar değişebilir.
!	Döşeme altı kablo kanallarında ölçü toleransı ± 3 mm.'dir.
!	Yukarıda belirtilen ağırlıklar kesim ağırlıklarıdır.
NOTE:	Standart length is 2500mm. On req uest the lengths can change.
!	The dimension tolerance in underfloor cable trays is ± 3 mm
!	The indicated weights are the weights before fabrication.

Tek Girişli Döşeme Altı Kablo Kanalı
Underfloor cable tray with single input

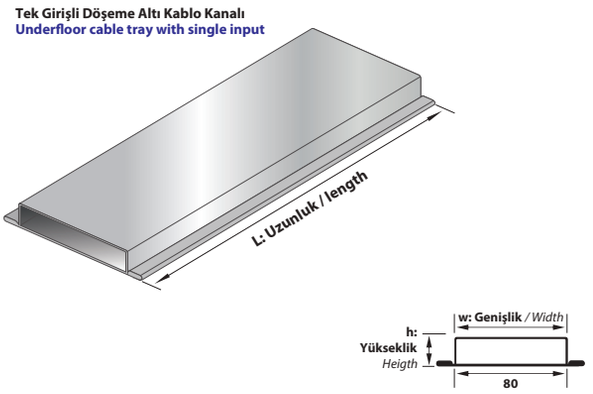

İki Girişli Döşeme Altı Kablo Kanalı
Underfloor cable tray with double input

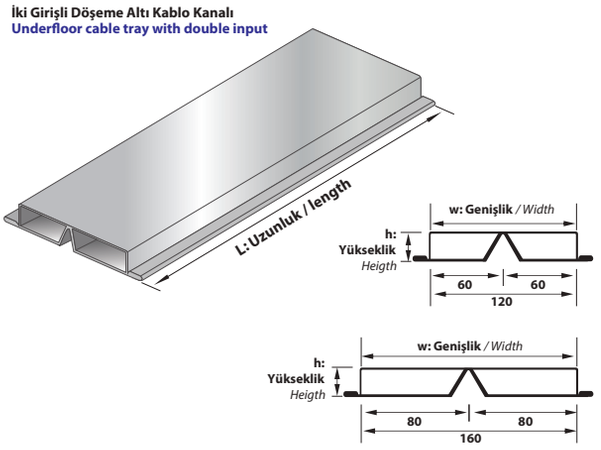

Üç Girişli Döşeme Altı Kablo Kanalı
Underfloor cable tray with three input

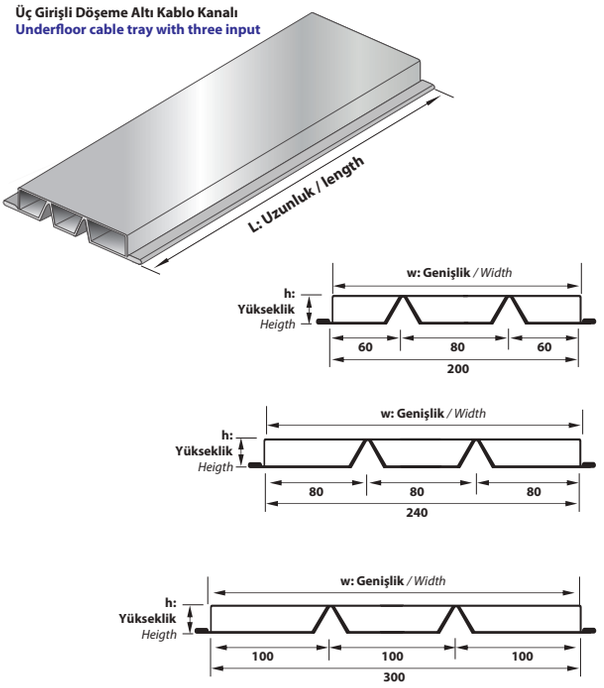

Not: **İçinden sadece kablo geçirme amacı hariç, Döşeme Altı Kablo Kanallarımızda Priz Kasası ile enerji çıkışı sağlanacak ise aşağıda sizler için derlemiş olduğumuz bilgilere göre hareket etmenizi öneririz.**
1- Kablo kanalları her ne ölçüde olursa olsun, şebeke prizlerinin seçimi 220V olmalıdır.
2- Bu prizlerin çalıştırılmasında standart minimumda 16A şalter kullanılmalıdır.
3- Kablo yolu uzunluğu (mesafesi) arttıkça kullanılan kablonun çapı artar. Bu tip durumlarda minimumda 2x2,5 - 3x2,5 - 4x4 - 4x6 - 4x10 - 4x16 gibi kablolar kullanılabilir.
3a- Standart ölçülere göre, Döşeme Altı Kablo Kanallarının yüksekliği standart minimumda 25mm maksimum 35mm'dir. Aynı şekil formatında h:40mm'de ürünün şekli aynı kalır. H:40'ın üzerinde yapılacak kablo kanalları şekil olarak değişim gösterir.
3b- Döşeme Altı Buatına bağlı ya da bağlı olmaksızın yükseklikler isteğe bağlı artabilir.
4- Genel elektrik kesintisinin olmadığı durumlarda Tek kablo geçişi ve tek bir şalterden enerji alınacak birden fazla döşeme altı priz kasalarında şalter atması durumunda bütün priz kasalarıni enerji çıkışı kapanır. Bu tip durumlarda birden fazla şalter ve kablo geçişi sağlamak kesintisiz enerji açısından önemlidir.
5- Priz kasası kullanım halinde kullanılacak enerji çıkış prizleri fabrika standart üretimine göre Topraklı ve UPS prizler 45x45mm ölçülerde olmalıdır. Data Telefon hatlarında ise 22,5x45mm ya da 45x45mm olmalıdır.
6- Döşeme Altı Kablo Kanallarının da topraklamasının yapılması gerekir.

Note: **Except for placing a cable inside of it, if a flow of energy is implemented in underfloor cable trays with socket box, we advise you to proceed according to the instructions below.**
1- Whatever is the dimension of a cable tray , network sockets must be in 220V.
2- To operate these sockets, 16A switch must be used.
3- As the distance of cable way lenght increases, the dia meter of the cable increases. İn these conditions, cables like 2x2,5 — 3x2,5 — 4x4 — 4x6 - 4x10 - 4x16 can be used in minimum. According to 3a standart dimensions, the height of Underfloor Cable Trays are 25mm in minimum and 35mm in maximum. The product with height 40mm remains same physically. The cable trays above h:40mm changes physically. Without depending on underfloor socket box, heights can be increased on request.
4- In the case that there is no general electric cut, the tripping of circuit breaker in single cable transition and in single switch in underfloor socket boxes, ali the flow of energy is closed. İn such cases, to provide more than one switch and cable transition is important in terms of incessant energy.
5- In case of using socket bo xes, the energy flow sockets according to standard factory production grounding and ups plugs must be in the dimensions of 45x45mm. İn data telephone lines this dimension must be, 22,5x45mm or 45x45mm.
6- Earthing for underfloor cable trays must also be applied.

Sipariş Kodu *(Order Code)*	w *(mm)*	h *(mm)*	t *(mm)*	Kg/Mt *(Kg/Mt)*
BHA-DAH08	80	35	0,80	1,778
BHA-DAH12	120	35	0,80	2,607
BHA-DAH16	160	35	0,80	3,109
BHA-DAH20	200	35	0,80	3,957
BHA-DAH24	240	35	0,80	4,459
BHA-DAH30	300	35	0,80	5,213

>	AÇIKLAMALAR / *INSTRUCTIONS :*
NOT :	Standart uzunluk 2500mm. İsteğe bağlı olarak uzunluklar değişebilir.
!	Döşeme altı k ablo kanallarında ölçü toleransı ± 3 mm.'dir .
!	Yukarıda belirtilen ağırlıklar kesim ağırlıklarıdır.
NOTE:	Standart length is 2500mm. On req uest the lengths can change.
!	The dimension tolerance in underfloor cable trays is ± 3 mm
!	The indicated weights are the weights before fabrication.

Tek Girişli Döşeme Altı Kablo Kanalı
Underfloor cable tray with single input

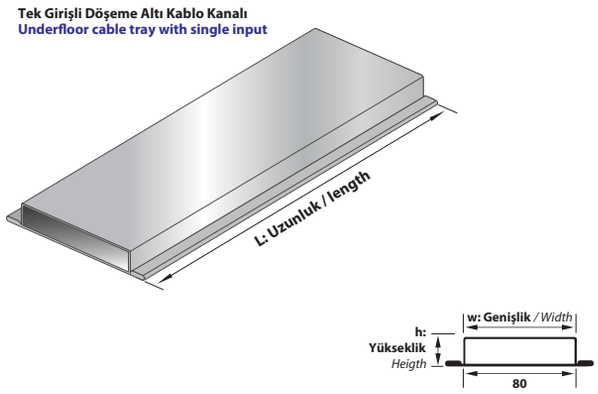

İki Girişli Döşeme Altı Kablo Kanalı
Underfloor cable tray with double input

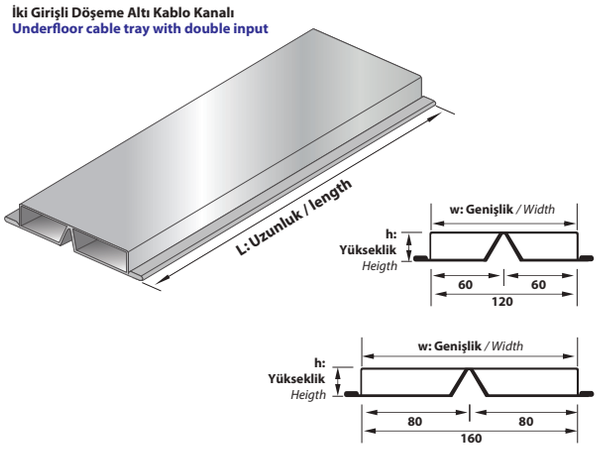

Üç Girişli Döşeme Altı Kablo Kanalı
Underfloor cable tray with three input

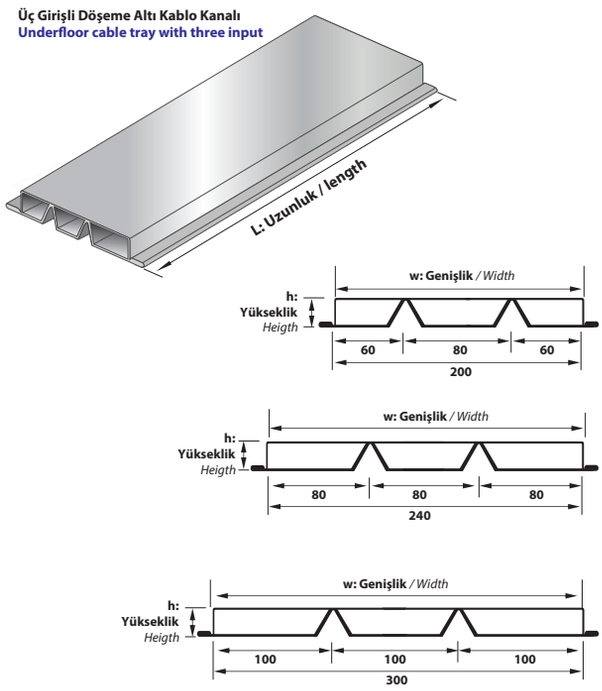

Not: İçinden sadece kablo geçirme amacı hariç, Döşeme Altı Kablo Kanallarımızda Priz Kasası ile enerji çıkışı sağlanacak ise aşağıda sizler için derlemiş olduğumuz bilgilere göre hareket etmenizi öneririz.

1- Kablo kanalları her ne ölçüde olursa olsun, şebeke prizlerinin seçimi 220V olmalıdır.

2- Bu prizlerin çalıştırılmasında standart minimumda 16A şalter kullanılmalıdır.

3- Kablo yolu uzunluğu (mesafesi) arttıkça kullanılan kablonun çapı artar. Bu tip durumlarda minimumda 2x2,5 - 3x2,5 - 4x4 - 4x6 - 4x10 - 4x16 gibi kablolar kullanılabilir.

3a- Standart ölçülere göre, Döşeme Altı Kablo Kanallarının yüksekliği standart minimumda 25mm maksimum 35mm'dir. Aynı şekil formatında h:40mm'de ürünün şekli aynı kalır. H:40'ın üzerinde yapılacak kablo kanalları şekil olarak değişim gösterir.

3b- Döşeme Altı Buatına bağlı ya da bağlı olmaksızın yükseklikler isteğe bağlı artabilir.

4- Genel elektrik kesintisinin olmadığı durumlarda T ek kablo geçişi ve tek bir şalterden enerji alınacak birden fazla döşeme altı priz kasalarında şalter atması durumunda bütün priz kasalarini enerji çıkışı kapanır. Bu tip durumlarda birden fazla şalter ve kablo geçişi sağlamak kesintisiz enerji açısından önemlidir.

5- Priz kasası kullanım halinde kullanılacak enerji çıkış prizleri fabrika standart üretimine göre
Topraklı ve UPS prizler 45x45mm ölçülerde olmalıdır. Data Telefon hatlarında ise 22,5x45mm ya da 45x45mm olmalıdır.

6- Döşeme Altı Kablo Kanallarının da topraklamasının yapılması gerekir.

Note: Except for placing a cable inside of it, if a flow of energy is implemented in underfloor cable trays with socket box, we advise you to proceed according to the instructions below .

1- Whatever is the dimension of a cable tray , network sockets must be in 220V.

2- To operate these sockets, 16A switch must be used.

3- As the distance of cable way lenght increases, the diameter of the cable increases. In these conditions, cables like 2x2,5 - 4x4 - 4x6 - 4x10 - 4x16 can be used in minimum. According to 3a standart dimensions, the height of Underfloor Cable Trays are 25mm in minimum and 35mm in maximum. The product with height 40mm remains same physically The cable trays above h:40mm changes physically.
Without depending on underfloor socket box, heights can be increased on request.

4- In the case that there is no general electric cut, the tripping of circuit breaker in single cable transition and in single switch in underfloor socket boxes, ali the flow of energy is closed. İn such cases, to provide more than one switch and cable transition is important in terms of incessant energy.

5- In case of using socket bo xes, the energy flow sockets according to standard factory production grounding and ups plugs must be in the dimensions of 45x45mm. In data telephone lines this dimension must be, 22,5x45mm or 45x45mm.

6- Earthing for underfloor cable trays must also be applied.

DÖŞEME ALTI KABLO KANALI EK ELEMANLARI
UNDERFLOOR CABLE TRAY JOINT PIECES

Sipariş Kodu (Order Code)	w (mm)	h (mm)	t (mm)	Kg/Adet (Kg/Pcs.)
BHA-DE08-27	84	27	0,80	0,161
BHA-DE12-27	124	27	0,80	0,196
BHA-DE16-27	164	27	0,80	0,234
BHA-DE20-27	204	27	0,80	0,272
BHA-DE24-27	244	27	0,80	0,311
BHA-DE30-27	304	27	0,80	0,368

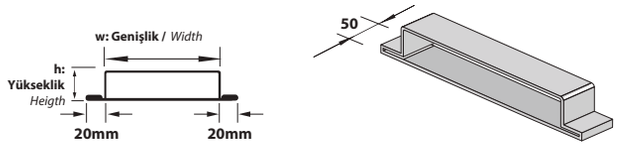

Sipariş Kodu (Order Code)	w (mm)	h (mm)	t (mm)	Kg/Adet (Kg/Pcs.)
BHA-DE08-37	84	37	0,80	0,171
BHA-DE12-37	124	37	0,80	0,206
BHA-DE16-37	164	37	0,80	0,244
BHA-DE20-37	204	37	0,80	0,282
BHA-DE24-37	244	37	0,80	0,311
BHA-DE30-37	304	37	0,80	0,378

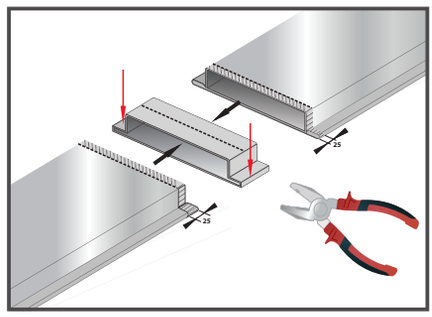

DÖŞEME ALTI KABLO KANALI SONLANDIRMA ELEMANLARI
UNDERFLOOR CABLE TRAY ENDING UNITS

Sipariş Kodu (Order Code)	w (mm)	h (mm)	t (mm)	Kg/Adet (Kg/Pcs.)
BHA-DS08-27	84	27	0,80	0,154
BHA-DS12-27	124	27	0,80	0,294
BHA-DS16-27	164	27	0,80	0,309
BHA-DS20-27	204	27	0,80	0,358
BHA-DS24-27	244	27	0,80	0,407
BHA-DS30-27	304	27	0,80	0,481

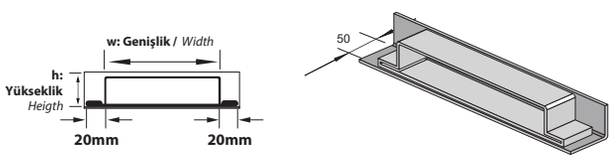

Sipariş Kodu (Order Code)	w (mm)	h (mm)	t (mm)	Kg/Adet (Kg/Pcs.)
BHA-DS08-37	84	37	0,80	0,227
BHA-DS12-37	124	37	0,80	0,275
BHA-DS16-37	164	37	0,80	0,324
BHA-DS20-37	204	37	0,80	0,373
BHA-DS24-37	244	37	0,80	0,423
BHA-DS30-37	304	37	0,80	0,496

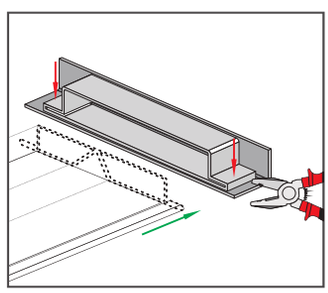

DÖŞEME ALTI K ABLO KANALI SEVİYE DEĞİŞTİRME ELEMANLARI
UNDERFLOOR CABLE LEVEL CHANGE UNITS

Sipariş Kodu (Order Code)	w (mm)	h (mm)	t (mm)	Kg/Adet (Kg/Pcs.)
BHA-DSA08	140	50	1,20	0,118
BHA-DSA12	180	50	1,20	0,137
BHA-DSA16	240	50	1,20	0,165
BHA-DSA20	260	50	1,20	0,174
BHA-DSA24	300	50	1,20	0,193
BHA-DSA30	360	50	1,20	0,221

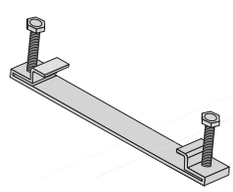

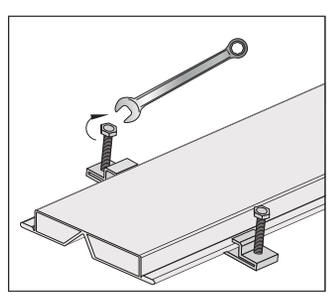

AÇIKLAMALAR / *INSTRUCTIONS :*

NOT : Ölçü toleransı ± 3 mm.'dir .

! Yukarıda belirtilen ağırlıklar kesim ağırlıklarıdır.

NOTE: The dimension tolerance is ± 3 mm

! The i ndicated weights are the weights before fabrication.

Sipariş Kodu *(Order Code)*	a *(mm)*	b *(mm)*	h *(mm)*	Kg/Adet *(Kg/Pcs.)*
BHA-DB1-33F	330	330	60-90	2,405
BHA-DB2-33F	330	660	60-90	4,810

AÇIKLAMALAR / *INSTRUCTIONS :*

NOT : **Döşeme Altı Buatlarında Yükseklik (h) minimum 60mm maksimum 90mm'dir. Döşeme Altı Buatı içine Priz Kutusu uygulanacak ise yükseklik (h) minimum 77mm maksimum 90mm olacaktır.**

NOTE: ***The height in underfloor boxes is minimum 60mm and maximum 90mm. In the case that socket box is applied into the Underfloor Box the height Will be minimum 77 and maximum 90mm.***

DÖŞEME ALTI BUATLARI
UNDERFLOOR JUNCTION BOXES



Tekli / ***Single***



Çiftli / ***Double***

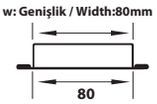

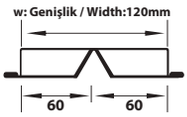

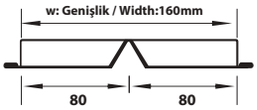

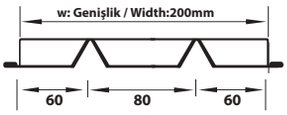

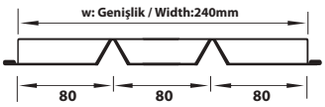

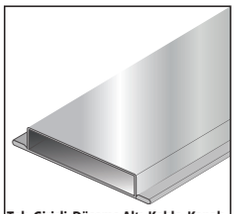

Tek Girişli Döşeme Altı Kablo Kanalı
Underfloor cable tray with single input

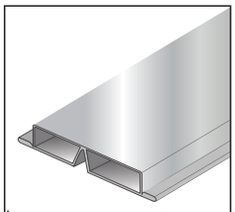

İki Girişli Döşeme Altı Kablo Kanalı
Underfloor cable tray with double input

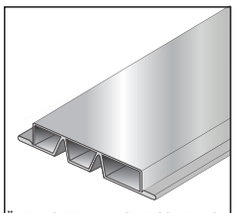

Üç Girişli Döşeme Altı Kablo Kanalı
Underfloor cable tray with three input

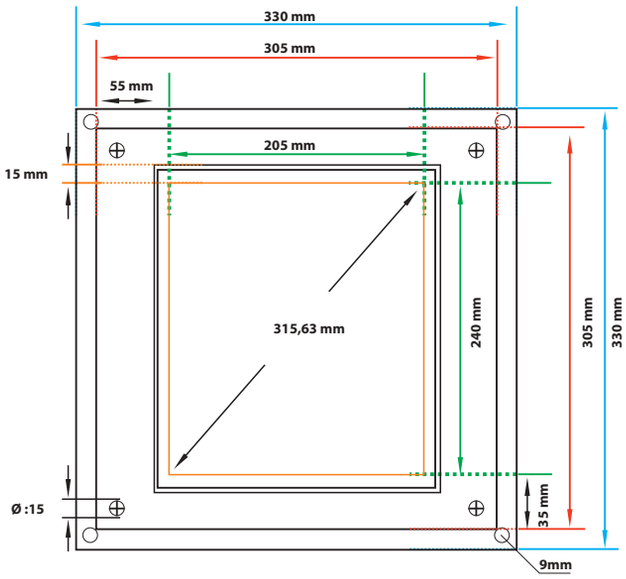

Ölçüler / ***Dimensions:***

207mm x 240mm Priz Kasası Giriş Bloğu
305mm x 305mm Üst Çerçevesi (Priz Kasası Girişi İçin)
330mm x 330mm T aban Çerçevesi (Zemin Sabitleme İçin
Maksimum 90mm Minimum 60mm Kullanım Yüksekliği (Priz Kasasısız.)

207mm x 240mm Socket Box Input Block
305mm x 305mm Parent Frame (For the Input Socket Box)
330mm x 330mm Floor Frame (For the Floor Fixing)
Max.90mm x Min.60mm Parent Frame (Available Height) (Non Socket Box)

BHA-DB1-33F ve BHA -DB2-33F
Buatları İçin Kullanılabilecek Priz Kasası BHA-DPK1'dir.

The Socket Box that can be used for Junction Boxes of BHA-DB1-33F and BHA-DB2-33F is BHA-DPK1.

BHA-DB1-33F ve BHA -DB2-33F
Buatları İçin Kullanılabilecek Priz Kasası BHA-DPK5'dir.

The Socket Box that can be used for Junction Boxes of BHA-DB1-33F and BHA-DB2-33F is BHA-DPK5.

Sipariş Kodu (Order Code)	a (mm)	b (mm)	h (mm)	Kg/Adet (Kg/Pcs.)
BHA-DB1-36F	360	360	60-90	2,655
BHA-DB2-36F	360	720	60-90	5,310

AÇIKLAMALAR / *INSTRUCTIONS :*

NOT : Döşeme Altı Buatlarında Yükseklik (h) minimum 60mm maksimum 90mm'dir . Döşeme Altı Buatı içine P riz K utusu uygulanacak ise yükseklik (h) minimum 77mm maksimum 90mm olacaktır.

NOTE: *The height in underfloor boxes is minimum 60mm and maximum 90mm. In the case that socket box is applied into the Underfloor Box the height Will be minimum 77 and maximum 90mm.*

DÖŞEME ALTI BUATLARI
UNDERFLOOR JUNCTION BOXES



Tekli / *Single*



Çiftli / *Double*

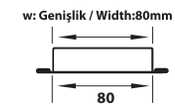

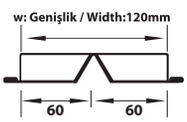

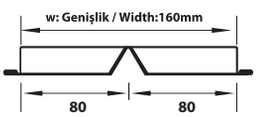

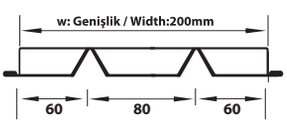

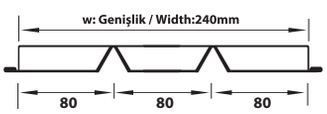

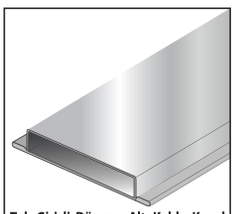

Tek Girişli Döşeme Altı Kablo Kanalı
Underfloor cable tray with single input

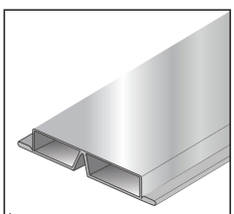

İki Girişli Döşeme Altı Kablo Kanalı
Underfloor cable tray with double input

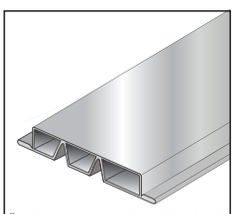

Üç Girişli Döşeme Altı Kablo Kanalı
Underfloor cable tray with three input

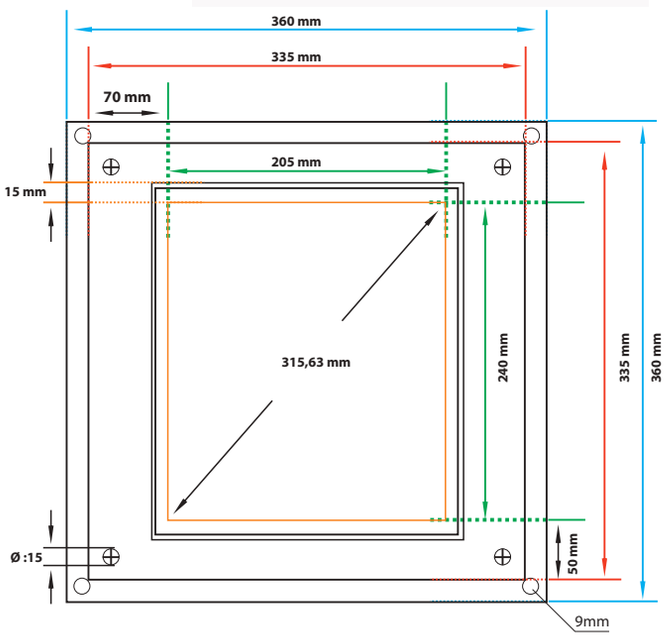

Ölçüler / *Dimensions:*

216mm x 240mm Priz Kasası Giriş Bloğu
335mm x 335mm Üst Çerçevesi (Priz Kasası Girişi İçin)
360mm x 360mm T aban Çerçevesi (Zemin Sabitleme İçin)
Maksimum 90mm Minimum 60mm K ullanım Yüksekliği (Priz Kasasısız.)

216mm x 240mm Socket Box Input Block
335mm x 335mm Parent Frame (For the Input Socket Box)
360mm x 360mm Floor Frame (For the Floor Fixing)
Max.90mm x Min.60mm Parent Frame (Available Height) (Non Socket Box)

BHA-DB1-36F ve BHA -DB2-36F
Buatları İçin Kullanılabilecek Priz Kasası BHA-DPK1'dir.
The Socket Box that can be used for Junction Boxes of BHA-DB1-36F and BHA-DB2-36F is BHA-DPK1.

BHA-DB1-36F ve BHA -DB2-36F
Buatları İçin Kullanılabilecek Priz Kasası BHA-DPK5'dir.
The Socket Box that can be used for Junction Boxes of BHA-DB1-36F and BHA-DB2-36F is BHA-DPK5.

Sipariş Kodu *(Order Code)*	a *(mm)*	b *(mm)*	h *(mm)*	Kg/Adet *(Kg/Pcs.)*
BHA-DB1-36S	360	330	60-90	2,655
BHA-DB2-36S	360	660	60-90	5,310

AÇIKLAMALAR / *INSTRUCTIONS :*

NOT : Döşeme Altı Buatlarında Yükseklik (h) minimum 60mm maksimum 90mm'dir. Döşeme Altı Buatı içine P riz K utusu uygulanacak ise yükseklik (h) minimum 77mm maksimum 90mm olacaktır.

NOTE: *The height in underfloor boxes is minimum 60mm and maximum 90mm. In the case that socket box is applied into the Underfloor Box the height Will be minimum 77 and maximum 90mm.*

DÖŞEME ALTI BUATLARI
UNDERFLOOR JUNCTION BOXES

Tekli / *Single*

Çiftli / *Double*

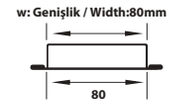

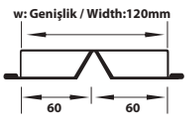

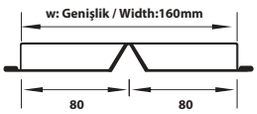

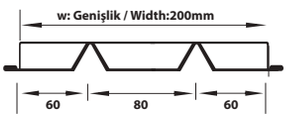

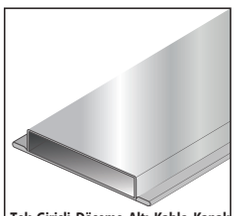

Tek Girişli Döşeme Altı Kablo Kanalı
Underfloor cable tray with single input

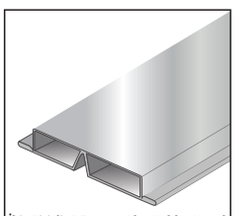

İki Girişli Döşeme Altı Kablo Kanalı
Underfloor cable tray with double input

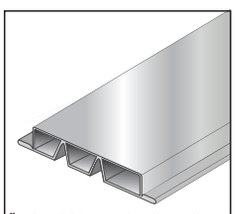

Üç Girişli Döşeme Altı Kablo Kanalı
Underfloor cable tray with three input

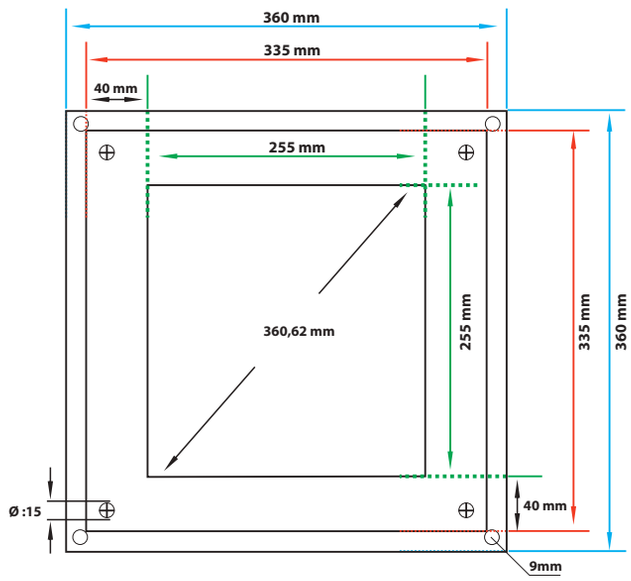

Ölçüler / *Dimensions:*

207mm x 240mm P riz K asası Giriş Bloğu
305mm x 305mm Üst Çerçevesi (P riz K asası Girişi İçin)
330mm x 330mm T aban Çerçevesi (Zemin Sabitleme İçin
Maksimum 90mm Minimum 60mm K ullanım Yüksekliği (Priz K asasısız.)

207mm x 240mm Socket Box Input Block
305mm x 305mm Parent Frame (For the Input Socket Box)
330mm x 330mm Floor Frame (For the Floor Fixing)
Max.90mm x Min.60mm Parent Frame (Available Height) (Non Socket Box)

BHA-DB1-36 ve BHA -DB2-36
Buatları İçin Kullanılabilecek Priz K asası BHA-DPK2'dir.
The Socket Box that can be used for Junction Boxes of BHA-DB1-36 and BHA-DB2-36 is BHA-DPK2.

BHA-DB1-36 ve BHA -DB2-36
Buatları İçin Kullanılabilecek Priz K asası BHA-DPK3'dir.
The Socket Box that can be used for Junction Boxes of BHA-DB1-36 and BHA-DB2-36 is BHA-DPK3.

BHA-DB1-36 ve BHA -DB2-36
Buatları İçin Kullanılabilecek Priz Kasası BHA-DPK4'dir.
The Socket Box that can be used for Junction Boxes of BHA-DB1-36 and BHA-DB2-36 is BHA-DPK4.

Sipariş Kodu (Order Code)	a (mm)	b (mm)	h (mm)	Kg/Adet (Kg/Pcs.)
BHA-DB1-33	330	330	60-90	2,405
BHA-DB2-33	330	660	60-90	4,810

AÇIKLAMALAR / *INSTR UCTIONS :*

NOT : Döşeme Altı Buatlarında Yükseklik (h) minimum 60mm maksimum 90mm'dir. Döşeme Altı Buatı içine P riz K utusu uygulanacak ise yükseklik (h) minimum 77mm maksimum 90mm olacaktır.

NOTE: *The height in underfloor boxes is minimum 60mm and maximum 90mm. In the case that socket box is applied into the Underfloor Box the height Will be minimum 77 and maximum 90mm.*

DÖŞEME ALTI BUATLARI
UNDERFLOOR JUNCTION BOXES



Tekli / *Single*

Çiftli / *Double*

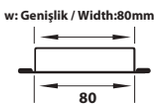

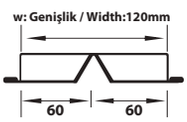

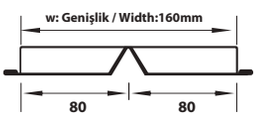

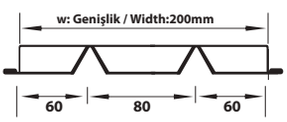

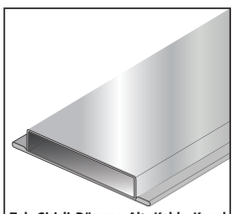

Tek Girişli Döşeme Altı Kablo Kanalı
Underfloor cable tray with single input

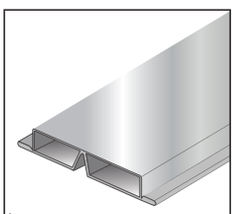

İki Girişli Döşeme Altı Kablo Kanalı
Underfloor cable tray with double input

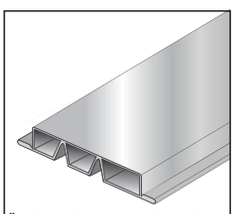

Üç Girişli Döşeme Altı Kablo Kanalı
Underfloor cable tray with three input

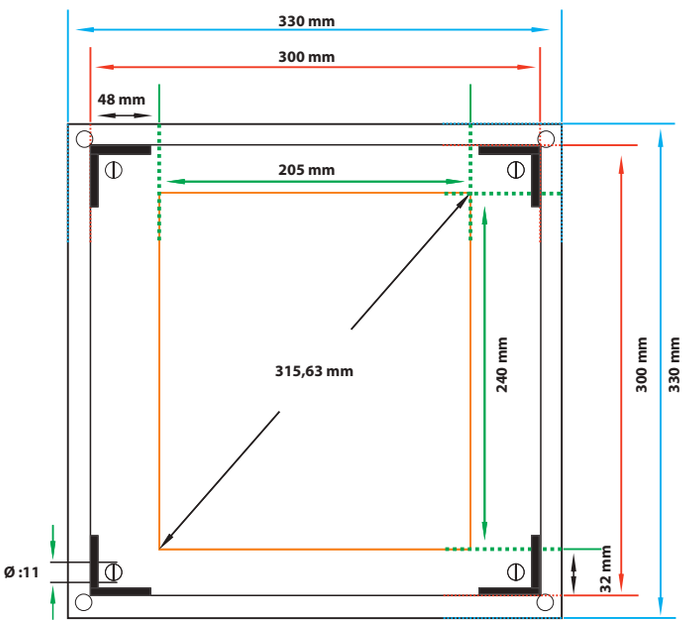

Ölçüler / Dimensions:

208mm x 238mm P riz K asası Giriş Bloğu
300mm x 300mm Üst Çerçevesi (P riz K asası Girişi İçin)
330mm x 330mm T aban Çerçevesi (Zemin Sabitleme İçin)
Maksimum 90mm Minimum 60mm K ullanım Yüksekliği (Priz K asasısız.)

208mm x 238mm Socket Bo x Input Block
300mm x 300mm P arent Frame (For the Input Socket Bo x)
330mm x 330mm Floor F rame (For the Floor Fixing)
Max.90mm x Min.60mm P arent Frame (A vailable Height) (Non Socket Bo x)

BHA-DB1-33 ve BHA -DB2-33
Buatları İçin Kullanılabilecek Priz Kasası BHA-DPK1'dir.
The Socket Box that can be used for Junction Bo xes of BHA-DB1-33 and BHA-DB2-33 is BHA-DPK1.

BHA-DB1-33 ve BHA-DB2-33
Buatları İçin Kullanılabilecek Priz Çerçevesi BHA-DPK5'dir.
The Socket Box that can be used for Junction Boxes of BHA-DB1-33 and BHA-DB2-33 is BHA-DPK5.

Sipariş K odu *(Order Code)*	a *(mm)*	b *(mm)*	h *(mm)*	Kg/Adet *(Kg/Pcs.)*
BHA-DB1-36	360	360	60-90	2,655
BHA-DB2-36	360	720	60-90	5,310

AÇIKLAMALAR / *INSTR UCTIONS :*

NOT : Döşeme Altı Buatlarında Yükseklik (h) minimum 60mm maksimum 90mm'dir. Döşeme Altı Buatı içine P riz K utusu uygulanacak ise yükseklik (h) minimum 77mm maksimum 90mm olacaktır.

NOTE: *The height in underfloor boxes is minimum 60mm and maximum 90mm. İn the case that socket bo x is app/ied into the Underfloor Box the height Will be minimum 77 and maximum 90mm.*

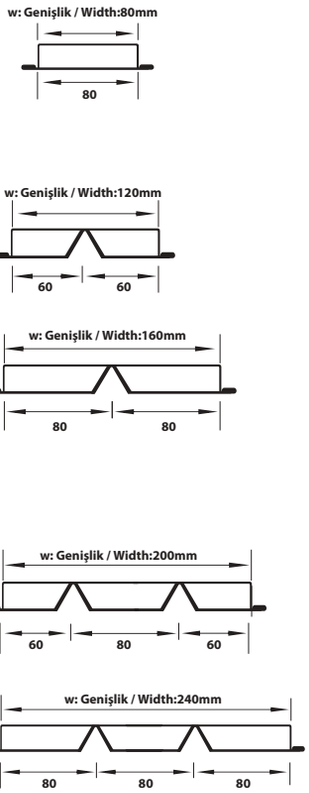

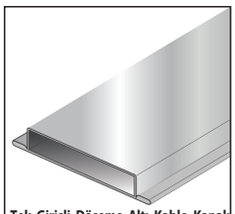

Tek Girişli Döşeme Altı Kablo Kanalı
Underfloor cable tray with single input

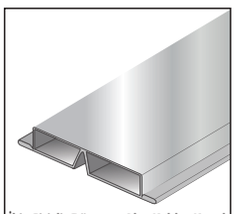

İki Girişli Döşeme Altı Kablo Kanalı
Underfloor cable tray with double input

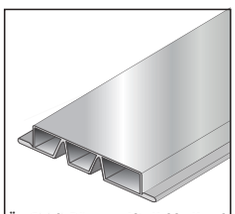

Üç Girişli Döşeme Altı Kablo Kanalı
Underfloor cable tray with three input

DÖŞEME AL TI BU ATLARI
UNDERFLOOR JUNCTION BO XES



Tekli / *Single*

Çiftli / *Double*

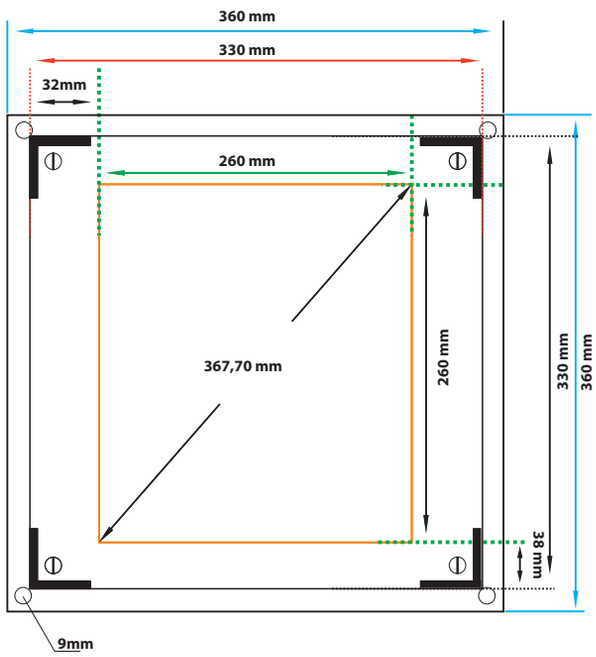

Ölçüler / ***Dimensions***

260mm x 260mm P riz K asası Giriş Bloğu
335mm x 335mm Üst Çerçevesi (P riz K asası Girişi İçin)
360mm x 360mm T aban Çerçevesi (Zemin Sabitleme İçin)
Maksimum 90mm Minimum 60mm K ullanım Yüksekliği (Priz K asasısız.)

260mm x 260mm Socket Bo x Input Block
335mm x 335mm P arent Frame (For the Input Socket Bo x)
360mm x 360mm Floor F rame (For the Floor Fixing)
Max.90mm x Min.60mm P arent Frame (A vailable Height) (Non Socket Bo x)

BHA-DB1-36 ve BHA -DB2-36
Buatları İçin Kullanılabilecek Priz K asası BHA-DPK2'dir.
The Socket Box that can be used for Junction Boxes of BHA-DB1-36 and BHA-DB2-36 is BHA-DPK2.

BHA-DB1-36 ve BHA -DB2-36
Buatları İçin K ullanılabilecek Priz K asası BHA-DPK3'dir.
The Socket Box that can be used for Junction Boxes of BHA-DB1-36 and BHA-DB2-36 is BHA-DPK3.

BHA-DB1-36 ve BHA -DB2-36
Buatları İçin Kullanılabilecek Priz Kasası BHA-DPK4'dir.
The Socket Box that can be used for Junction Boxes of BHA-DB1-36 and BHA-DB2-36 is BHA-DPK4.

Sipariş K odu (Order Code)	a (mm)	b (mm)	h (mm)	Kg/Adet (Kg/Pcs.)
BHA-DB1-42	420	420	60-90	4,200
BHA-DB2-42	420	840	60-90	8,400

AÇIKLAMALAR / *INSTR UCTIONS :*

NOT : Döşeme Altı Buatlarında Yükseklik (h) minimum 60mm maksimum 90mm'dir. Döşeme Altı Buatı içine P riz K utusu uygulanacak ise yükseklik (h) minimum 77mm maksimum 90mm olacaktır.

NOTE: *The height in underfloor boxes is minimum 60mm and maximum 90mm. In the case that socket box is applied into the Underfloor Box the height Will be minimum 77 and maximum 90mm.*

w: Genişlik / Width:80mm

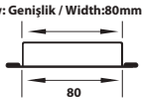

w: Genişlik / Width:120mm

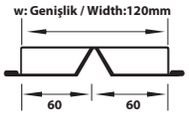

w: Genişlik / Width:160mm

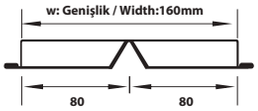

w: Genişlik / Width:200mm

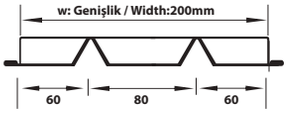

w: Genişlik / Width:240mm

w: Genişlik / Width

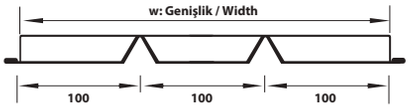

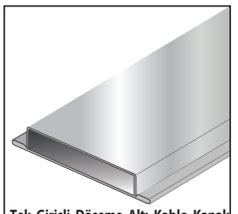

Tek Girişli Döşeme Altı Kablo Kanalı
Underfloor cable tray with single input

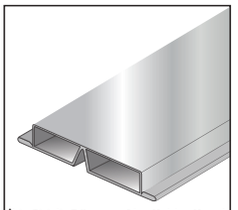

İki Girişli Döşeme Altı Kablo Kanalı
Underfloor cable tray with double input

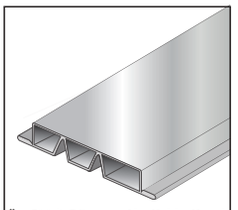

Üç Girişli Döşeme Altı Kablo Kanalı
Underfloor cable tray with three input

DÖŞEME ALTI BUATLARI
UNDERFLOOR JUNCTION BO XES



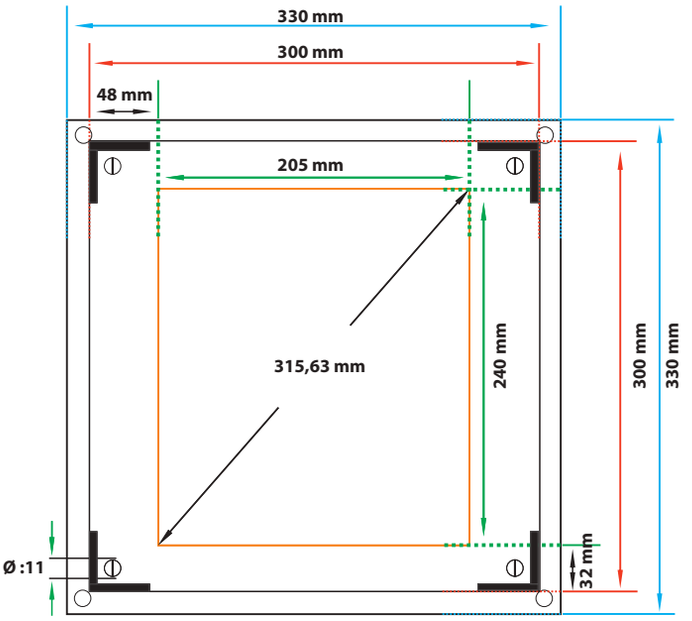

Ölçüler / Dimensions:

208mm x 238mm P riz K asası Giriş Bloğu
300mm x 300mm Üst Çerçevesi (P riz K asası Girişi İçin)
330mm x 330mm T aban Çerçevesi (Zemin Sabitleme İçin)
Maksimum 90mm Minimum 60mm K ullanım Yüksekliği (Priz K asasısız.)

208mm x 238mm Socket Bo x Input Block
300mm x 300mm P arent Frame (For the Input Socket Bo x)
330mm x 330mm Floor F rame (For the Floor Fixing)
Max.90mm x Min.60mm P arent Frame (A vailable Height) (Non Socket Bo x)

BHA-DB1-42 ve BHA -DB2-42
Buatları İçin K ullanılabilecek Priz K asası BHA-DPK2'dir.
The Socket Bo x that can be used for Junction Bo xes of BHA -DB1-42 and BHA -DB2-42 is BHA -DPK2.

BHA-DB1-42 ve BHA -DB2-42
Buatları İçin K ullanılabilecek Priz K asası BHA-DPK3'dir.
The Socket Bo x that can be used for Junction Bo xes of BHA -DB1-42 and BHA -DB2-42 is BHA -DPK3.

BHA-DB1-42 ve BHA -DB2-42
Buatları İçin K ullanılabilecek Priz K asası BHA-DPK4'dir.
The Socket Bo x that can be used for Junction Bo xes of BHA -DB1-42 and BHA -DB2-42 is BHA -DPK4.

Sipariş Kodu *(Order Code)*	a *(mm)*	b *(mm)*	h *(mm)*	Kg/Adet *(Kg/Pcs.)*
BHA-DYD33	330	330	70	2,405

90° YUKARI DÖNÜŞ ELEMANI
UPWARD BENDING UNIT 90°

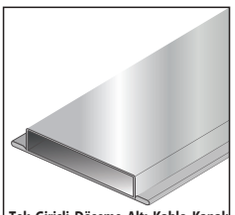

Tek Girişli Döşeme Altı Kablo Kanalı
Underfloor cable tray with single input

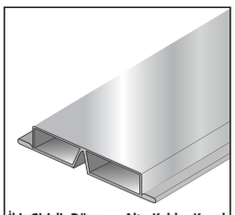

İki Girişli Döşeme Altı Kablo Kanalı
Underfloor cable tray with double input

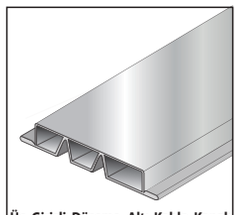

Üç Girişli Döşeme Altı Kablo Kanalı
Underfloor cable tray with three input

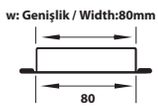

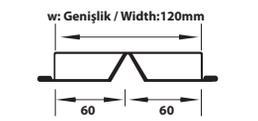

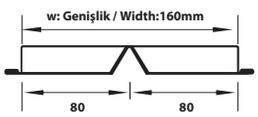

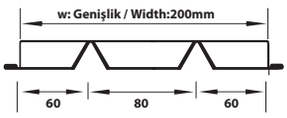

Sipariş Kodu *(Order Code)*	a *(mm)*	b *(mm)*	h *(mm)*	Kg/Adet *(Kg/Pcs.)*
BHA-DYD36	360	360	70	2,655
BHA-DYD42	420	420	70	4,200

90° YUKARI DÖNÜŞ ELEMANI
UPWARD BENDING UNIT 90°

Tek Girişli Döşeme Altı Kablo Kanalı
Underfloor cable tray with single input

İki Girişli Döşeme Altı Kablo Kanalı
Underfloor cable tray with double input

Üç Girişli Döşeme Altı Kablo Kanalı
Underfloor cable tray with three input

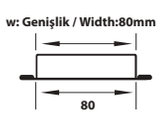

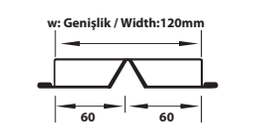

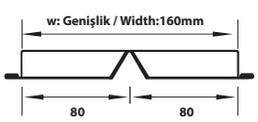

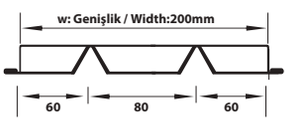

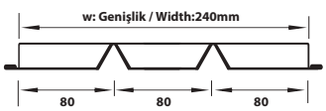

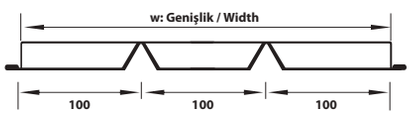

Sipariş Kodu (Order Code)	a (mm)	b (mm)	h (mm)	Kg/Adet (Kg/Pcs.)
BHA-DPK1	225	255	70	0,920

PRİZ KASALARI
SOCKET BO XES

Priz K asası 7 adet P riz çıkışlı
Not: Girişler 45x45mm ya da 22,5x45mm'ye uygundur .

Socket Box with 7pcs. plug output.
Note: Inputs are Compatible to 45x45mm or 22,5x45mm.

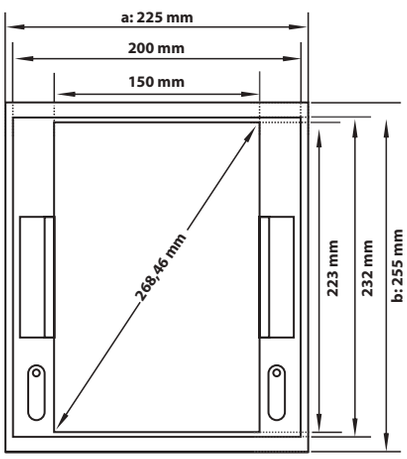

Ölçüler / ***Dimensions:***

255mm x 225mm Üst Çerçevesi
255mm x 225mm T op Frame

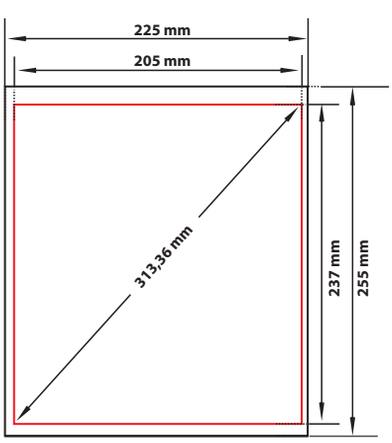

Ölçüler / Dimensions:

237mm x 205mm P riz K asası Buata Giriş Bloğu
75mm Kullanım Yüksekliği

237mm x 205mm Socket Bo x to Juntion Box Input Block
75mm Parent Frame (Available Height)

Sipariş Kodu *(Order Code)*	a *(mm)*	b *(mm)*	h *(mm)*	Kg/Adet *(Kg/Pcs.)*
BHA-DPK2	275	275	70-90	1,295

AÇIKLAMALAR / *INSTRUCTIONS :*

NOT : Priz K asalarında Yükseklik (h) minimum 70mm, maksimum 90mm'dir .

NOTE: The height is min. 70mm and max. 90mm for Underfloor Boxes

PRİZ KASALARI
SOCKET BOXES

Priz Kasası 8 adet Priz çıkışlı
Not: Girişler 45x45mm ya da 22,5x45mm'ye uygundur.

Socket Box with 8 pcs. plug output.
Note: Inputs are Compatible to 45x45mm or 22,5x45mm.

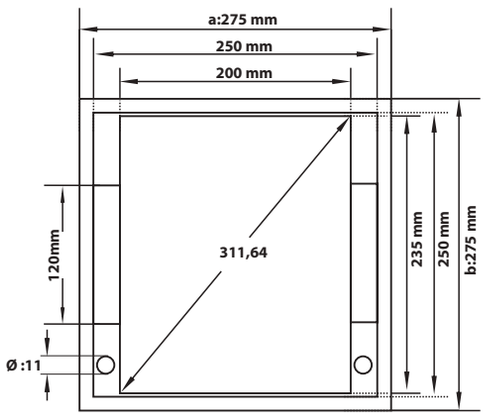

Ölçüler / ***Dimensions:***

275mm x 275mm Üst Çerçevesi
275mm x 275mm Top Frame

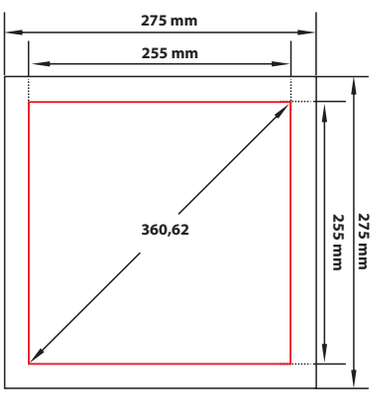

Ölçüler / **Dimensions:**

255mm x 255mm P riz K asası Buata Giriş Bloğu
65mm Kullanım Yüksekliği

255mm x 255mm Socket Box to Juntion Box Input Block
65mm Parent Frame (Available Height)

Sipariş Kodu *(Order Code)*	a *(mm)*	b *(mm)*	h *(mm)*	Kg/Adet *(Kg/Pcs.)*
BHA-DPK3	**275**	**275**	**70-90**	**1,355**

AÇIKLAMALAR / *INSTRUCTIONS :*

NOT : **Priz kasalarında yükseklik Minimum 70mm, Maksimum 90 mm'dir.**

NOTE: **The height is min. 70mm and max. 90mm for Underfloor Boxes**

PRİZ KASALARI
SOCKET BOXES

Priz K asası 12 adet Priz çıkışlı.
Not: Girişler 45x45mm ya da 22,5x45mm'ye uygundur.

Socket Box with 12 pcs. plug output.
Note: Inputs are Compatible to 45x45mm or 22,5x45mm.

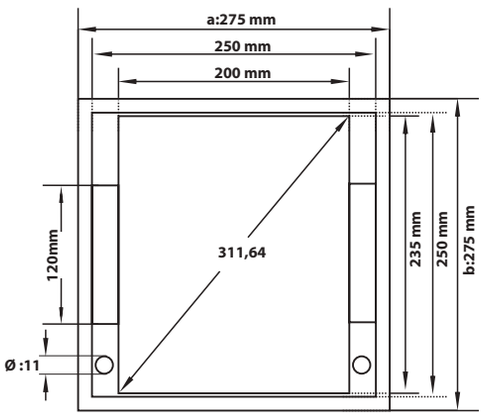

Ölçüler / ***Dimensions:***

255mm x 255mm Üst Çerçevesi
255mm x 255mm Top Frame

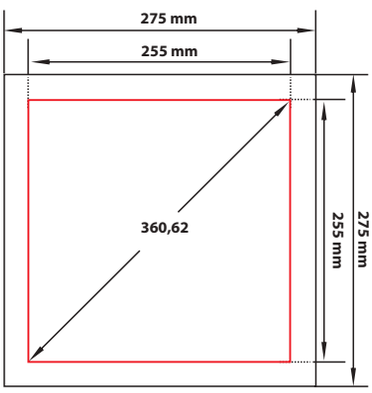

Ölçüler / **Dimensions:**

255mm x 255mm P riz K asası Buata Giriş Bloğu
75mm Kullanım Yüksekliği

255mm x 255mm Socket Box to Juntion Box Input Block
75mm Parent Frame (Available Height)

Sipariş K odu *(Order Code)*	a *(mm)*	b *(mm)*	h *(mm)*	Kg/Adet *(Kg/Pcs.)*
BHA-DPK4	275	275	60	0,905

DÖŞEME ALTI BU AT ÇERÇEVESİ
UNDERFLOOR JUNCTION BO X FRAME

AÇIKLAMALAR / *INSTR UCTIONS :*

NOT : Çerçeve Yüksekliği 65m'dir.

NOT E: The Frame height is 65mm

Buat çerçevesi / ***Junction box frame***

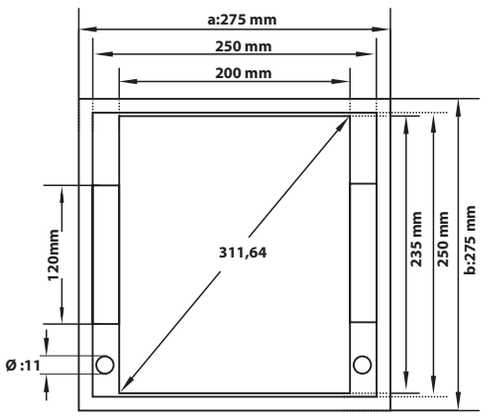

Ölçüler / ***Dimensions:***

275mm x 275mm Üst Çerçevesi
275mm x 275mm Top Frame

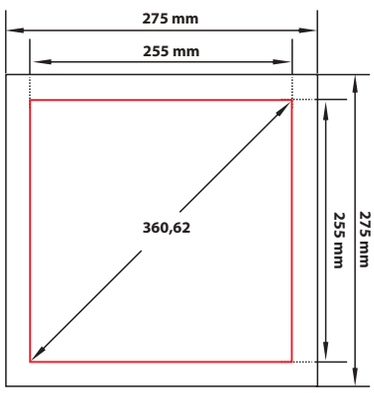

Ölçüler / ***Dimensions:***

255mm x 255mm P riz K asası Buata Giriş Bloğu
60mm Kullanım Yüksekliği

255mm x 255mm Socket Bo x to Juntion Box Input Block
60mm Parent Frame (Available Height)

Sipariş Kodu *(Order Code)*	a *(mm)*	b *(mm)*	h *(mm)*	Kg/Adet *(Kg/Pcs.)*
BHA-DPK5	**260**	**230**	**50**	**0,890**

DÖŞEME ALTI BUAT ÇERÇEVESİ
UNDERFLOOR JUNCTION BOX FRAME

Buat çerçevesi / *Junction box frame*

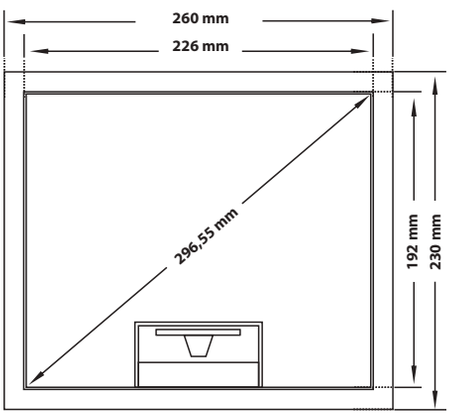

Ölçüler / *Dimensions:*

260mm x 230mm Üst Çerçevesi
260mm x 230mm Top Frame

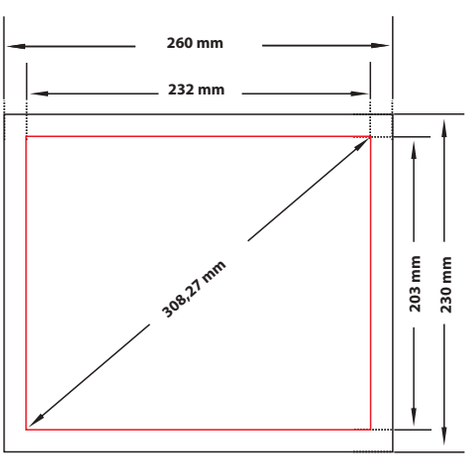

Ölçüler / Dimensions:

232mm x 203mm P riz K asası Giriş Bloğu
75mm Kullanım Yüksekliği

232mm x 203mm Socket Bo x Input Block
75mm Parent Frame (Available Height)

Sipariş Kodu *(Order Code)*	a *(mm)*	b *(mm)*	Kg/Adet *(Kg/Pcs.)*
BHA-DPK6	143	270	0,400

Not: Girişler 45x45mm ya da 22,5x45mm'ye uygundur .

Not: Inputs are Compatible to 45x45mm or 22,5x45mm

MASAÜSTÜ PRİZ KASALARI
DESKTOP SOCKET BOXES

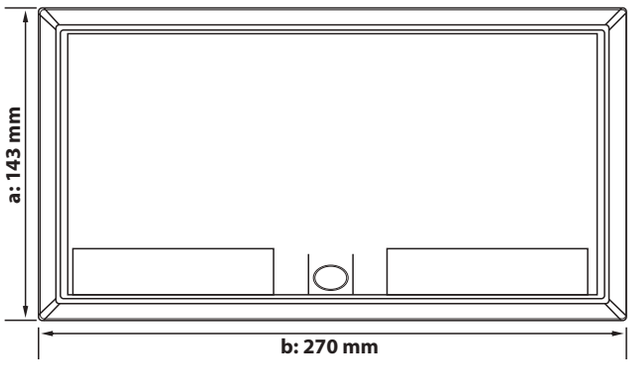

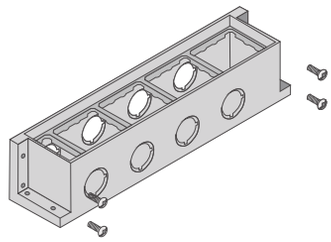

Ölçüler / ***Dimensions:***

260mm x 230mm Üst Çerçevesi
260mm x 230mm Top Frame

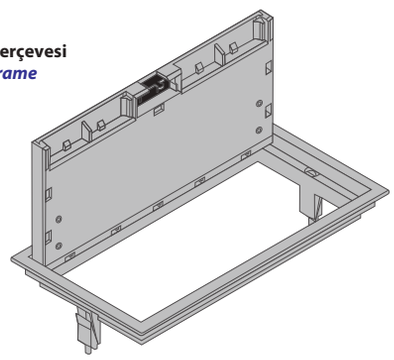

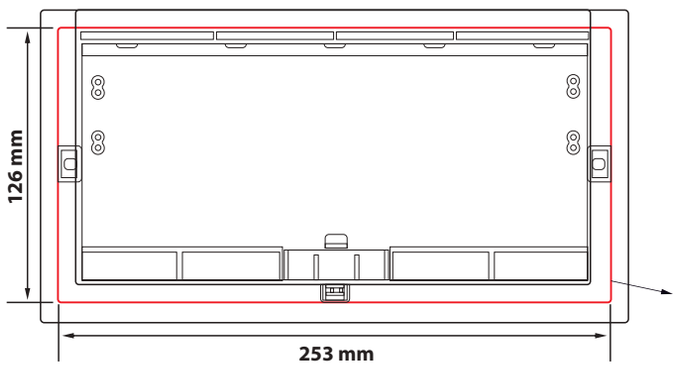

Ölçüler / ***Dimensions:***

126mm x 253mm P riz K asası Giriş Bloğu
126mm x 253mm Socket Bo x Input Block

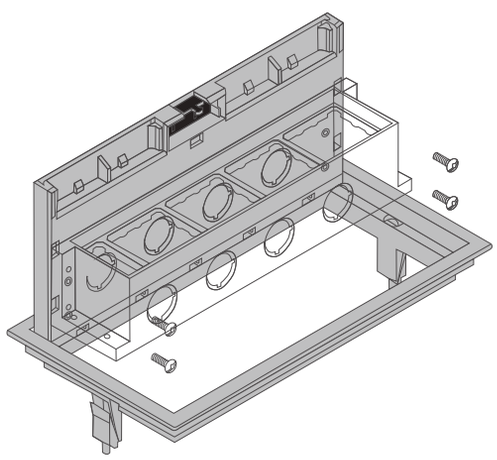

Sipariş K odu (Order Code)	a (mm)	b (mm)	h (mm)	Kg/Adet (Kg/Pcs.)
BHA-YCK1	125	125	55	0,190

YÜKSELTİLMİŞ PRİZ ÇIKIŞ KUTULARI
ESCALATED FLOOR SOCKET BOXES

Not: Girişler 45x45mm ya da 22,5x45mm'ye uygundur .
Not: Inputs are Compatible to 45x45mm or 22,5x45mm.

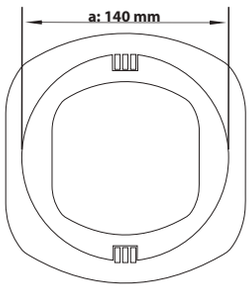

Sipariş K odu (Order Code)	a (mm)	b (mm)	h (mm)	Kg/Adet (Kg/Pcs.)
BHA-YCK2	140	115	50	0,120

YÜKSELTİLMİŞ PRİZ ÇIKIŞ KUTULARI
ESCALATED FLOOR SOCKET BO XES

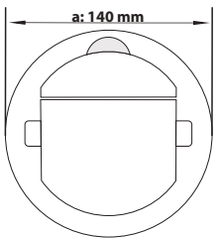

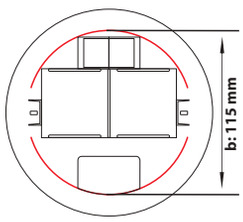

Not: Girişler 45x45mm ya da 22,5x45mm'ye uygundur .
Not: Inputs are Compatible to 45x45mm or 22,5x45mm.

Sipariş K odu (Order Code)	a (mm)	b (mm)	h (mm)	Kg/Adet (Kg/Pcs.)
BHA-YCK3	140	115	63	0,175

YÜKSELTİLMİŞ PRİZ ÇIKIŞ KUTULARI
ESCALATED FLOOR SOCKET BO XES

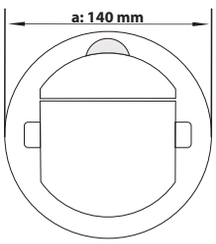

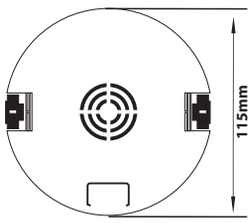

Not: Girişler 45x45mm ya da 22,5x45mm'ye uygundur .
Not: Inputs are Compatible to 45x45mm or 22,5x45mm.

Sipariş K odu (Order Code)	a (mm)	b (mm)	h (mm)	Kg/Adet (Kg/Pcs.)
BHA-YCK4	160	115	63	0,190

YÜKSELTİLMİŞ PRİZ ÇIKIŞ KUTULARI
ESCALATED FLOOR SOCKET BO XES

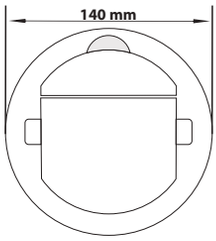

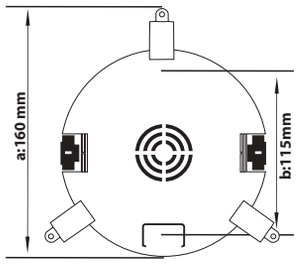

Not: Girişler 45x45mm ya da 22,5x45mm'ye uygundur .
Not: Inputs are Compatible to 45x45mm or 22,5x45mm.

DÖŞEME ALTI DİREKT GEÇİŞ BUATLARI
TRANSITION JUNCTION BOX (330x330mm)

Sipariş Kodu *(Order Code)*	a *(mm)*	b *(mm)*	h *(mm)*	Kg/Adet *(Kg/Pcs.)*
BHA-DGB1-33	330	330	60-90	2,993

AÇIKLAMALAR / *INSTRUCTIONS :*

NOT : Döşeme Altı Buatlarında Yükseklik (h) minimum 60mm maksimum 90mm'dir. Döşeme Altı Buatı içine P riz K utusu uygulanacak ise yükseklik (h) minimum 65mm maksimum 90mm olacaktır.

NOTE: The height in underfloor boxes is minimum 60mm and maximum 90mm. İn the case that socket bo x is applied into the Underfloor Box the height Will be minimum 65 and maximum 90mm.

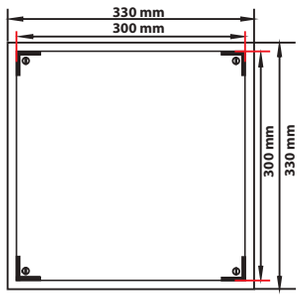

DÖŞEME ALTI DİREKT GEÇİŞ BUATLARI
TRANSITION JUNCTION BOX (360x360mm)

Sipariş Kodu *(Order Code)*	a *(mm)*	b *(mm)*	h *(mm)*	Kg/Adet *(Kg/Pcs.)*
BHA-DGB1-36	360	360	60-90	3,420

AÇIKLAMALAR / *INSTRUCTIONS :*

NOT : Döşeme Altı Buatlarında Yükseklik (h) minimum 60mm maksimum 90mm'dir. Döşeme Altı Buatı içine P riz K utusu uygulanacak ise yükseklik (h) minimum 65mm maksimum 90mm olacaktır.

NOTE: *The height in underfloor boxes is minimum 60mm and maximum 90mm. in the case that socket box is applied into the Underfloor Box the height Will be minimum 65 and maximum 90mm.*

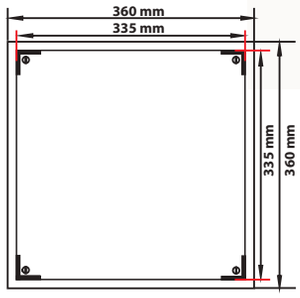

DÖŞEME ALTI DİREKT GEÇİŞ BUATLARI
TRANSITION JUNCTION BOX (420x420mm)

Sipariş Kodu *(Order Code)*	a *(mm)*	b *(mm)*	h *(mm)*	Kg/Adet *(Kg/Pcs.)*
BHA-DGB1-42	420	420	60-90	5,288

AÇIKLAMALAR / *INSTRUCTIONS :*

NOT : Döşeme Altı Buatlarında Yükseklik (h) minimum 60mm maksimum 90mm'dir. Döşeme Altı Buatı içine P riz K utusu uygulanacak ise yükseklik (h) minimum 65mm maksimum 90mm olacaktır.

NOTE: *The height in underfloor boxes is minimum 60mm and maximum 90mm. In the case that socket box is applied into the Underfloor Box the height Will be minimum 65 and maximum 90mm.*



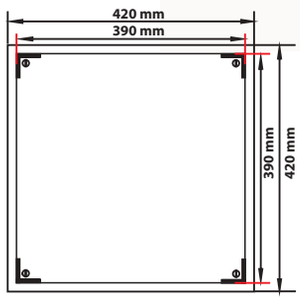

Sipariş Kodu *(Order Code)*	a *(mm)*	b *(mm)*	h *(mm)*
BHA-UP	**45**	**45**	**40**

UPS PRİZ
UPSET PLUG

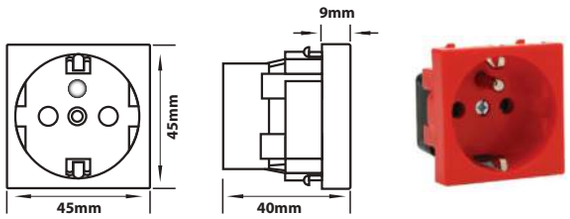

Sipariş Kodu *(Order Code)*	a *(mm)*	b *(mm)*	h *(mm)*
BHA-TP	**45**	**45**	**40**

TOPRAKLI PRİZ
GROUNDING PL UG

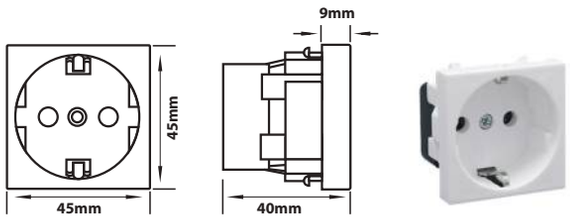

BHA-DPK1
Priz Kasası 7 adet priz çıkışlı
Socket Box with 7 pcs. socket output

Priz yuva ölçüleri 45x45mm'dir. 22,5x45mm ölçülerinde telefon/data sehpalarından tek sıraya yan yana 2 sıra halinde 1 adet priz yuvasından çıkışını desteklemektedir.

Receptacle housing dimensions are 45x45mm. It supports the outlet of 1 pcs receptacle housing with 22,5x5,45mm dimensions from tel, data mounting in single file or Side by Side in double file

BHA-DPK2
Priz Kasası 8 adet priz çıkışlı
Socket Box with 8 pcs. socket output

Priz yuva ölçüleri 45x45mm'dir. 22,5x45mm ölçülerinde telefon/data sehpalarından tek sıraya yan yana 2 sıra halinde 1 adet priz yuvasından çıkışını desteklemektedir.

Receptacle housing dimensions are 45x45mm. It supports the outlet of 1 pcs receptacle housing with 22,5x5,45mm dimensions from tel, data mounting in single file or Side by Side in double file

BHA-DPK3
Priz Kasası 12 adet priz çıkışlı
Socket Box with 12 pcs. socket output

Priz yuva ölçüleri 45x45mm'dir. 22,5x45mm ölçülerinde telefon/data sehpalarından tek sıraya yan yana 2 sıra halinde 1 adet priz yuvasından çıkışını desteklemektedir.

Receptacle housing dimensions are 45x45mm. It supports the outlet of 1 pcs receptacle housing with 22,5x5,45mm dimensions from tel, data mounting in single file or Side by Side in double file

Sipariş Kodu *(Order Code)*	a *(mm)*	b *(mm)*	h *(mm)*
BHA-DPT1	**45**	**22,5**	**40**

TEKLİ DATA / TELEFON TAŞIYICI (22,5X45mm)
SINGLE DATA -TELEPHONE PLUG SOCKET(22,5X45mm)

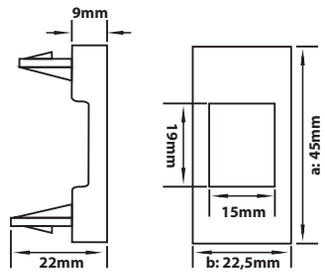

Sipariş Kodu *(Order Code)*	a *(mm)*	b *(mm)*	h *(mm)*
BHA-DPT2	**45**	**45**	**40**

TEKLİ DATA / TELEFON TAŞIYICI (45X45mm)
SINGLE DATA -TELEPHONE PLUG SOCKET(45X45mm)

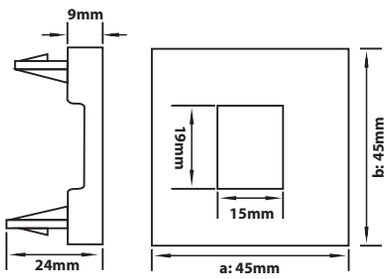

Sipariş Kodu *(Order Code)*	a *(mm)*	b *(mm)*	h *(mm)*
BHA-DPT3	**45**	**45**	**21**

ÇİFTLİ DATA / TELEFON TAŞIYICI (45X45mm)
DOUBLE DATA -TELEPHONE PLUG SOCKET(45X45mm)

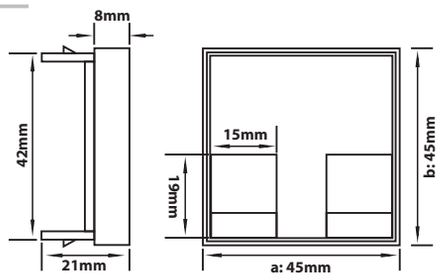

BHA-DPK1
Priz Kasası 7 adet priz çıkışlı
Socket Box with 7 pcs. socket output

Priz yuva ölçüleri 45x45mm'dir. 22,5x45mm ölçülerinde telefon/data sehpalarından tek sıraya yan yana 2 sıra halinde 1 adet priz yuvasından çıkışını desteklemektedir.

Receptacle housing dimensions are 45x45mm. It supports the outlet of 1 pcs receptacle housing with 22,5x5,45mm dimensions from tel, data mounting in single file or Side by Side in double file

BHA-DPK2
Priz Kasası 8 adet priz çıkışlı
Socket Box with 8 pcs. socket output

Priz yuva ölçüleri 45x45mm'dir. 22,5x45mm ölçülerinde telefon/data sehpalarından tek sıraya yan yana 2 sıra halinde 1 adet priz yuvasından çıkışını desteklemektedir.

Receptacle housing dimensions are 45x45mm. It supports the outlet of 1 pcs receptacle housing with 22,5x5,45mm dimensions from tel, data mounting in single file or Side by Side in double file

BHA-DPK3
Priz Kasası 12 adet priz çıkışlı
Socket Box with 12 pcs. socket output

Priz yuva ölçüleri 45x45mm'dir. 22,5x45mm ölçülerinde telefon/data sehpalarından tek sıraya yan yana 2 sıra halinde 1 adet priz yuvasından çıkışını desteklemektedir.

Receptacle housing dimensions are 45x45mm. It supports the outlet of 1 pcs receptacle housing with 22,5x5,45mm dimensions from tel, data mounting in single file or Side by Side in double file

DATA PRİZİ
DATA PLUG

Sipariş Kodu (Order Code)	
BHA-DPD	**DATA PRİZİ /** *DATA PLUG (RJ 45 CAT 5)*

TELEFON PRİZİ
TELEPHONE PLUG

Sipariş Kodu (Order Code)	
BHA-DPT	**TELEFON PRİZİ /** *TELEPHONE PL UG (RJ 12 CAT 3)*

BUAT SAC KAPAĞI
JUNCTION BOXES METAL COVER

Sipariş Kodu (Order Code)	a (mm)	b (mm)	e (mm)	Kg/Adet (Kg/Pcs.)
BHA-BSK1	220	250	1,50	0,647
BHA-BSK2	280	280	1,50	0,923
BHA-BSK3	220	255	1,50	0,660

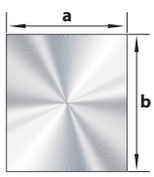



BHA-BSK1 BHA-BSK2 BHA-BSK3

BHA-DB1-33
BHA-BSK1



BHA-DB1-36
BHA-BSK2



BHA-DB1-42
BHA-BSK2



BHA-DB1-33F
BHA-BSK3



BHA-DB1-36F
BHA-BSK3

KURUL UM İÇİN UYGUNDUR **/ It is suitable for montage**

YÜKSELTİLMİŞ PRİZ ÇIKIŞ KUTUSU BUAT
ESCALATED FLOOR SOCKET BOXES JUNCTION BOX

Sipariş Kodu (Order Code)	a (mm)	b (mm)
BHA-YCKB -1	126	15
BHA-YCKB -2	121	15

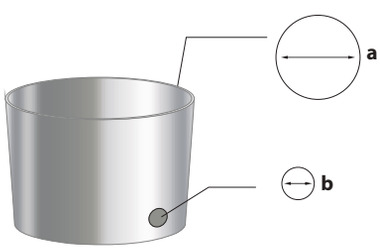

BUAT SEVİYE AYAR ELEMANI
JUNCTION BOXES LEVEL ADJUST UNIT

Sipariş Kodu (Order Code)	w (mm)	h (mm)	t (mm)	Gram/Adet (Gr/Pcs.)
BHA-BSA	30	50	2,00	27,00

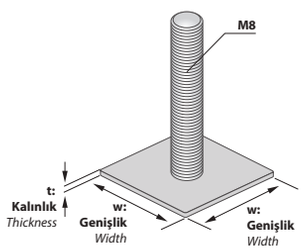

Beha

Metal İmalat San. Tic. Ltd. Şti.

www.behametal.com
satis@behametal.com
0 (212) 222 23 42 - 0 (212) 565 29 19
Perpa Ticaret Merkezi A Blok Kat: 5 No: 181 Okmeydanı / İstanbul
Yenidoğan Mah. Ferhatpaşa Cad. Ozar Sanayi Sitesi A Blok No: 12/112 Bayrampaşa / İstanbul